

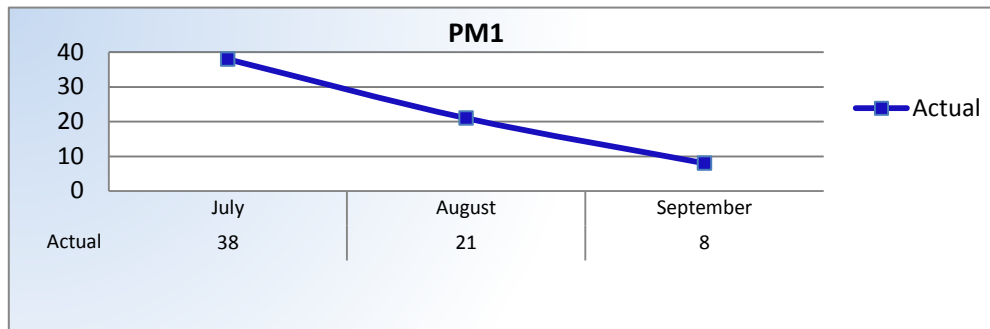
Performance Measures

Q1 Report (July - September 2013)

To ensure stakeholders can review the Board's progress toward meeting its enforcement goals and targets, we have developed a transparent system of performance measurement. These measures will be posted publicly on a quarterly basis.

PM1 | Volume

Number of complaints and convictions received.

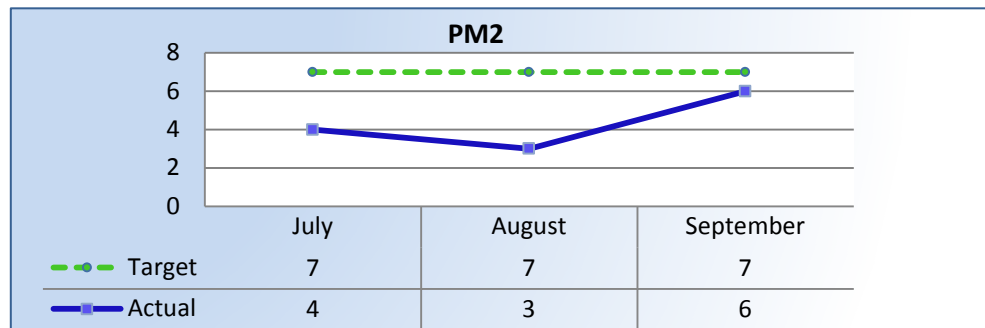


Total Received: 67 Monthly Average: 22

Complaints: 59 | Convictions: 8

PM2 | Intake

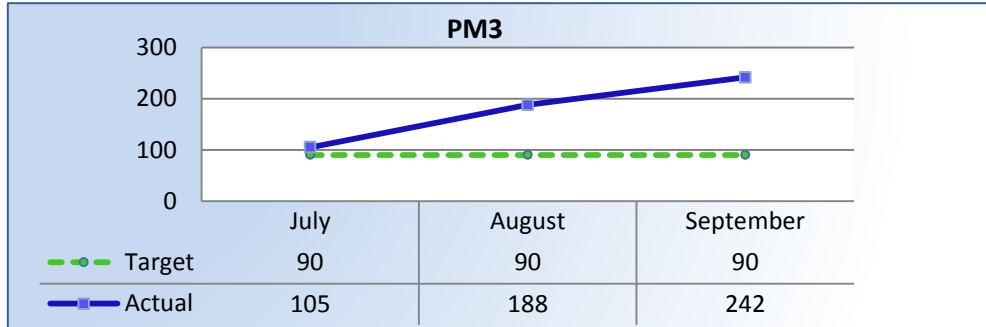
Average cycle time from complaint receipt, to the date the complaint was assigned to an investigator.



Target Average: 7 Days | Actual Average: 4 Days

PM3 | Intake & Investigation

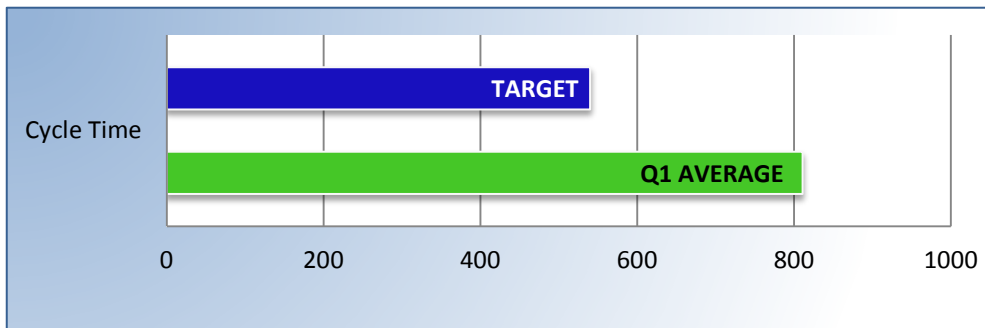
Average cycle time from complaint receipt to closure of the investigation process. Does not include cases sent to the Attorney General or other forms of formal discipline.



Target Average: 90 Days | Actual Average: 186 Days

PM4 | Formal Discipline

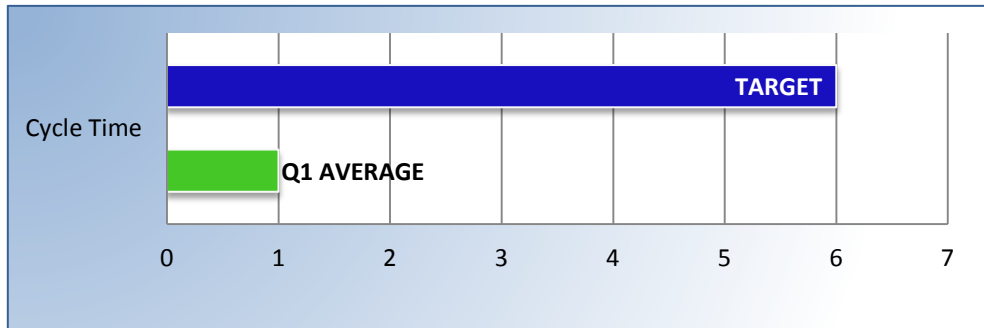
Average number of days to complete the entire enforcement process for cases resulting in formal discipline. (Includes intake and investigation by the Board and prosecution by the AG).



Target Average: 540 Days | Actual Average: 811 Days

PM7 | Probation Intake

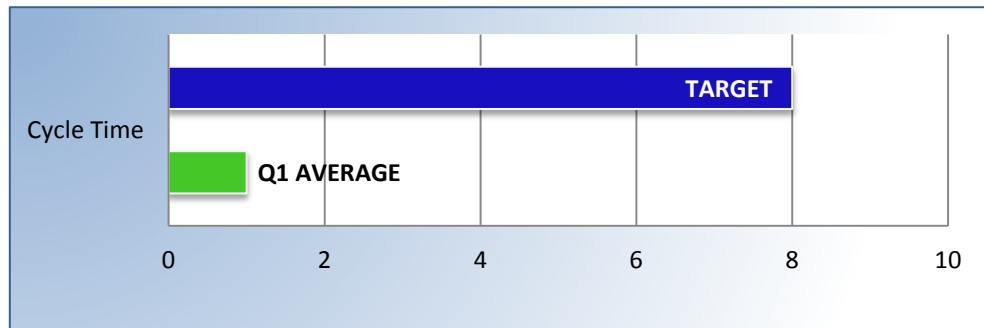
Average number of days from monitor assignment, to the date the monitor makes first contact with the probationer.



Target Average: 25 Days | Actual Average: 1 Day

PM8 | Probation Violation Response

Average number of days from the date a violation of probation is reported, to the date the assigned monitor initiates appropriate action.



Target Average: 14 Days | Actual Average: 1 Day