

Performance Measures

Q1 Report (July - Sept 2010)

To ensure stakeholders can review the Board's progress toward meeting its enforcement goals and targets, we have developed a transparent system of performance measurement.

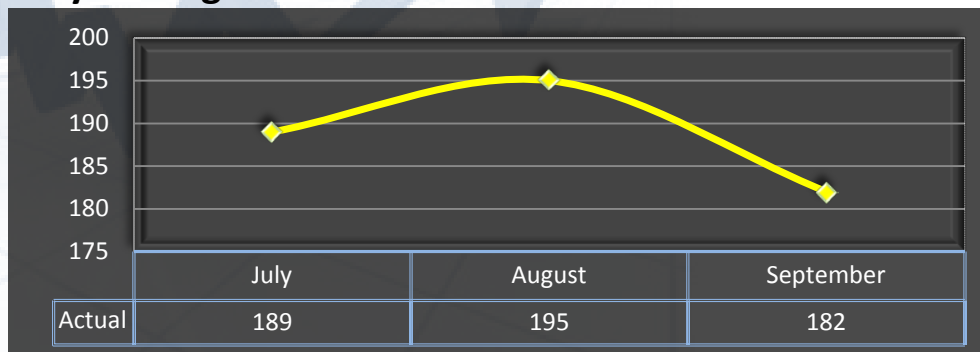
These measures will be posted publicly on a quarterly basis. In future reports, additional measures, such as consumer satisfaction and complaint efficiency, will also be added. These additional measures are being collected internally at this time and will be released once sufficient data is available.

Volume

Number of complaints received.*

Q1 Total: 566 (Complaints: 306 Convictions: 260)

Q1 Monthly Average: 189

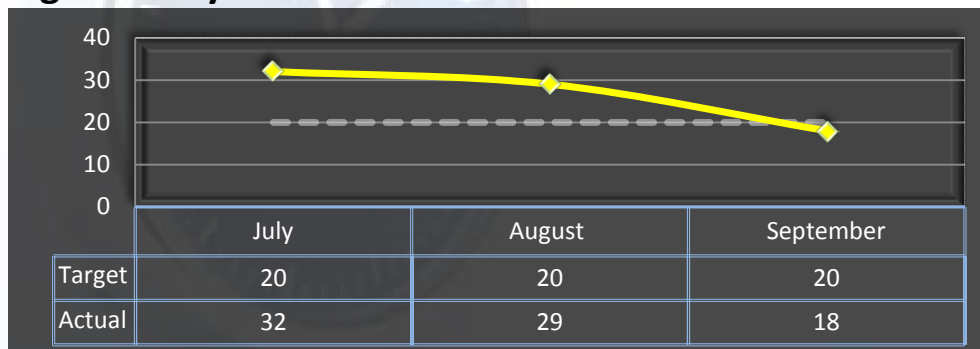


Intake

Average cycle time from complaint receipt, to the date the complaint was assigned to an investigator.

Target: 20 Days

Q1 Average: 27 Days

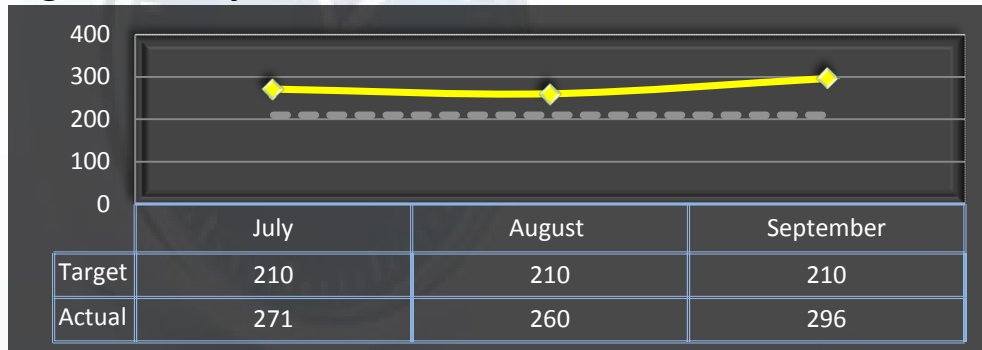


Intake & Investigation

Average cycle time from complaint receipt to closure of the investigation process. Does not include cases sent to the Attorney General or other forms of formal discipline.

Target: 210 Days

Q1 Average: 277 Days

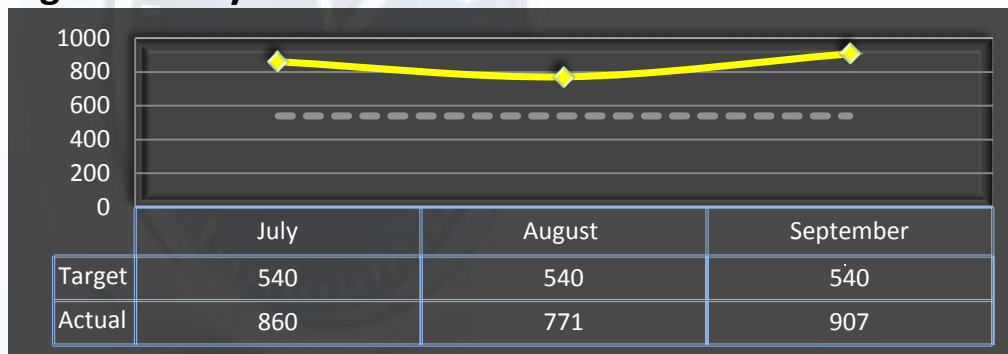


Formal Discipline

Average cycle time from complaint receipt to closure, for cases sent to the Attorney General or other forms of formal discipline.

Target: 540 Days

Q1 Average: 801 Days

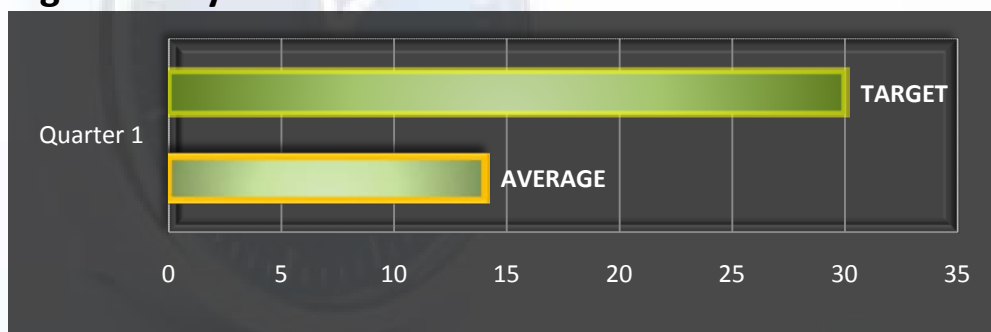


Probation Intake

Average number of days from monitor assignment, to the date the monitor makes first contact with the probationer.

Target: 30 Days

Q1 Average: 14 Days

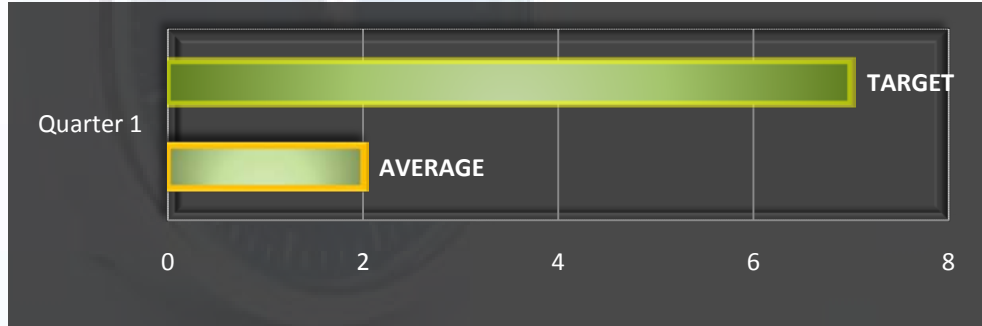


Probation Violation Response

Average number of days from the date a violation of probation is reported, to the date the assigned monitor initiates appropriate action.

Target: 7 Days

Q1 Average: 2 Days



Note: Due to the budget crisis, Board of Pharmacy currently has 24 enforcement unit vacancies which can not be filled. This has adversely affected enforcement cycle times.