

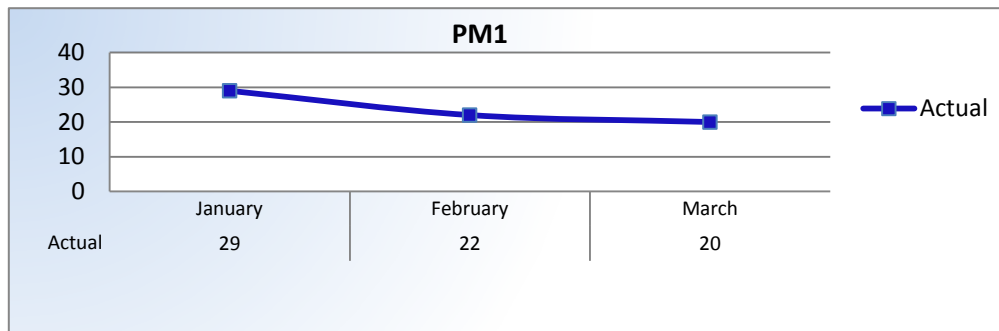
Performance Measures

Q3 Report (January - March 2014)

To ensure stakeholders can review the Bureau's progress toward meeting its enforcement goals and targets, we have developed a transparent system of performance measurement. These measures will be posted publicly on a quarterly basis.

PM1 | Volume

Number of complaints and convictions received.




Total Received: 71 Monthly Average: 24

Complaints: 71 | Convictions: 0

PM2 | Intake


Average cycle time from complaint receipt, to the date the complaint was assigned to an investigator.



Target Average: 10 Days | Actual Average: 4 Days

PM3 | Intake & Investigation

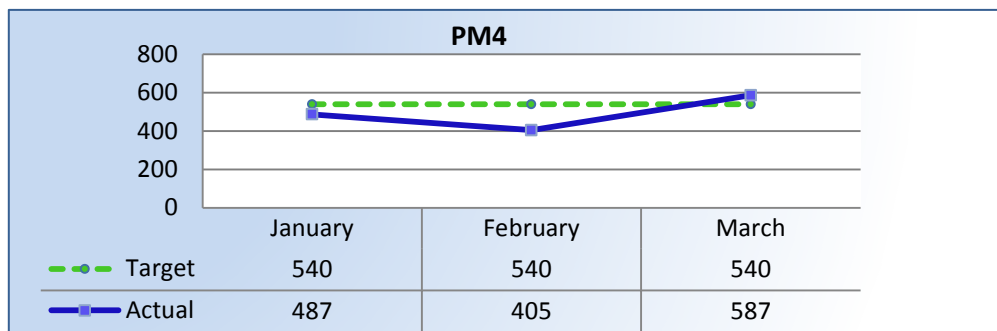
Average cycle time from complaint receipt to closure of the investigation process. Does not include cases sent to the Attorney General or other forms of formal discipline.



Target Average: 360 Days | Actual Average: 126 Days

PM4 | Formal Discipline

Average number of days to complete the entire enforcement process for cases resulting in formal discipline. (Includes intake and investigation by the Bureau and prosecution by the AG).



Target Average: 540 Days | Actual Average: 490 Days

PM7 | Probation Intake

Average number of days from monitor assignment, to the date the monitor makes first contact with the probationer.

The Bureau did not contact any new probationers this quarter.

Target Average: 14 Days | **Actual Average:** N/A

PM8 | Probation Violation Response

Average number of days from the date a violation of probation is reported, to the date the assigned monitor initiates appropriate action.

The Bureau did not report any probation violations this quarter.

Target Average: 30 Days | **Actual Average:** N/A