


## Performance Measures

### Q3 Report (January – March 2016)

To ensure stakeholders can review the Board's progress toward meeting its enforcement goals and targets, we have developed a transparent system of performance measurement. These measures will be posted publicly on a quarterly basis.

#### New Cases Opened

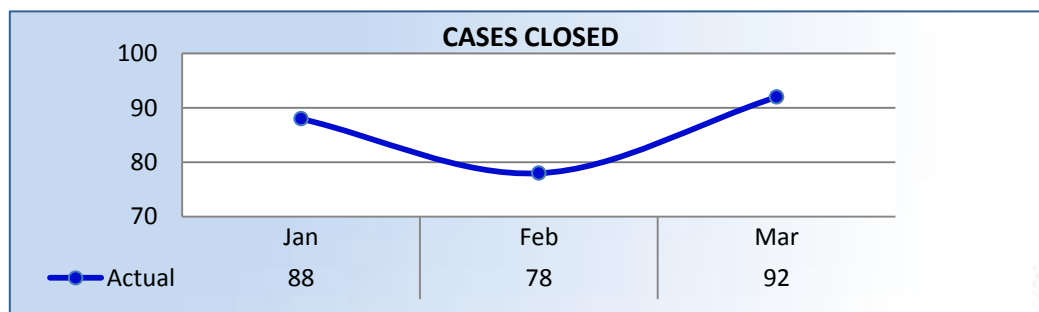
Number of new cases opened per month.



Quarter Total: 208 | Quarter Average: 69

#### Cases Closed

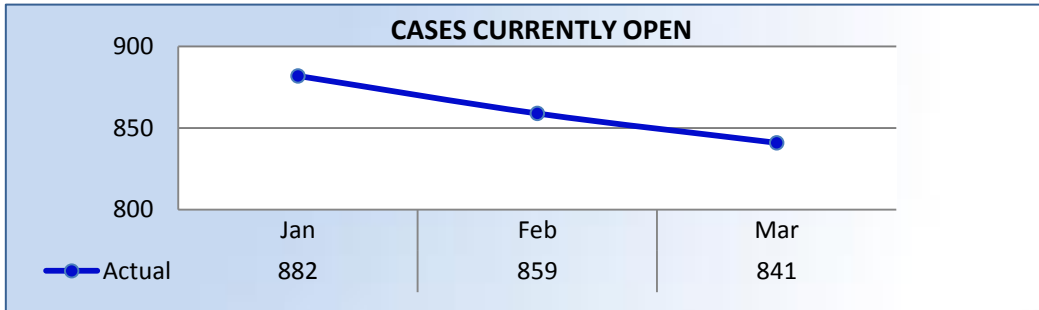
Number of cases closed by the Division per month.



Quarter Average: 86

### Cases Currently Open

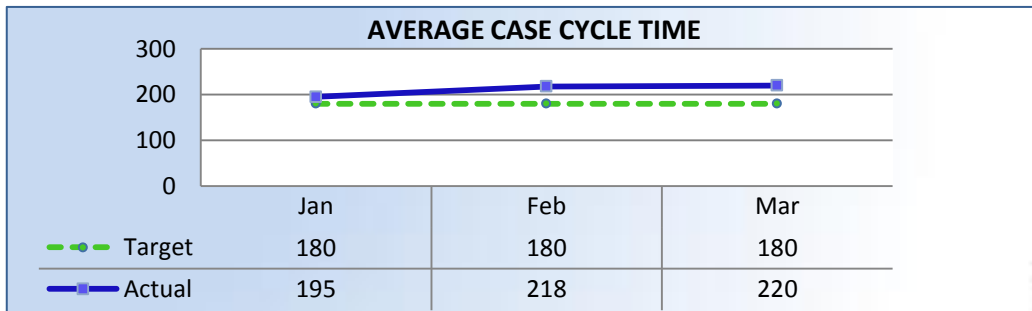
Numbers of cases currently open for investigation by the Division.



**Quarter Average: 861**

### Average Case Cycle Time

Average number of days to close cases. Cycle time is calculated from day of receipt, to day of closure by the Division.



**Target Average: 180 Days | Actual Average: 211 Days**