

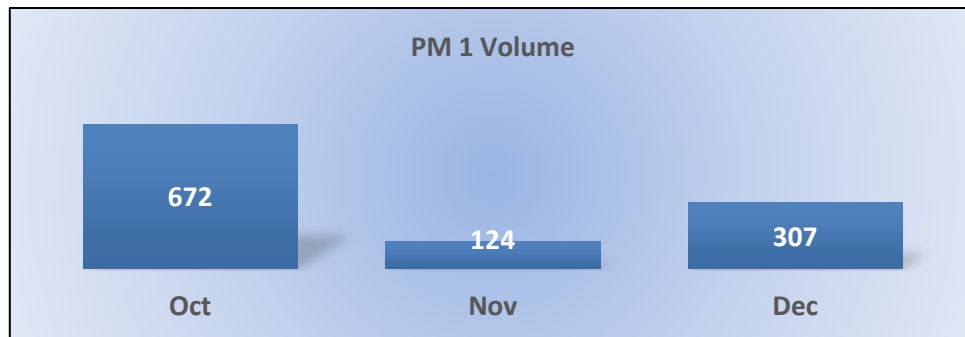
Enforcement Performance Measures

Q2 Report (October - December 2016)

To ensure stakeholders can review the Board's progress toward meeting its enforcement goals and targets, we have developed a transparent system of performance measurement. These measures will be posted publicly on a quarterly basis.

PM1 | Volume

Number of complaints and convictions received.

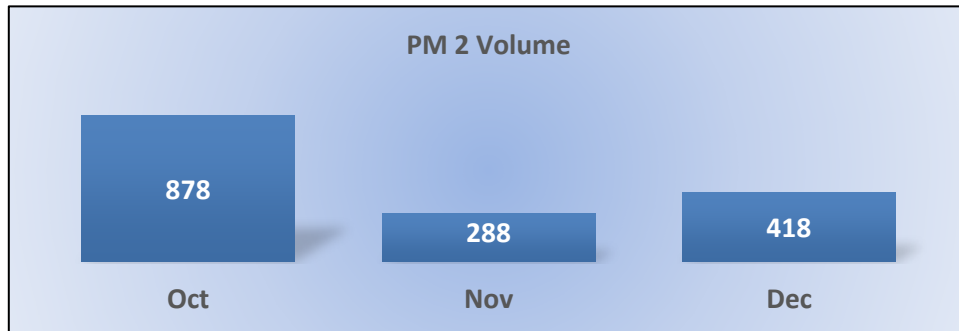


Total Received: 1,103 | Monthly Average: 368

Complaints: 1,103 | Convictions: 0

PM2 | Intake – Volume

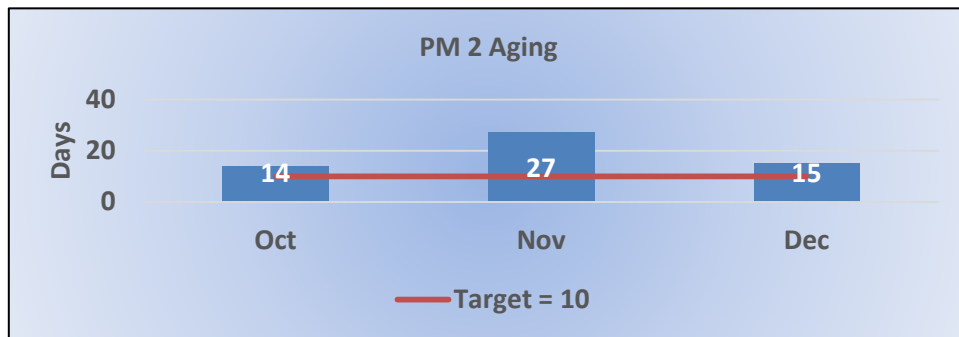
Number of complaints closed or assigned to an investigator.



Total: 1,584 | Monthly Average: 17

PM2 | Intake – Cycle Time

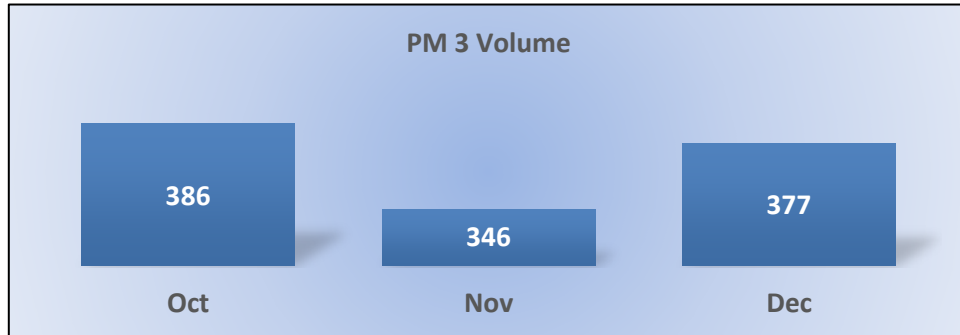
Average number of days from complaint receipt, to the date the complaint was closed or assigned to an investigator.



Target Average: 10 Days | Actual Average: 17 Days

PM3 | Investigations – Volume

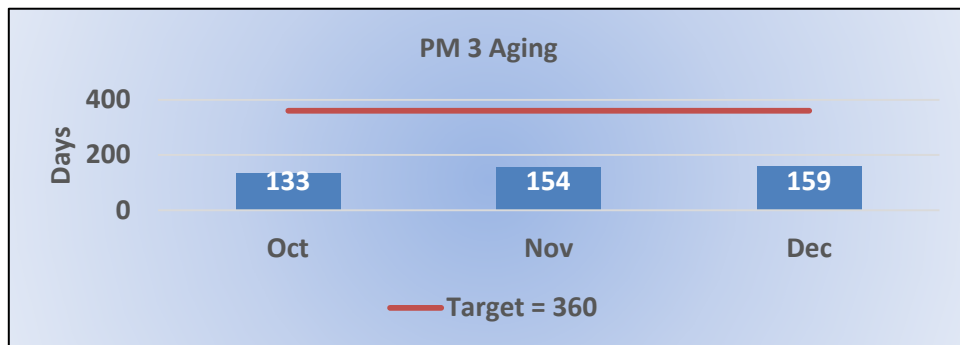
Number of investigations closed (not including cases transmitted to the Attorney General).



Total: 1,109 | Monthly Average: 370

PM3 | Investigations – Cycle Time

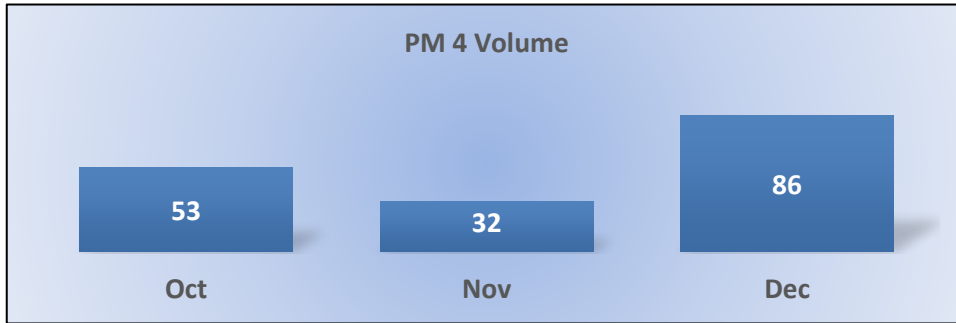
Average number of days to complete the entire enforcement process for cases not transmitted to the Attorney General. (Includes intake and investigation.)



Target Average: 360 Days | Actual Average: 148 Days

PM4 | Formal Discipline – Volume

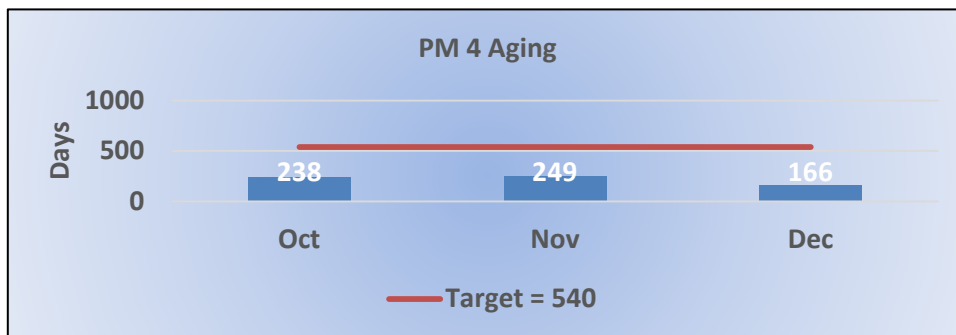
Cases closed after transmission to the Attorney General for formal disciplinary action. This includes formal discipline, and closures without formal discipline (e.g., withdrawals, dismissals, etc.).



Total: 171 | Monthly Average: 57

PM4 | Formal Discipline – Cycle Time

Average number of days to complete the entire enforcement process for cases transmitted to the Attorney General. (Includes intake, investigation, and case outcome.)



Target Average: 540 Days | Actual Average: 204 Days

PM7 | Probation Intake – Volume

Number of new probation cases.

The Bureau does not have licensees in a probationary status.

PM7 | Probation Intake – Cycle Time

Average number of days from monitor assignment, to the date the monitor makes first contact with the probationer.

The Bureau does not have licensees in a probationary status.

PM8 | Probation Violation Response – Volume

Number of probation violation cases.

The Bureau does not have licensees in a probationary status.

PM8 | Probation Violation Response – Cycle Time

Average number of days from the date a violation of probation is reported, to the date the assigned monitor initiates appropriate action.

The Bureau does not have licensees in a probationary status.