

Medical Board of California

Performance Measures

Annual Report (2010 – 2011 Fiscal Year)


To ensure stakeholders can review the Board's progress in meeting its enforcement goals and targets, we have developed a transparent system of performance measurement. These measures are posted publicly on a quarterly basis.

This annual report represents the culmination of the first four quarters worth of data.

Volume

Number of complaints and convictions received.

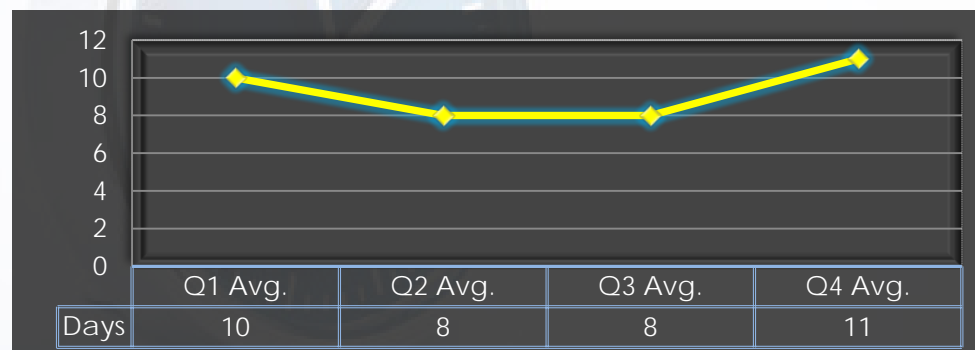
The Board had an annual total of 7,248 this fiscal year.



Intake

Average cycle time from complaint receipt, to the date the complaint was assigned to an investigator.

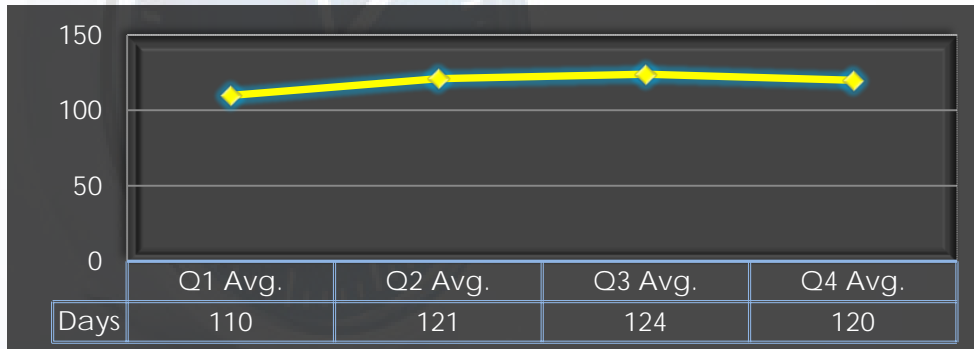
The Board has set a target of 9 days for this measure.



Intake & Investigation

Average cycle time from complaint receipt to closure of the investigation process. Does not include cases sent to the Attorney General or other forms of formal discipline.

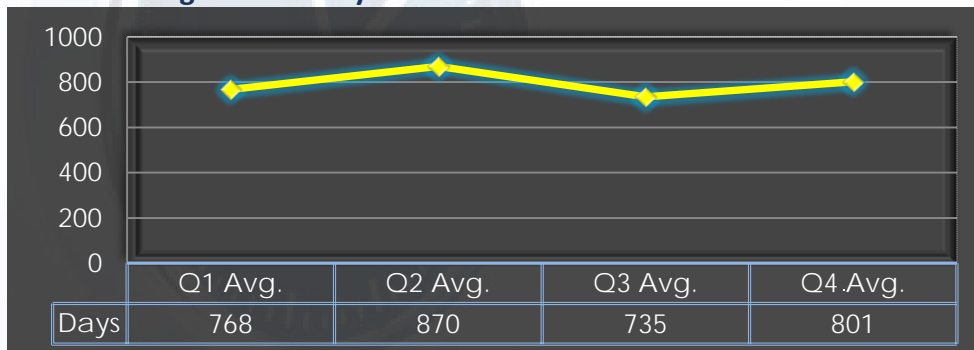
The Board has set a target of 125 days for this measure.



Formal Discipline/Administrative Actions

Average cycle time to complete the entire enforcement process for those cases closed by the Attorney General's office after referral by the program. Does not include declined, withdrawn or dismissed cases.

The Board has set a target of 540 days for this measure.



Probation Intake

Average number of days from monitor assignment, to the date the monitor makes first contact with the probationer.

The Board has set a target of 25 days for this measure.

