

Performance Measures

Q1 Report (July - Sept 2010)

To ensure stakeholders can review the Board's progress toward meeting its enforcement goals and targets, we have developed a transparent system of performance measurement.

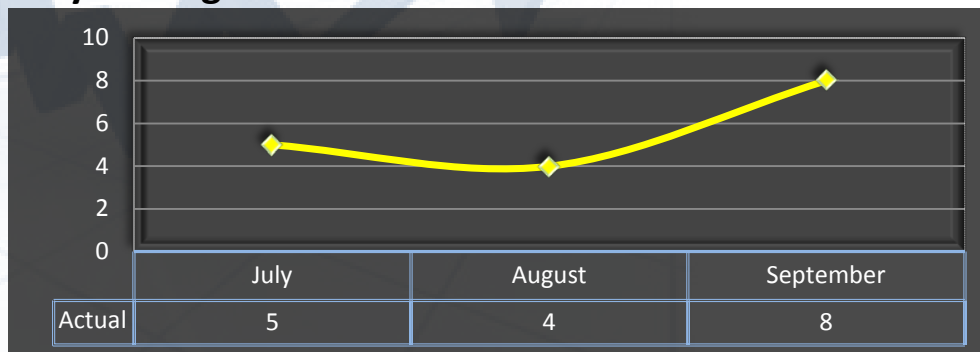
These measures will be posted publicly on a quarterly basis. In future reports, additional measures, such as consumer satisfaction and complaint efficiency, will also be added. These additional measures are being collected internally at this time and will be released once sufficient data is available.

Volume

Number of complaints received.*

Q1 Total: 17 (Complaints: 14 Convictions: 3)

Q1 Monthly Average: 6

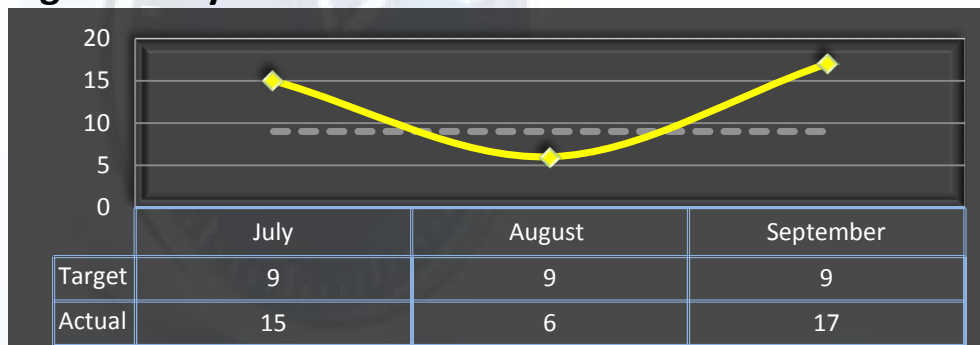


Intake

Average cycle time from complaint receipt, to the date the complaint was assigned to an investigator.

Target: 9 Days

Q1 Average: 15 Days



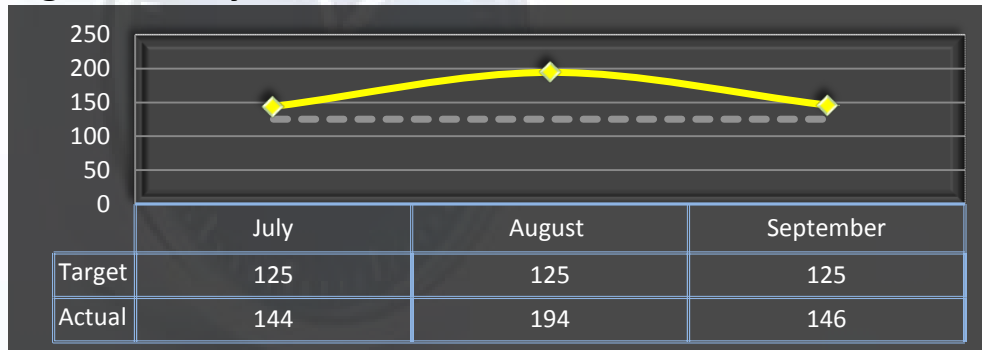
*"Complaints" in these measures include complaints, convictions, and arrest reports.

Intake & Investigation

Average cycle time from complaint receipt to closure of the investigation process. Does not include cases sent to the Attorney General or other forms of formal discipline.

Target: 125 Days

Q1 Average: 159 Days

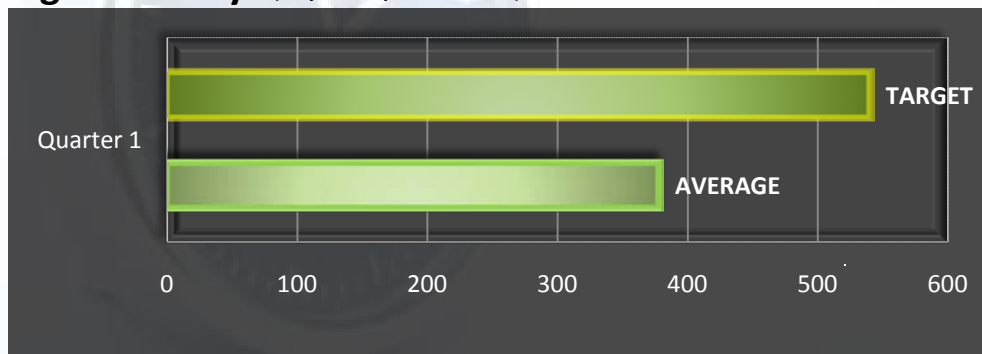


Formal Discipline

Average cycle time from complaint receipt to closure, for cases sent to the Attorney General or other forms of formal discipline.

Target: 540 Days

Q1 Average: 378 Days (only 1 data point available)



Probation Intake

Average number of days from monitor assignment, to the date the monitor makes first contact with the probationer.

Target: 25 Days

Q1 Average: N/A

The Board did not report any probation monitoring data this quarter.

Probation Violation Response

Average number of days from the date a violation of probation is reported, to the date the assigned monitor initiates appropriate action.

Target: 14 Days

Q1 Average: N/A

The Board did not report any probation violation data this quarter.