

Performance Measures

Q1 Report (July - September 2011)

To ensure stakeholders can review the Committee's progress toward meeting its enforcement goals and targets, we have developed a transparent system of performance measurement. These measures will be posted publicly on a quarterly basis.

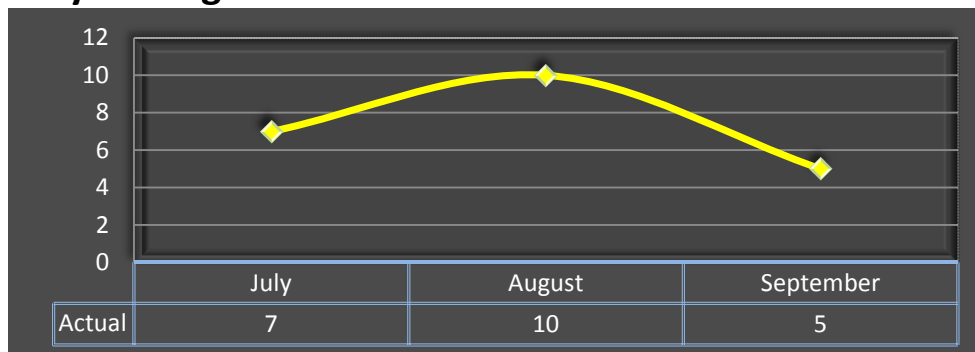
In future reports, the Department will request additional measures, such as consumer satisfaction. These additional measures are being collected internally at this time and will be released once sufficient data is available.

Volume

Number of complaints and convictions received.

Q1 Total: 22

Q1 Monthly Average: 7

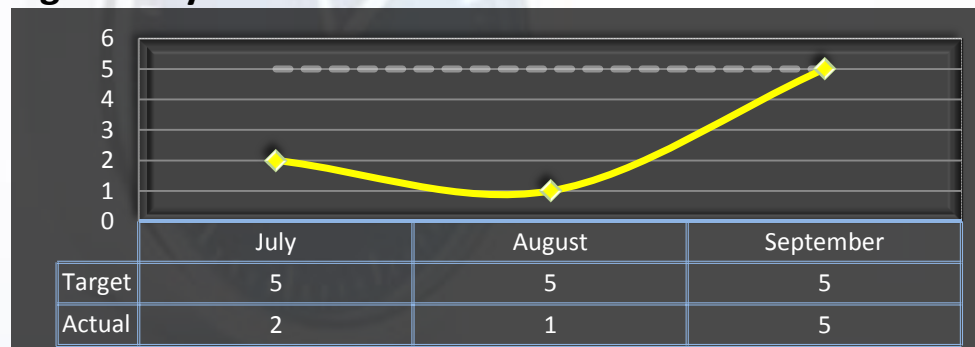


Intake

Average cycle time from complaint receipt, to the date the complaint was assigned to an investigator.

Target: 5 Days

Q1 Average: 3 Days

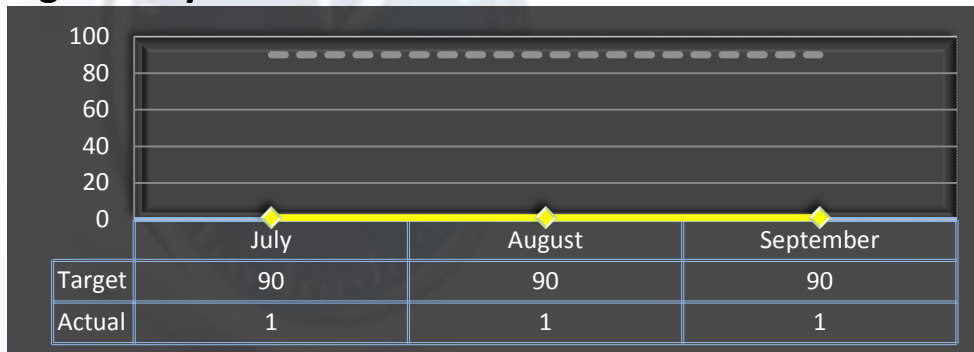


Intake & Investigation

Average cycle time from complaint receipt to closure of the investigation process. Does not include cases sent to the Attorney General or other forms of formal discipline.

Target: 90 Days

Q1 Average: 1 Day



Formal Discipline

Average number of days to complete the entire enforcement process for cases resulting in formal discipline. (Includes intake and investigation by the Board, and prosecution by the AG)

Target: 560 Days

Q1 Average: N/A

The Committee did not close any formal discipline cases this quarter.

Probation Violation Response

Average number of days from the date a violation of probation is reported, to the date the assigned monitor initiates appropriate action.

Target: 10 Days

Q4 Average: N/A

The Committee did not handle any probation violations this quarter.