

Dental Hygiene Committee of California

Performance Measures

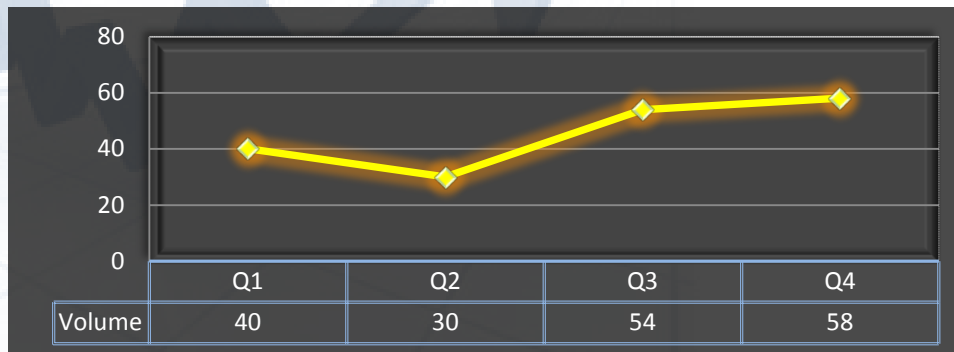
Annual Report (2012– 2013 Fiscal Year)

To ensure stakeholders can review the Committee’s progress in meeting its enforcement goals and targets, we have developed a transparent system of performance measurement. These measures are posted publicly on a quarterly basis.

Volume

Number of complaints and convictions received.

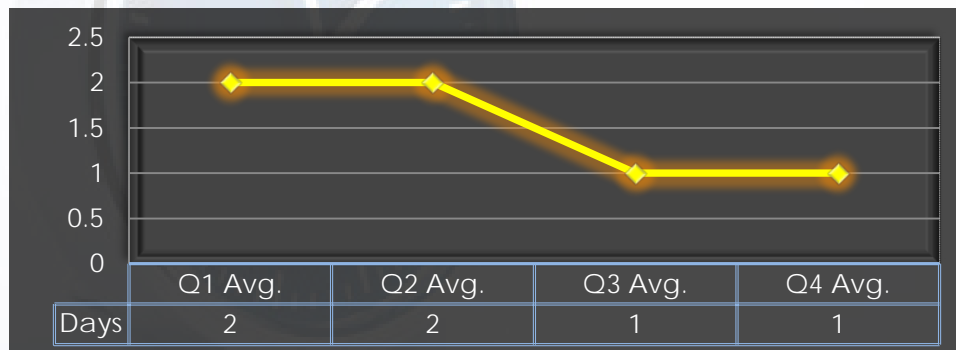
The Committee had an annual total of 182 this fiscal year.



Intake

Average cycle time from complaint receipt, to the date the complaint was assigned to an investigator.

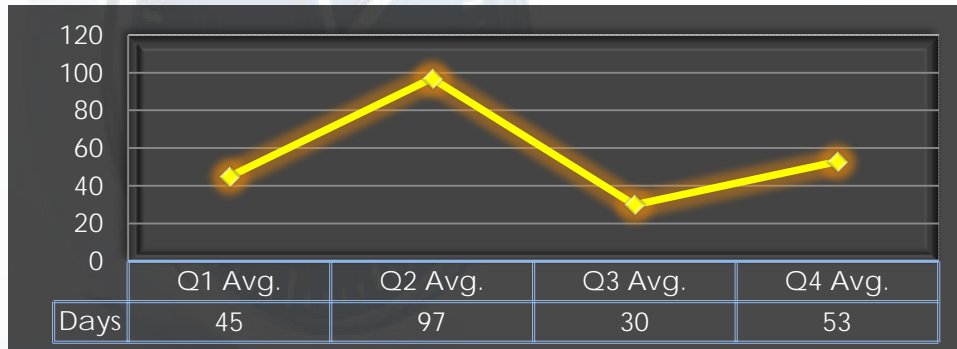
The Committee has set a target of 30 days for this measure.



Intake & Investigation

Average cycle time from complaint receipt to closure of the investigation process. Does not include cases sent to the Attorney General or other forms of formal discipline.

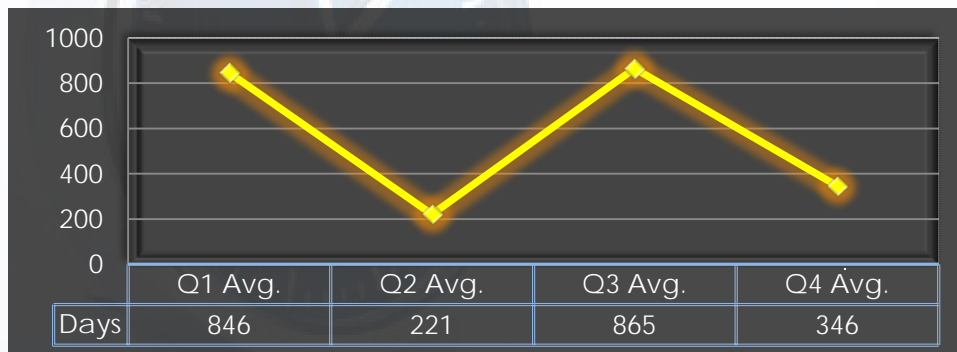
The Committee has set a target of 120 days for this measure.



Formal Discipline

Average number of days to complete the entire enforcement process for cases resulting in formal discipline. (Includes intake and investigation by the Committee, and prosecution by the AG)

The Committee has set a target of 540 days for this measure.



Probation Intake

Average number of days from monitor assignment, to the date the monitor makes first contact with the probationer. The Board has set a target of 10 days for this measure.

