

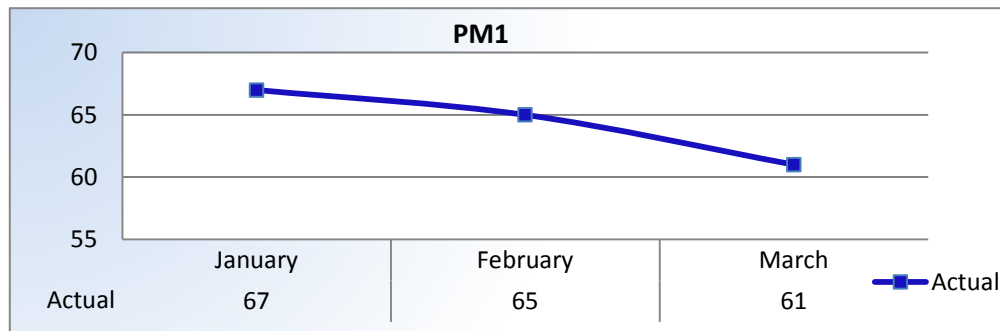
Performance Measures

Q3 Report (January – March 2015)

To ensure stakeholders can review the Board's progress toward meeting its enforcement goals and targets, we have developed a transparent system of performance measurement. These measures will be posted publicly on a quarterly basis.

PM1 | Volume

Number of complaints and convictions received.




Total Received: 193 Monthly Average: 64

Complaints: 88 | Convictions: 105

PM2 | Intake


Average cycle time from complaint receipt, to the date the complaint was assigned to an investigator.



Target Average: 7 Days | Actual Average: 2 Days

PM3 | Intake & Investigation

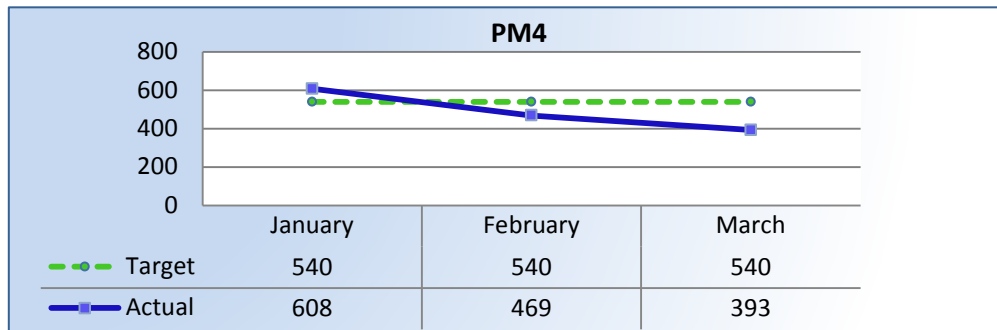
Average number of days to complete the entire enforcement process for cases not transmitted to the AG. (Includes intake and investigation)



Target Average: 210 Days | Actual Average: 102 Days

PM4 | Formal Discipline

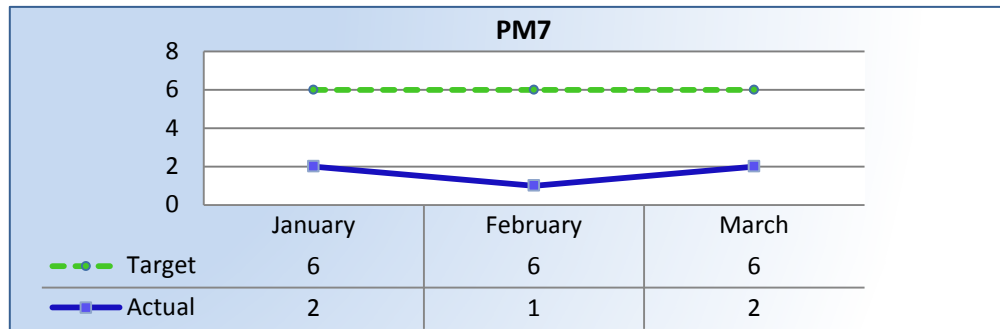
Average number of days to complete the entire enforcement process for cases transmitted to the AG for formal discipline. (Includes intake, investigation, and transmittal outcome)



Target Average: 540 Days | Actual Average: 489 Days

PM7 | Probation Intake


Average number of days from monitor assignment, to the date the monitor makes first contact with the probationer.



Target Average: 6 Days | Actual Average: 1 Day

PM8 | Probation Violation Response

Average number of days from the date a violation of probation is reported, to the date the assigned monitor initiates appropriate action.



Target Average: 10 Days | Actual Average: 1 Day