

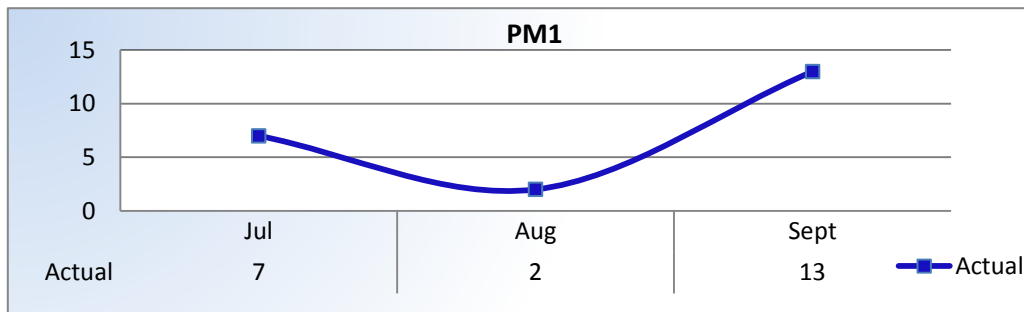
Performance Measures

Q1 Report (July - September 2015)

To ensure stakeholders can review the Board's progress toward meeting its enforcement goals and targets, we have developed a transparent system of performance measurement. These measures will be posted publicly on a quarterly basis.

PM1 | Volume

Number of complaints and convictions received.




Total Received: 22 Monthly Average: 11

Complaints: 21 | Convictions: 1

PM2 | Intake

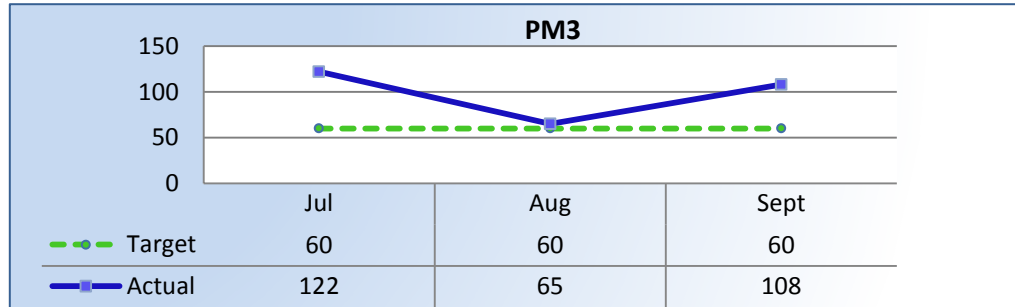
Average cycle time from complaint receipt, to the date the complaint was assigned to an investigator.



Target Average: 5 Days | Actual Average: 1 Day

PM3 | Intake & Investigation

Average number of days to complete the entire enforcement process for cases not transmitted to the AG. (Includes intake and investigation)



Target Average: 60 Days | Actual Average: 87 Days

PM4 | Formal Discipline

Average number of days to complete the entire enforcement process for cases transmitted to the AG for formal discipline. (Includes intake, investigation, and transmittal outcome)

The Board did not have any cases closed in formal discipline this quarter.

Target Average: 540 Days | Actual Average: N/A

PM7 | Probation Intake

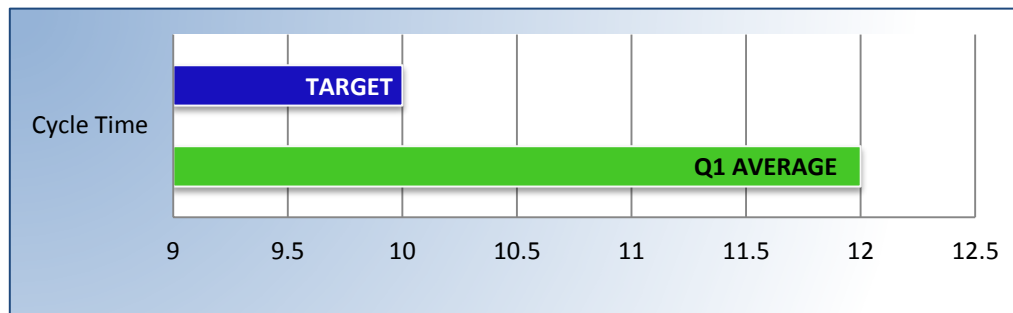
Average number of days from monitor assignment, to the date the monitor makes first contact with the probationer.

The Board did not contact any new probationers this quarter.

Target Average: 10 Days | Actual Average: N/A

PM8 | Probation Violation Response

Average number of days from the date a violation of probation is reported, to the date the assigned monitor initiates appropriate action.



Target Average: 10 Days | Actual Average: 12 Days