


Enforcement Performance Measures


Q3 Report (January – March 2017)

To ensure stakeholders can review the Board's progress toward meeting its enforcement goals and targets, we have developed a transparent system of performance measurement. These measures will be posted publicly on a quarterly basis.



PM2 | Intake – Volume

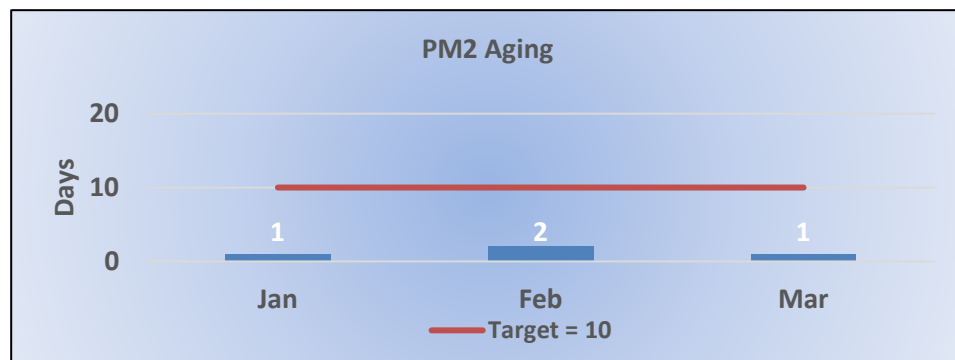
Number of complaints closed or assigned to an investigator.



Total: 556 | Monthly Average: 185

PM2 | Intake – Cycle Time


Average number of days from complaint receipt, to the date the complaint was closed or assigned to an investigator.



Target Average: 10 Days | Actual Average: 1 Day

PM3 | Investigations – Volume

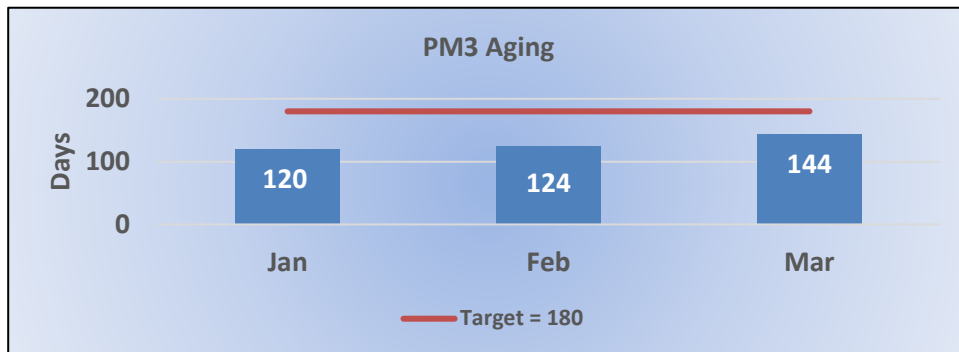
Number of investigations closed (not including cases transmitted to the Attorney General).



Total: 518 | Monthly Average: 173

PM3 | Investigations – Cycle Time


Average number of days to complete the entire enforcement process for cases not transmitted to the Attorney General.
(Includes intake and investigation.)



Target Average: 180 Days | Actual Average: 128 Days

PM4 | Formal Discipline – Volume

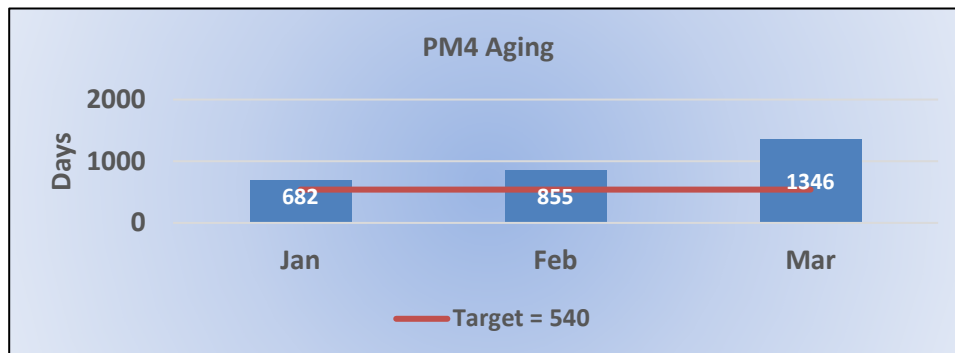
Cases closed after transmission to the Attorney General for formal disciplinary action. This includes formal discipline, and closures without formal discipline (e.g., withdrawals, dismissals, etc.).



Total: 9 | Monthly Average: 3

PM4 | Formal Discipline – Cycle Time


Average number of days to complete the entire enforcement process for cases transmitted to the Attorney General. (Includes intake, investigation, and case outcome.)



Target Average: 540 Days | Actual Average: 1,163 Days

PM7 | Probation Intake – Volume

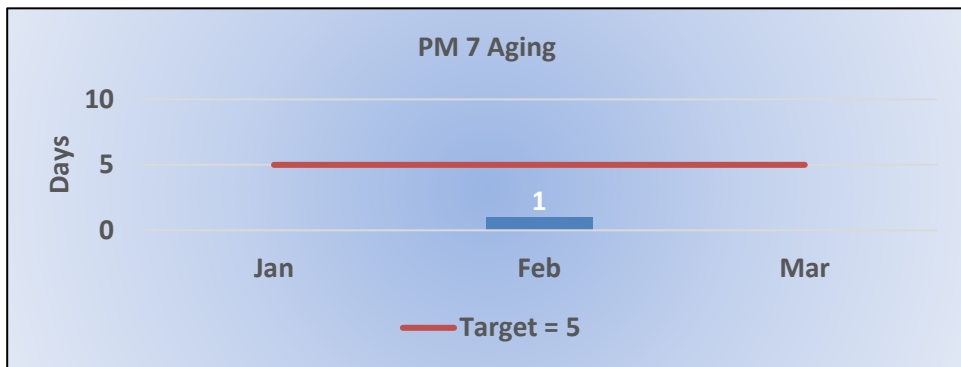
Number of new probation cases.



Total: 7

PM7 | Probation Intake – Cycle Time


Average number of days from monitor assignment, to the date the monitor makes first contact with the probationer.



Target Average: 5 Days | Actual Average: 1 Day

PM8 | Probation Violation Response – Volume

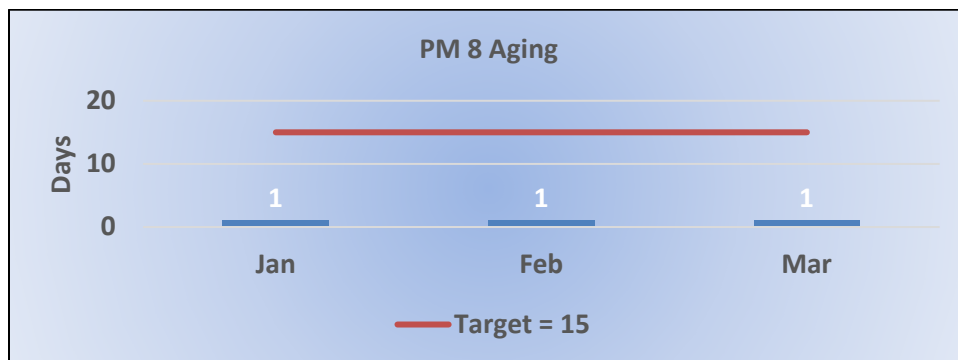
Number of probation violation cases.



Total: 13

PM8 | Probation Violation Response – Cycle Time

Average number of days from the date a violation of probation is reported, to the date the assigned monitor initiates appropriate action.



Target Average: 15 Days | Actual Average: 1 Day