

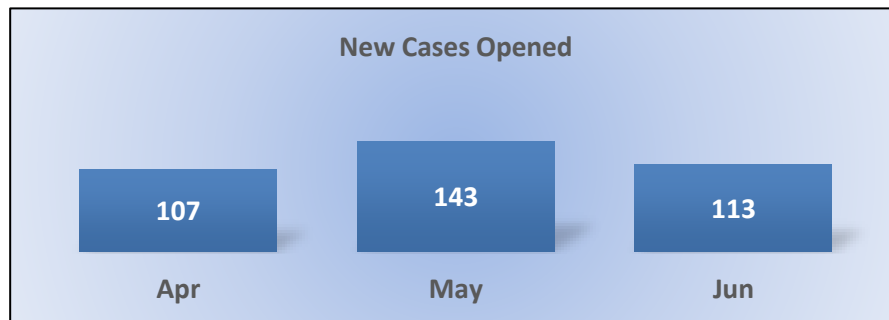
## Performance Measures

### Q4 Report (April - June 2017)

To ensure stakeholders can review the Board's progress toward meeting its enforcement goals and targets, we have developed a transparent system of performance measurement. These measures will be posted publicly on a quarterly basis.

#### New Cases Opened

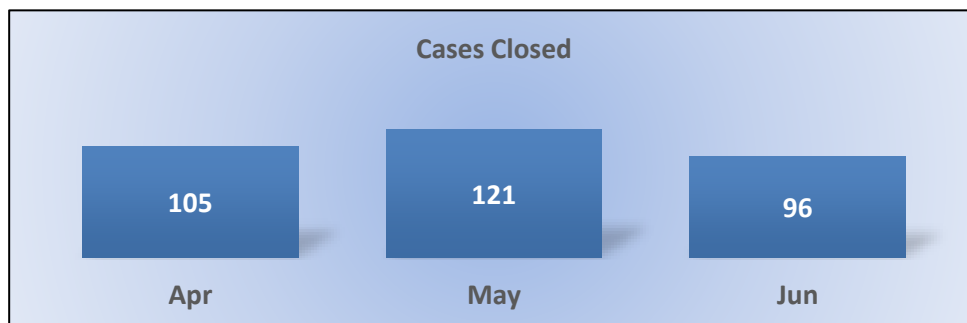
Number of new cases opened per month.



**Quarter Total: 363 | Quarter Average: 121**

#### Cases Closed

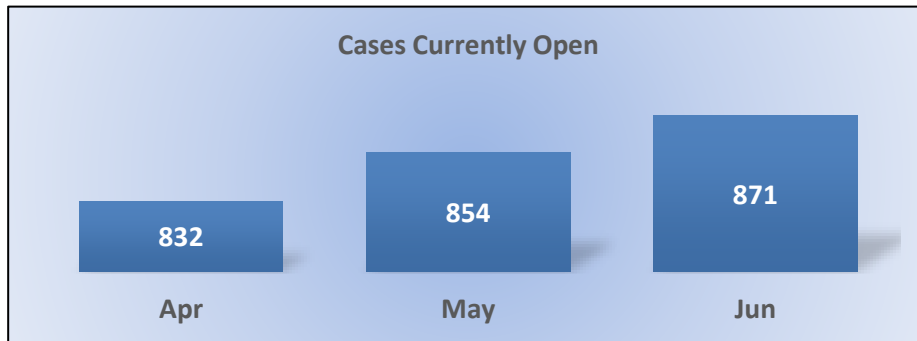
Number of cases closed by the Division per month.



**Quarter Total: 322 | Quarter Average: 107**

### Cases Currently Open

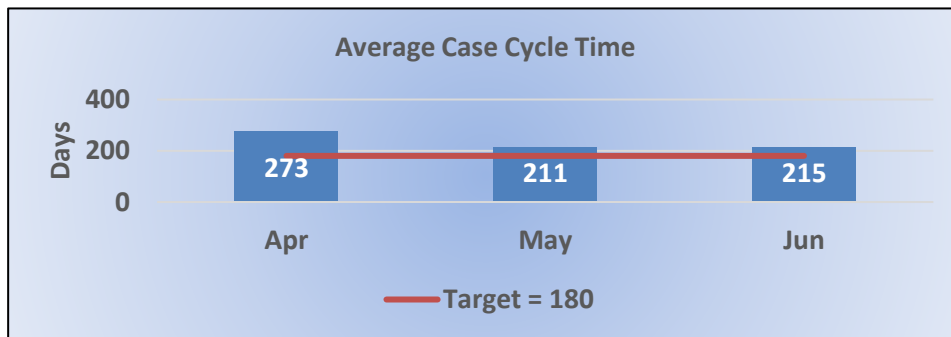
Numbers of cases currently open for investigation by the Division.



**Quarter Average: 852**

### Average Case Cycle Time

Average number of days to close cases. Cycle time is calculated from day of receipt, to day of closure by the Division.



**Target Average: 180 Days | Actual Average: 233 Days**