



TELECONFERENCE BOARD MEETING NOTICE AND AGENDA

The Speech-Language Pathology & Audiology & Hearing Aid Dispensers Board (Board) will hold a Board Meeting via WebEx Events on

Friday, March 1, 2024, beginning at 11:30 a.m. – 4:00 p.m.

in accordance with Government Code section 11123 with the following teleconference locations for observation and public comment:

*Board Office
1601 Response Road, Suite 260 (2nd Floor)
Sacramento, CA 95815
(916) 287-7915*

*Geleris Family Education Center
427 W. Carroll Avenue, Room 2
Glendora, CA 91741
626-335-0611*

*HearingLife
714 West Lodi Avenue
Lodi, CA 95240
209-333-0338*

*Moor Park Public Library
699 Moorpark Avenue
Moorpark, CA 93021
805-517-6370*

*Center for Clinical Sciences Research (CCSR)
269 Campus Drive, Room CCSR 4107 (4th Floor)
Stanford, CA 94304
650-723-2300*

IMPORTANT NOTICE TO THE PUBLIC:

The Board will hold this public meeting via WebEx, to observe and participate from a remote location, please log on to WebEx (Instructions to connect to this meeting can be found at the end of this agenda). To participate in the WebEx Events meeting, please log on to the following websites each day of the meeting:

Friday, March 1, 2024, WebEx Link, beginning at 11:30 a.m. – 4:00 p.m.:

If accessing by computer or online:

<https://dca-meetings.webex.com/dca-meetings/j.php?MTID=m758bd5bdc696ceab0b4138b369017aa0>

If accessing by phone: Dial +1-415-655-0001 US Toll, Access code: 2487 190 5700, Passcode: 75724232

Members of the public may, but are not obligated to, provide their names or personal information as a condition of observing or participating in the meeting. When signing into the WebEx platform, participants may be asked for their name and email address. Participants who choose not to provide their names will be required to provide a unique identifier, such as their initials or another alternative, so that the meeting moderator can identify individuals who wish to make a public comment. Participants who choose not to provide their email address may utilize a fictitious email address in the following sample format: XXXXX@mailinator.com

To observe the meeting without the ability to provide public comment, a live stream of the Board Meeting will be available during each day of the meeting at <https://thedcapage.blog/webcasts/>

Due to potential technical difficulties, please consider submitting written comments by 5:00 pm, Wednesday, February 28, 2024, to speechandhearing@dca.ca.gov for consideration.

Action may be taken on any agenda item. Items may be taken out of order to facilitate the effective transaction of Board business.

Friday, March 1, 2024, beginning at 11:30 a.m.

Board Members

Gilda Dominguez, Speech-Language Pathologist, Board Chair
Amy White, Dispensing Audiologist, Vice Chair
Tod Borges, Hearing Aid Dispenser
Karen Chang, Public Member
John Dandurand, Hearing Aid Dispenser
Charles Sanders, Dispensing Audiologist
Tulio Valdez, Otolaryngologist, Public Member
VACANT, Public Member
VACANT, Speech-Language Pathologist

Full Board Meeting Agenda

OPEN SESSION

1. Call to Order / Roll Call / Establishment of Quorum
2. Public Comment for Items Not on the Agenda (*The Board may not discuss or take any action on any item raised during this public comment section, except to decide whether to place the matter on the agenda of a future meeting (Government Code Sections 11125, 11125.7(a))*)
3. Review and Possible Approval of the November 30 – December 1, 2023, Board Meeting Minutes
4. Review and Possible Approval of the February 2, 2024, Board Meeting Minutes
5. DCA Update – DCA Board and Bureau Relations
6. Board Chair’s Report
 - a. 2024 Board and Committee Meeting Calendar
 - b. Board Committee Reports
 - i. Enforcement Ad Hoc Committee
7. Executive Officer’s Report
 - a. Administration Update
 - b. Outreach Update
 - c. Budget Report
 - d. Regulations Report
 - e. Licensing Report
 - f. Practical Examination Report
 - g. Enforcement Report
8. SOLID Presentation on 2024 Strategic Planning Process for the Board

BREAK 1:30 – 1:50 pm

9. Legislative Report: Update, Review, and Possible Action on Proposed Legislation
 - a. Legislative Calendar and Deadlines
 - b. 2023 Legislation Implementation Updates
 - i. SB 372 (Menjivar) Department of Consumer Affairs: licensee and registrant records: name and gender changes
 - ii. SB 544 (Laird) Bagley-Keene Open Meeting Act: teleconferencing
 - iii. SB 612 (Ochoa Bogh) Speech-language pathologists
 - c. 2024 Board-Sponsored Legislation
 - i. Omnibus Proposal – Speech-Language Pathology Assistant Associate Degree Program Type Language Clean-up and Grammatical Clean-up
 - d. Bills with Active Position Taken by the Board
 - i. AB 381 (Rubio) Teacher credentialing: services credential with a specialization in health: occupational and physical therapists
 - ii. SB 635 (Menjivar) Health care coverage: hearing aids.
 - e. Bills with Recommended Watch Status
 - i. AB 477 (Waldron) Legislative review of state boards.
 - ii. AB 996 (Low) Department of Consumer Affairs: continuing education: conflict-of-interest policy.
 - iii. AB 1028 (McKinnor) Reporting of crimes: mandated reporters.
 - iv. AB 1816 (Schiavo) Deceptive practices
 - v. AB 1900 (Weber) Consumer Legal Remedies Act
 - vi. AB 1928 (Sanchez) Worker classification: employees and independent contractors
 - vii. AB 1949 (Wicks) California Consumer Privacy Act of 2020: collection of personal information of a consumer less than 18 years of age
 - viii. AB 2011 (Bauer-Kahan) Unlawful employment practices: small employer family leave mediation program.
 - ix. AB 2269 (Flora) Board membership qualifications: public members
 - x. SB 763 (Durazo) Criminal records.
 - xi. SB 802 (Roth) Licensing boards: disqualification from licensure: criminal conviction.
 - xii. SB 908 (Cortese) Public records: legislative records: electronic messages
 - xiii. SB 935 (Becker) Department of Consumer Affairs

10. Legislative Items for Future Meeting (The Board May Discuss Other Items of Legislation in Sufficient Detail to Determine Whether Such Items Should be on a Future Board Meeting Agenda and/or Whether to Hold a Special Meeting of the Board to Discuss Such Items Pursuant to Government Code section 11125.4)

11. Regulatory Report: Update, Review, and Possible Action on Board Regulation Packages
 - a. Discussion and Possible Action to Amend Regulations Regarding SLPA Supervision Requirements as stated in Title 16, CCR sections 1399.170, 1399.170.2, and 1399.170.15 through 1399.170.18
 - b. Discussion and Possible Action to Amend Regulations Regarding Continuing Education Requirements for Hearing Aid Dispensers as stated in Title 16, CCR sections 1399.140, 1399.140.1, and 1399.144
 - c. Discussion and Possible Action to Amend Regulations Regarding Continuing Professional Development Requirements for Speech-Language Pathologists and Audiologists as stated in Title 16, CCR sections 1399.160 through 1399.160.4
 - d. Discussion and Possible Action to Amend Regulations Regarding Advertising for Hearing Aid Dispensing as stated in Title 16, CCR section 1399.127
 - e. Discussion and Possible Action to Amend Regulations Regarding Approved Institutions as stated in Title 16, CCR section 1399.152
 - f. Discussion and Possible Action to Amend Regulations Regarding Hearing Aid Dispensers Trainee and Temporary Licensee Supervision as stated in Title 16, CCR sections 1399.102 and 1399.115 through 1399.119

- g. Discussion and Possible Action to Amend and Adopt Regulations Regarding Fingerprinting Requirements as stated in Title 16, CCR sections 1399.112, 1399.151.2, and 1399.170.14
- h. Discussion and Possible Action to Adopt and Amend Regulations Regarding General Application Requirements and Hearing Aid Dispensers and Dispensing Audiologists Examination Requirements as Stated in Title 16, CCR sections 1399.112, 1399.120, 1399.121, 1399.122, and 1399.152.4
- i. Discussion and Possible Action to Amend Regulations Regarding Processing Times as Stated in Title 16, CCR Sections 1399.113, 1399.141, 1399.151.1, 1399.153.2, 1399.160.6, 1399.170.4, and 1399.170.13
- j. Discussion and Possible Action Regarding Audiology Licensing Requirements Related to Supervised Clinical Experience as stated in Title 16, CCR section 1399.152.2

12. Future Agenda Items

CLOSED SESSION

- 13. Pursuant to Government Code Section 11126(c)(3), the Board will Meet in Closed Session to Discuss Disciplinary Matters Including Proposed Decisions, Stipulated Decisions, Defaults, Petitions for Reductions in Penalty, Petitions for Reconsideration, and Remands.

OPEN SESSION

14. Adjournment

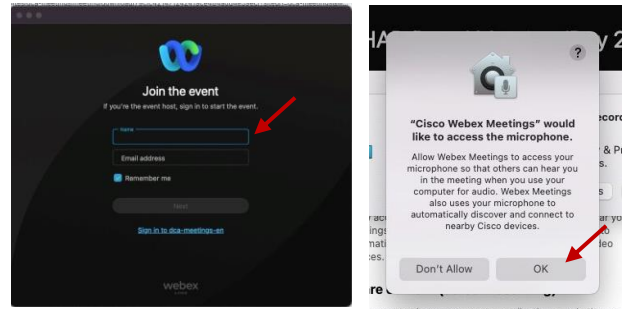
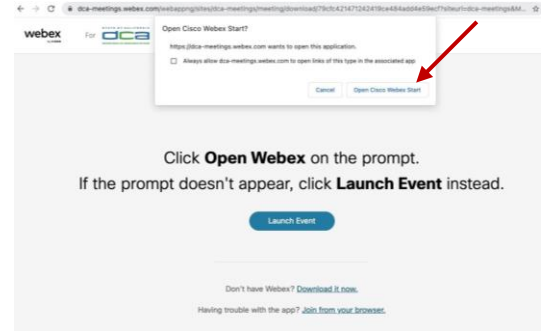
Agendas and materials can be found on the Board's website at www.speechandhearing.ca.gov.

Action may be taken on any item on the agenda. The time and order of agenda items are subject to change at the discretion of the Board Chair and may be taken out of order. In accordance with the Bagley-Keene Open Meeting Act, all meetings of the Board are open to the public. In the event a quorum of the board is unable to attend the meeting, or the board is unable to maintain a quorum once the meeting is called to order, the members present may, at the Chair's discretion, continue to discuss items from the agenda and make recommendations to the full board at a future meeting. Adjournment, if it is the only item that occurs after a closed session, may not be webcast.

The meeting facilities are accessible to persons with a disability. Any person who needs a disability-related accommodation or modification in order to participate in the meeting may make a request by contacting the Board office at (916) 287-7915 or making a written request to Cherise Burns, Assistant Executive Officer, 1601 Response Road, Suite 260, Sacramento, California 95815. Providing your request at least five (5) business days before the meeting will help ensure availability of the requested accommodation.

If joining using the meeting link

- 1 Click on the meeting link. This can be found in the meeting notice you received.
- 2 If you have not previously used Webex on your device, your web browser may ask if you want to open Webex. Click "Open Cisco Webex Start" or "Open Webex", whichever option is presented. DO NOT click "Join from your browser", as you will not be able to participate during the meeting.
- 3 Enter your name and email address*. Click "Join as a guest". Accept any request for permission to use your microphone and/or camera.

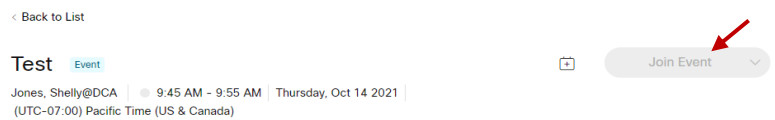
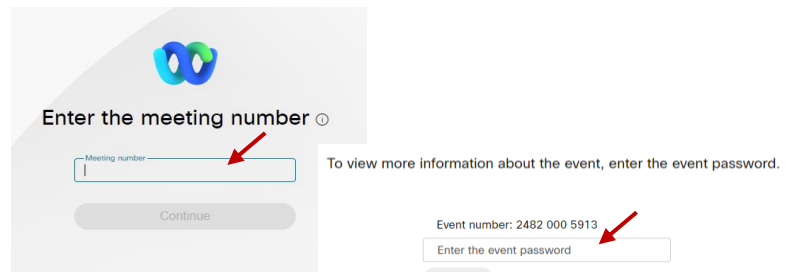
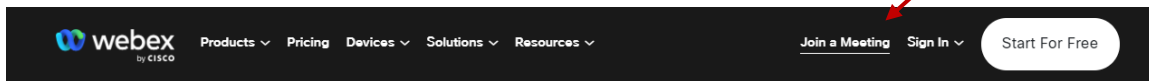


* Members of the public are not obligated to provide their name or personal information and may provide a unique identifier such as their initials or another alternative, and a fictitious email address like in the following sample format: XXXXX@mailinator.com.

OR

If joining from Webex.com

- 1 Click on "Join a Meeting" at the top of the Webex window.
- 2 Enter the meeting/event number and click "Continue". Enter the event password and click "OK". This can be found in the meeting notice you received.
- 3 The meeting information will be displayed. Click "Join Event".



Join information

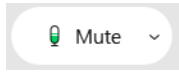
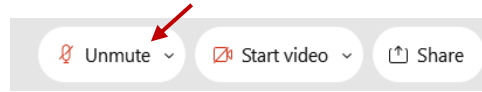
OR

Connect via telephone*:

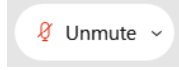
You may also join the meeting by calling in using the phone number, access code, and passcode provided in the meeting notice.

Microphone

Microphone control (mute/unmute button) is located on the command row.



Green microphone = Unmuted: People in the meeting can hear you.



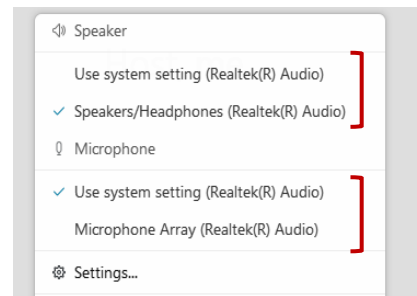
Red microphone = Muted: No one in the meeting can hear you.

Note: Only panelists can mute/unmute their own microphones. Attendees will remain muted unless the moderator enables their microphone at which time the attendee will be provided the ability to unmute their microphone by clicking on "Unmute Me".



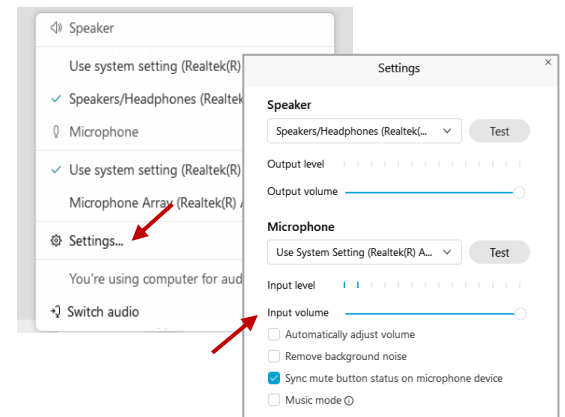
If you cannot hear or be heard

- 1 Click on the bottom facing arrow located on the Mute/Unmute button.
- 2 From the pop-up window, select a different:
 - Microphone option if participants can't hear you.
 - Speaker option if you can't hear participants.



If your microphone volume is too low or too high

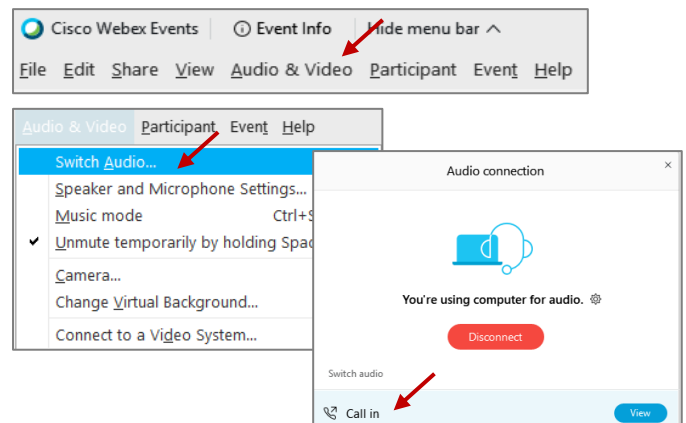
- 1 Locate the command row – click on the bottom facing arrow located on the Mute/Unmute button.
- 2 From the pop-up window:
 - Click on "Settings...":
 - Drag the "Input Volume" located under microphone settings to adjust your volume.



Audio Connectivity Issues

If you are connected by computer or tablet and you have audio issues or no microphone/speakers, you can link your phone through Webex. Your phone will then become your audio source during the meeting.

- 1 Click on "Audio & Video" from the menu bar.
- 2 Select "Switch Audio" from the drop-down menu.
- 3 Select the "Call In" option and following the directions.



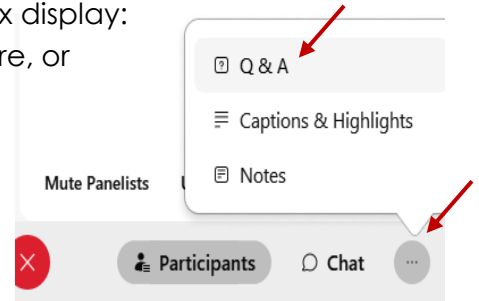

The question-and-answer (Q&A) and hand raise features are utilized for public comments.

NOTE: This feature is not accessible to those joining the meeting via telephone.

Q&A Feature

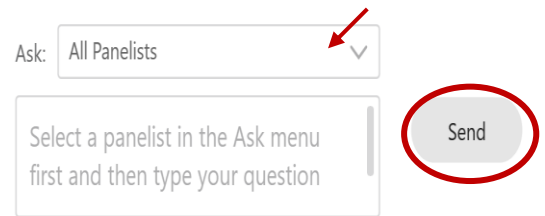
1 Access the Q&A panel at the bottom right of the Webex display:

- Click on the icon that looks like a “?” inside of a square, or
- Click on the 3 dots and select “Q&A”.



2 In the text box:

- Select “All Panelists” in the dropdown menu,
- Type your question/comment into the text box, and
- Click “Send”.



OR

Hand Raise Feature

- 1
- Hovering over your own name.
 - Clicking the hand icon that appears next to your name.
 - Repeat this process to lower your hand.

If connected via telephone:

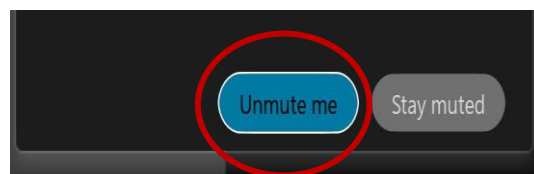
- Utilize the raise hand feature by pressing *3 to raise your hand.
- Repeat this process to lower your hand.

Unmuting Your Microphone



The moderator will call you by name and indicate a request has been sent to unmute your microphone. Upon hearing this prompt:

- Click the **Unmute me** button on the pop-up box that appears.

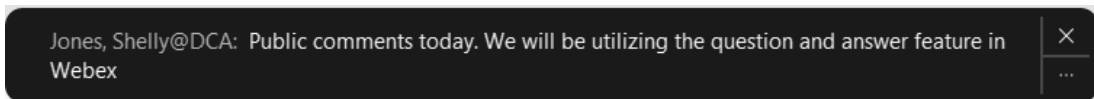


OR

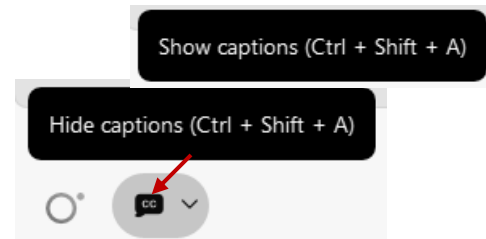
If connected via telephone:

- Press *3 to unmute your microphone.

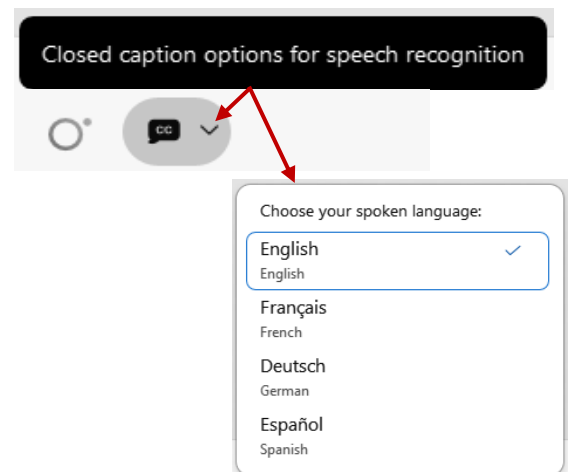
Webex provides real-time closed captioning displayed in a dialog box on your screen. The captioning box can be moved by clicking on the box and dragging it to another location on your screen.



The closed captioning can be hidden from view by clicking on the closed captioning icon. You can repeat this action to unhide the dialog box.



You can select the language to be displayed by clicking the drop-down arrow next to the closed captioning icon.



You can view the closed captioning dialog box with a light or dark background or change the font size by clicking the 3 dots on the right side of the dialog box.

