

Licensing Statistical Report

Fiscal Year 2022-23

Licensing Performance Measures

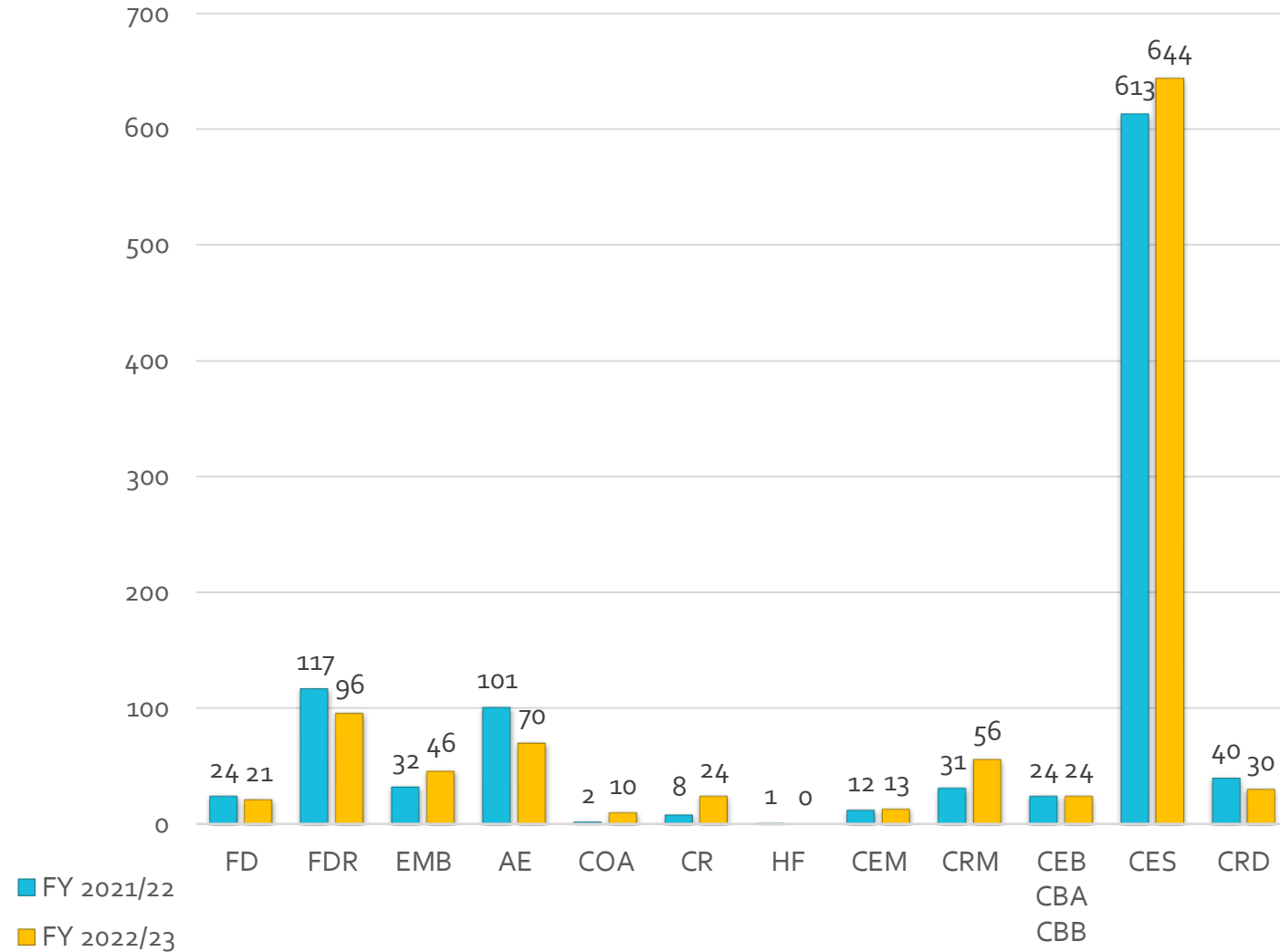
License Type	# of Complete Apps Received	Target Timeframe	Average Timeframe
FD	7	90	67
FDR (Exam)	137	20	14
FDR	81	20	8
EMB (Exam)	33	20	16
EMB	25	30	12
AE	53	20	16
COA	5	90	64
CR	5	90	74
HF	0	90	n/a
CEM (Exam)	14	20	12
CEM	8	20	13
CRM (Exam)	45	20	13
CRM	39	20	10
CEB (Exam)	7	20	15
CEB	23	20	1
CES	612	20	14
CRD	23	20	16

Licensing Performance Measures

Cemetery Salesperson Online vs Paper Application

License Type	# of Complete Apps Received	Target Timeframe	Average Timeframe
CES - Online	157	20	12
CES - Paper	455	20	15

Licenses Issued

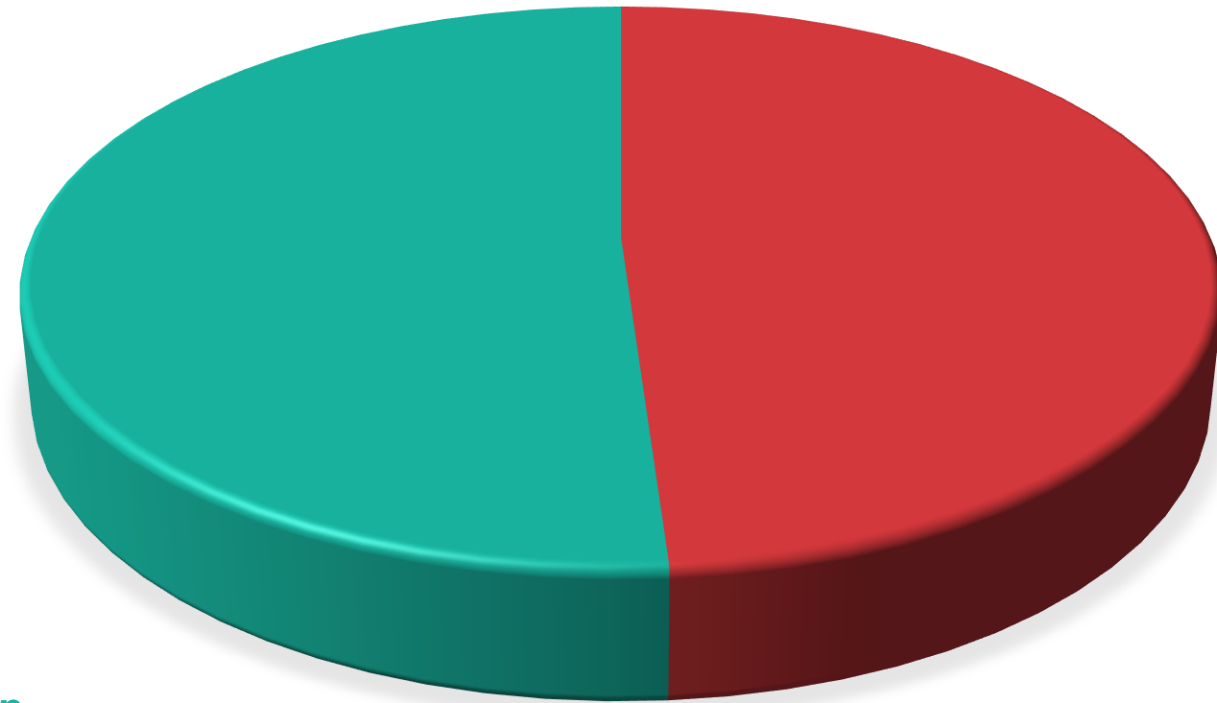


FY 2021/22 New licenses issued = 1,005

FY 2022/23 New licenses issued = 1,034

ONLINE V. MAIL-IN

Online
49%

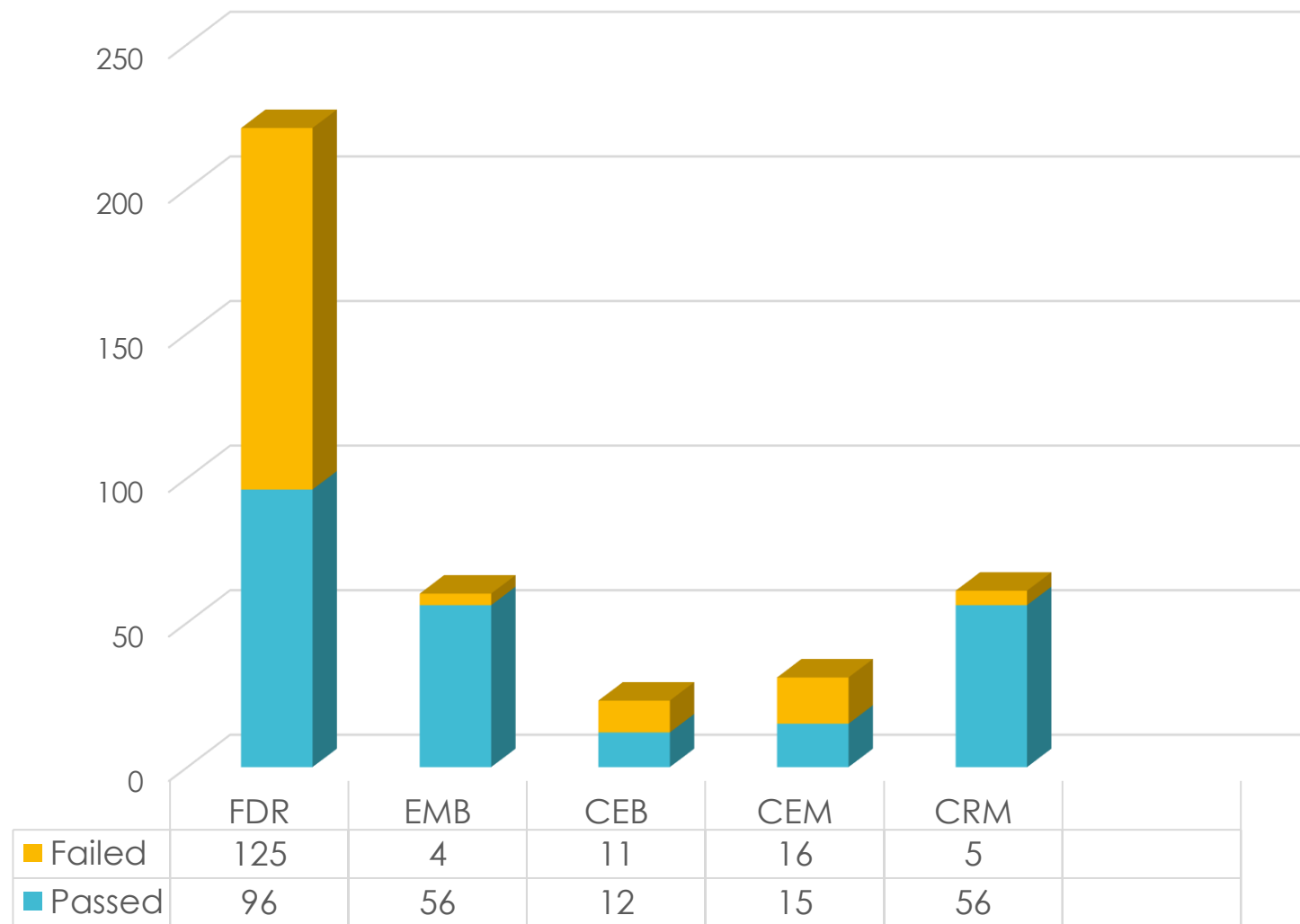


Mail-In
51%

Total licenses renewed = 9,458

License
Renewals

Exam Pass Rates



Application Deficiencies

Most Common Application Deficiencies

- Incorrect application fees
- Request for Live Scan Service form with every application
- Official transcripts sent directly to Bureau from educational institution
- Contractual agreement to share preparation and/or storage
- Zoning permit or letter from city/county
- Separate payment for cemetery and funeral fees