

Department of Consumer Affairs
California State Athletic Commission

COMMISSION MEETING

December 12, 2022



Peter R. Villegas, Chair
Dr. Vernon Williams, Vice Chair
Dr. AnnMaria De Mars, Commissioner
Stephen Christopher Gruwell, Commissioner
Douglas Hendrickson, Commissioner
Andy Foster, Executive Officer



Members of the Commission

Peter Villegas, Chair
Dr. Vernon Williams, Vice Chair
Dr. AnnMaria De Mars
Stephen "Christopher" Gruwell
Douglas J. Hendrickson
Michael Hardeman

MEEETING OF THE CALIFORNIA STATE ATHLETIC COMMISSION

**Monday, December 12, 2022
10:00 a.m. - Conclusion of Business**

NOTE: *The Commission will meet via teleconference on Zoom, and a physical meeting location is not provided.*

Important Notices to the Public:

If you wish to participate or observe the meeting, via the teleconference or webcast, A Zoom account is not required to join a Zoom meeting. You may join this meeting one of two ways:

1. *To join the Zoom Meeting with video/audio:*

<https://us02web.zoom.us/j/84795925848?pwd=RFZQNVBNCXZEcnh3QijJL1Fqc3RHUT09>

2. *To join the Zoom Meeting by telephone:*

You will dial by your location:

- 1 669 900 6833 US (San Jose)
- 1 253 215 8782 US (Tacoma)
- 1 346 248 7799 US (Houston)
- 1 929 205 6099 US (New York)
- 1 301 715 8592 US (Germantown)
- 1 312 626 6799 US (Chicago)

Meeting ID: 847 9592 5848

Passcode: 633758

You will then press # when promoted to enter your participant ID.

For further information, you may email patrishablackstock@dca.ca.gov or contact her by telephone at (916) 263-2195. Action may be taken on any item on the agenda. The time and order of agenda items are subject to change at the discretion of the Commission Chair and may be taken out of order. In accordance with the Bagley-Keene Open Meeting Act, all meetings of the Commission are open to the public. Webcast availability cannot, however, be guaranteed due to limited resources, and access may be limited to a finite number of

individuals, to be accommodated on a first-come, first-served basis. The meeting will not be cancelled if webcast is not available. Adjournment, if it is the only item that occurs after a closed session, may not be webcast. Government Code section 11125.7 provides the opportunity for the public to address each agenda item during discussion or consideration by the Commission prior to the Commission taking any action on said item. Members of the public will be provided appropriate opportunities to comment on any issue before the Commission, but the Commission Chair may, at his or her discretion, apportion available time among those who wish to speak. Individuals may appear before the Commission to discuss items not on the agenda; however, the Commission can neither discuss nor take official action on these items at the time of the same meeting [Government Code sections 11125, 11125.7(a)]. Providing your request at least five (5) business days before the meeting will help to ensure availability of the requested accommodations. TDD Line: (916) 322-1700.

OPEN SESSION

1. Call to Order/ Pledge of Allegiance/ Roll Call/ Establishment of a Quorum.
2. Welcome - Chairman's Opening Remarks.
3. Review and **Possible action** to approve the October 24, 2022, Commission Meeting Minutes.
4. Discussion and **Possible action** for a meal per diem and mileage pay increase for Officials and review of the Officials pay scale.
5. Discussion and **Possible action** to approve the Commissions 2023 Rulemaking Calendar.
6. Review and **Possible action** to approve the Proposed 2023 Commission meeting dates:
 - Monday, March 6, 2023
 - Monday, June 5, 2023
 - Monday, September 11, 2023
 - Monday, December 11, 2023

CLOSED SESSION

7. Pursuant to Government Code Section 11126(a)(1) the Commission will conduct an annual review of the Executive Officer.

OPEN SESSION

8. Review and Discussion of the boxing statistical report provided by BoxRec.
9. Review and Discussion of the mixed martial arts statistical report provided by Combat Registry.

10. Executive Officer's Report

a. Budget Update for the Support Fund, the Neurological Fund, and Pension Program

b. Report on Pending and Proposed Regulations

c. Status Update of Delegated Entities

- California Amateur Mixed Martial Arts Organizations (CAMO)- J.T Steele
- USA Boxing (USA Boxing)- Mike McAtee
- United States Fight League (USFL)-Jon Frank
- International Kickboxing Federation (IKF)- Toni Fossum

d. Staffing update

e. Upcoming Event Schedule

11. Public Comment on Items Not on the Agenda.

(The Commission may not discuss or take action on any matter raised during this public comment section, except to decide whether to place the matter on the agenda of a future meeting pursuant to Government Code sections 11125 and 11125.7(a))

12. ADJOURNMENT



AGENDA

ITEM #3

*Review and Possible Action to approve
the October 24, 2022, Meeting Minutes*



CALIFORNIA STATE ATHLETIC COMMISSION

2005 Evergreen Street, Suite 2010 | Sacramento, CA 95815

Phone: (916) 263-2195 | Fax: (916) 263-2197

Website: www.dca.ca.gov/csac | Email: csac@dca.ca.gov



Members of the Commission

Peter R. Villegas, Chair
Dr. Vernon Williams, Vice Chair
Dr. AnnMaria De Mars
Christopher Gruwell
Michael Hardeman
Douglas Hendrickson

**Agenda items may be taken out of order the
agenda except public comment.
Action may be taken on any item listed on**

MEETING OF THE CALIFORNIA STATE ATHLETIC COMMISSION

MEETING MINUTES

Monday, October 24, 2022
10 A.M. - Conclusion of Business

Location:

Teleconference

Commissioners Present

Chair Peter Villegas
Vice Chair Dr. Vernon Williams
Commissioner Dr. AnnMaria De Mars
Commissioner Christopher Gruwell
Commissioner Michael Hardeman
Commissioner Douglas Hendrickson

Staff Present

Andy Foster, Executive Officer
Patrisha Blackstock, Assistant Executive
Officer
Mark Relyea, Chief Athletic Inspector
Kenneth Swenson, Legal Counsel

OPEN SESSION

Agenda Item 1 – Call to Order / Roll Call / Establishment of Quorum

The meeting was called to order at 10:00 a.m. by Chair Peter Villegas. Executive Officer (EO) Andy Foster called roll and quorum was established.

Agenda Item 2 – Welcome-Chairman’s Opening Remarks.

Chair Villegas welcomed everyone to the meeting and spoke about his trip to England as a guest of the British Boxing Board of Control (BBBoFC). He added that he was grateful to be in attendance to watch an all-female fight card at the sold-out O2 Arena. Chair Villegas praised the BBBoFC for their hard work on the event.

Agenda Item 3- Approval of the June 28, 2022 Commission Meeting Minutes.

EO Foster presented the June 28, 2022 Commission meeting minutes for approval.

Commissioner Gruwell moved to approve the minutes

Commissioner Dr. De Mars seconded the motion.

No Commission or Public Comments.

The motion passed 6-0 by roll call vote.

Agenda Item 4- Review and Discussion of the Commission's 2019-2023 Strategic Plan

EO Foster presented the Commission's Strategic Planning Goals for 2019-2023, which were included in the meeting materials. EO Foster informed the Commission that they will need to work on a new Strategic Plan early next year.

Commission Comments

Commissioner Dr. De Mars asked for clarification on the weight cutting example EO Foster used in Goal 1.1. EO Foster explained the weights of the two fighters of the fight that was cancelled were about 155 lbs. and 180 lbs.

Vice Chair Dr. Williams informed the Commission that the Medical Advisory Committee agreed that a 15% weight cut target is reasonable. Vice Chair Dr. Williams reiterated that the issue was not the amount of weight cut by the fighter, but the amount of weight gained back in the 24 hours after the weigh in.

Chair Villegas praised the efforts of the Commission staff to keep everyone safe within the COVID Bubble presented in Goal 1.1.

Chair Villegas asked for more information on the requirements to qualify for the Boxers Pension Plan. EO Foster explained that some Boxers who fought prior to the start of the Pension Plan in the 1990s were grandfathered in.

Commissioner Gruwell asked EO Foster if any of the goals from the 2019-2023 Strategic Plan will carry over to the next Strategic Plan. EO Foster stated that he believes the health and safety goal will carry over, as well as the Mixed Martial Arts (MMA) Pension Plan goal.

Commissioner Dr. De Mars suggested EO Foster look in to attending the Native American Economic Development Conference being held in Pechanga next year.

No Further Commission Comments

No Public Comments

Agenda Item 5- Review and Possible Action regarding the Mixed Martial Arts (MMA) Pension Plan to include Muay Thai and Kickboxing and Specialty License Plate Selection for Funding of the Boxers Pension Plan and other Combat Sports.

EO Foster informed the Commission that the design drafts for the specialty license plates are not able to be publicly presented due to DMV regulations. EO Foster recommended for the MMA Pension Subcommittee to discuss specific vesting requirements to add Muay Thai and Kickboxing to the possible MMA Pension Plan.

Commission Comments

Commissioner Gruwell advised the Commission to keep future changes to legislation and combat sports in mind when proposing legislation.

No Public Comments

No Further Commissions Comments

The Agenda Item was tabled for a future Commission meeting based on the advice of Legal Counsel, Ken Swenson.

Agenda Item 6- Discussion and Possible Action Regarding Licensees that are in Default on Monies Owed to the Commission

EO Foster presented a situation that occurred earlier in the year in which a promoter was short over one million dollars after their event. EO Foster explained that he suspended the promoter's license and did not allow them to run events until the Commission received full payment. EO Foster asked the Commission if putting the license "on hold" was something the Commission would allow in situations such as the one presented. Legal Counsel, Mr. Swenson, advised that this should be up to the EO on a case-by-case basis, but that it would be helpful to have some guidance from the Commission.

Commission Comments

Chair Villegas supported EO Foster's recommendation.

Commissioner Dr. De Mars suggested requiring a significant amount to be owed to the Commission before action is taken upon their license.

Chair Villegas asked EO Foster to provide a range of what he considers a significant amount. EO Foster stated he believed over one thousand was significant considering the Commission's budget.

Chair Villegas moved that if the monies owed to the Commission by any licensee exceeds \$3,000, the Executive Officer can take action including suspension upon their license.

Commissioner Gruwell seconded the motion.

No Commission or Public comments

The motion passed 6-0 by roll call vote.

Agenda Item 7- Discussion and Possible Action Regarding Requesting COVID Pandemic Relief Funds from the Administration or Legislature

Agenda Item 8- Discussion and Possible Action Regarding Legislation Needed for the Commission.

EO Foster moved discussion of Agenda Item 7 to Agenda Item 12a.

Agenda Item 8- Discussion and Possible Action Regarding Legislation Needed for the Commission.

EO Foster presented his proposal to raise the Box Office Gate cap to two million dollars. EO Foster suggested that it would raise revenue for the Commission without having to raise fees for other licensees. EO Foster explained this increase would require a legislative change.

No Commission or Public Comments

Agenda Item 9- Subcommittee Update

Commissioner Gruwell stated that some of their comments regarding the Mixed Martial Arts Pension have been covered in earlier agenda items. Commissioner Gruwell suggested that the Commission should consider adding an increase to gate caps within the pension plan legislation.

EO Foster presented the MMA Pension Plan Subcommittee's hypothetical design for the plan which was included in the meeting materials. EO Foster stated that the Subcommittee is looking for ways to enable more fighters to qualify for the proposed pension plan.

Commission Comments

Commissioner Dr. De Mars suggested that it would be good public relations to allow for grandfathering in of more MMA fighters to the Pension Plan.

Agenda Item 10- Discussion and Possible Action Regarding the Maximum Number of Bouts for Amateur Kickboxing Events and Headgear Requirements for Amateur Kickboxing.

EO Foster explained to the Commission that the International Kickboxing Federation (IKF) and kickboxing stakeholders have given pushback to a previous recommendation that kickboxing events have a maximum of 14 bouts. EO Foster suggested that the Commission recommend that the maximum number of bouts for kickboxing events be 17 plus one reserve bout.

EO Foster deferred to the IKF's requirement of three verified kickboxing matches before fighters can fight without headgear.

Commissioner Hardeman moved to approve the recommendations of 17 plus one maximum bouts for kickboxing and the requiring of 3 verified kickboxing bouts before kickboxers can fight without headgear.

Commissioner De Mars seconded the motion.

No Commission Comments

Public Comment

Promoter, Mr. Francis stated that he would like the maximum number of bouts to be 20 or above but is okay with EO Foster's recommendation of 17 plus one.

The motion passed 6-0 by roll call vote.

Agenda Item 11- Discussion, Review, and Possible Action regarding the Delegation of Amateur Kickboxing to the International Kickboxing Federation (IKF).

Agenda Item 11 was tabled.

Agenda Item 12 – Executive Officer's Report.

a. Budget Update for the Support Fund, Neurological Fund, and Pension Fund

EO Foster explained that the Commission took a hit during COVID. EO Foster estimated that the Commission had about a \$3.7 million revenue loss during this time and has still not recovered. EO Foster presented the number of Boxing events and title bouts held over the last year and explained that the Commission has not yet recovered to Pre-COVID levels.

DCA Budget Officer, Robert De Los Reyes, stated he has been working with the Commission to create and monitor the budget and expenditures. Mr. De Los Reyes stated the Commission's revenue is unique within DCA and is hard to predict.

Mr. De Los Reyes told the Commission that the Commission's Fund Balance is currently at \$465,000 and slowly building back up. Mr. De Los Reyes added that the Budget Office is monitoring the fund weekly and are closely monitoring the litigation costs the Commission has incurred.

Commissioner Gruwell asked how other departments handle the cost of litigation. Mr. De Los Reyes explained that other departments have fixed Attorney General budgets and pay based on hourly rates. Mr. De Los Reyes stated that requesting additional funds is an available option, but more challenging due to the Commission's unpredictable revenue stream.

Mr. De Los Reyes explained that the Corona Virus Relief Fund was dedicated to departments that are combatting the COVID-19 Pandemic and that the Commission would not be eligible under those requirements. Mr. De Los Reyes explained that there were other options to explore if insolvency were anticipated, but they do not anticipate the Commission will go insolvent. Mr. De Los Reyes presented three options to the Commission in the event that litigation costs exceed the Budget Office's expectations.

1. Control Section 14 Loan: Would allow DCA special funds to provide loans to other special funds to address cash flow issues. This option has a 24-month payback with interest.
2. Budget Act Loan: The Budget Office would work with the Administration to work on a loan with a more feasible payback schedule.
3. Request for General Fund Assistance: The Commission would request General Fund assistance from the Administration and the Legislature. Assistance would depend on the health of the General Fund, which is currently not performing as well as it has in the past.

Chair Villegas thanked Mr. De Los Reyes for the information he provided to the Commission and for explaining the options the Commission has.

No Commission of Public Comments

EO Foster presented the Commission with the updated revenue numbers as of October 14, 2022 and added that he believes the Commission will have \$1 million deposited by the end of 2022. This fiscal year the Commission has deposited \$766,851 to the support fund, \$10,862 to the neurological fund, and \$29,039 to the Boxer Pension Fund.

EO Foster stated the Pension Investment account has approximately \$4.185 million dollars as of September 30, 2022.

b. Report on Pending and Proposed Regulations

EO Foster presented the pending and proposed regulations. EO Foster explained that the initial Dehydration and Rehydration regulation documents are currently at DCA Regulations Unit awaiting review and approval. EO Foster explained that the Commission staff are working with DCA Regulations Unit and Benefit Resources to finalize the proposed language for the proposed Pension Plan regulation. EO Foster explained that the removal of the break in service requirement of the Pension Plan may allow for more female athletes to qualify.

AEO Blackstock informed the Commission that the regulations for the increase of the Ticket Assessment for the Neurological Fund and medical changes passed and took effect on July 1, 2022.

c. Status Update of Delegated Entities

EO Foster informed the Commission that he asked the Delegations to look into giving their Officials a pay increase.

- **California Amateur Mixed Martial Arts Organization (CAMO)**

JT Steele, President of CAMO, submitted his written report to the Commission, which is contained in the meeting materials. Mr. Steele informed the Commission that he feels CAMO is currently recovering from the effects of the pandemic. Mr. Steele thanked EO Foster for keeping his finger on the pulse of amateur MMA as it benefits both the fighters that move on to become professionals as well as the officials that go on to work with CSAC.

Mr. Steele agreed with EO Foster that it is now time to explore giving Officials a pay raise. Mr. Steele submitted a proposed pay scale, which is contained in the meeting materials. Mr. Steele proposed a mileage reimbursement for officials as well as paying pro-officials a pro-rata rate for any amateur bouts they officiate on a pro-am card. Mr. Steele also proposed a discount for small events with limited capacity.

Mr. Steele informed the Commission that EO Foster has always invited amateur officials to CSAC officials trainings. Mr. Steele stated that CAMO will also be holding its own officials training in November and invited the Commission to attend. Mr. Steele submitted the upcoming CAMO events calendar, which is contained in the meeting materials.

- **USA Boxing**

Mr. Mike McAtee, Executive Director of USA Boxing, submitted his written report to the Commission which is contained in the meeting materials. Mr. McAtee discussed the report USA Boxing provided to the Commission on nationwide injury data for amateur boxing and the safety of Olympic style amateur boxing compared to other sports. Mr. McAtee informed the Commission that USA Boxing will be seeking a grant to host the first USA Boxing all-female tournament where they will also be holding seminars for attendees. Mr. McAtee informed the Commission that USA Boxing just held their first regional junior camp in Chula Vista and has entered into an agreement with the City of Chula Vista to make a training center located there be the regional training center for USA Boxing.

Mr. McAtee informed the Commission that USA Boxing's enrollment numbers for 2022 will exceed the enrollment numbers from 2019. Mr. McAtee added that USA Boxing has 2,400 registered gyms which surpassed 2019 numbers.

- **United States Fight League (USFL)**

Jon Frank of USFL submitted his written report to the Commission, which is contained in the meeting materials. Mr. Frank informed the Commission that USFL held 2 more events in California since the report was submitted. Mr. Frank informed the Commission that since the USFL's delegation in 2014 they have held 1,610 bouts with only 40 injuries. Mr. Frank informed the Commission that USFL was able to take a team of 39 children to the 2022 IMMAF World Youth MMA Championships in Abu Dhabi where the USA team finished 2nd out of 42 nations.

Mr. Frank informed the Commission that the USFL has been speaking with Cedars-Sinai Kerlan-Jobe Institute about creating a study on the benefits and risks of competing for USFL athletes.

- **International Kickboxing Federation (IKF)**

Toni Fossum of IKF did not submit a written report to the Commission. Mrs. Fossum thanked the Commission for their condolences on the passing of her husband, Steve Fossum. Mrs. Fossum informed the Commission that in 2019 IKF sanctioned 52 events, with 10 being Pro-Am events. Mrs. Fossum stated that by the end of 2022, IKF will have sanctioned 46 events. Mrs. Fossum stated that they have been making a steady comeback from COVID and are nearly at pre-pandemic numbers. Mrs. Fossum informed the Commission that IKF is planning a 20-25% increase to officials pay starting in 2023. Mrs. Fossum added she will include more information on the exact amount of the increase in her report that she will submit to the Commission at a later date.

Mrs. Fossum informed the Commission that IKF sanctioned 70 bouts for female fighters in 2022, 9 being title fights, and found that there were no female fights in the pro bouts.

Mrs. Fossum thanked the Commission for their vote regarding the bout limit and headgear rule.

Mrs. Fossum informed the Commission that to date, IKF has sanctioned 569 bouts with only had 4 ambulance transports. Mrs. Fossum informed the commission that IKF has brought on four new full-contact amateur Muay Thai promoters this year and will be adding 2 more in 2023. She added that 8 individuals have contacted IKF wanting to become officials, the majority of which have experience in other combat sports or are already shadowing other officials. Mrs. Fossum informed the Commission that IKF will be bringing back the IKF West Coast Classic Tournament at the end of February.

d. Staffing Update

EO Foster informed the Commission that the Commission was currently in operation with 4 office staff and that a tentative offer of employment for the Assistant Chief Athletic Inspector had been made. EO Foster added that the Commission is running a lean office support staff and is hoping to hire in the first quarter of 2023.

e. Upcoming Event Schedule

EO Foster pointed out five upcoming events that the Commission may be interested in attending; Paco Presents at Cache Creek Casino, 360 Promotions in Montebello, Roy Engelbrecht Promotions in Orange County, MarvNation Promotions in Carson, and Golden Boy Promotions in December with no location decided. EO Foster provided the Commission with articles pertaining to the World Boxing Association (WBA), which are included in the meeting materials. He added that if the allegations against the WBA are true, he will bring the issue to the Commission for discussion.

Agenda Item 13- Public Comment on Items not on the Agenda.

Cameron Frizzell updated the Commission on his progress in training in his efforts to become a professional referee.

CLOSED SESSION

Agenda Item 14- Pursuant to Government Code section 11126(e)(1), the Commission will confer with and receive advice from legal counsel and deliberate regarding the following matter: Gilbert W. Hedgpeth, et al. v. California State Athletic Commission, et al., Superior Court of the State of California, County of Los Angeles, Case No. 18STCV05608.

OPEN SESSION

Agenda Item 15- Next Commission Meeting will be Tuesday, December 12, 2022, Location TBA.

Agenda Item 16- Adjournment.

Meeting Adjourned at 12:30 p.m.



AGENDA

ITEM #4

Review and Possible Action for a meal per diem and mileage pay increase for Officials and review of the Officials pay scale.



MEMORANDUM

DATE	December 12, 2022
TO	Chairman Peter Villegas and Commissioners California State Athletic Commission
FROM	Andy Foster, Executive Officer California State Athletic Commission
SUBJECT	Agenda Item #4 – Discussion and Possible action for a meal per diem and mileage pay increase for Officials and review of the Officials pay scale

BACKGROUND

The maximum approved meal per diem allowed by the state is 7 dollars for breakfast, 11 dollars for lunch, 23 dollars for dinner and 5 dollars in incidentals for every 24 hours of travel, this totals out to be 46 dollars. The current meal per diem rate for Officials is 40 dollars.

The approved mileage rate by the state is .625 cents per mile, Officials are currently being paid .56 cents per mile.

RECOMMENDATION

I am recommending a meal per diem and mileage pay increase to align the Officials per diem to the maximum approved per diem allowance by the State.

CURRENT PAY

PROPOSED PAY

Meal Per Diem	Meal Per Diem
\$40.00	\$46.00

CURRENT PAY

PROPOSED PAY

Mileage	Mileage
.56 cents	.625 cents

California State Athletic Commission - All Event Officials' Pay Scale

Minimum Pay for Professional Officials

*Include Interim and Vacant Championship

*Depending on the Magnitude of the Event and or the Boxer's Purse

WBA - World Boxing Association

WBC - World Boxing Council

IBF - International Boxing Federation

WBO - World Boxing Organization

IBO - International Boxing Organization

UFC- Ultimate Fight Championship (MMA)

Bellator (MMA)

Referee = \$1,900.00

Judge = \$1,600.00

Timekeeper = \$500.00

NOTE: Referees and Judges who are assigned to work these bouts may be assigned to work up to two undercard bouts at the discretion of the Executive Officer or his/her designee.

Minimum Pay for Professional Officials For Regional Championship Bouts*

*Include Interim and Vacant Championships

*Depending on the Magnitude of the Event and the Boxer's Purse

WBA - World Boxing Association

WBC - World Boxing Council

IBF - International Boxing Federation

WBO - World Boxing Organization

IBO - International Boxing Organization

Any Other - Promotional Titles

Referee = \$600.00

Judge = \$500.00

Timekeeper = \$400.00

NOTE: Referees and Judges who are assigned to work these bouts may be assigned to work undercard bouts

Standard Officials' Pay Scale Professional Boxing, MMA, Muay Thai and Kickboxing

Net Gate	Referee	Judge	Timekeeper
0 - \$50,000	\$350.00	\$300.00	\$300.00
\$50,000 - \$100,000	\$450.00	\$350.00	\$350.00
\$100,000 AND ABOVE	\$650.00	\$550.00	\$400.00

Net Gate	Physicians
0 - \$50,000	\$500.00
\$50,001-\$99,999	\$550.00
\$100,000 AND ABOVE	\$750.00

*Physicians who work weigh-ins will be paid an additional \$500.00 plus mileage, if applicable, plus an additional \$40 per extra athlete over fourteen (14) athlete pre-bout examinations.

NOTES:

- Net Gate represents the total gross receipts plus television of any kind and video income, minus State, Pension and Neurological Fund taxes.
- The number of officials assigned is dependent on the number of rounds, bouts and or championship bouts.
- A minimum of two (2) Ringside Physicians will be assigned to each event.
- Officials shall be paid a mileage allowance of ~~.56~~ **.625** cents per mile for actual round-trip travel from Official's residence to the venue.
- Officials that are assigned to events that are 100 miles (one way) or more from their residence shall be provided a hotel room and ~~\$40.00~~ **\$46.00** per day as a meal allowance. For safety reasons a five (5) mile allowance to this policy will exist for such cases where officials may have to travel late night.
- Officials will be entitled to compensation of \$100 if any event is cancelled by the promotion company. This fee will be approved by the California State Athletic Commission Management Team.



AGENDA

ITEM #5

*Review and Possible Action to approve
the Commissions 2023 Rulemaking
Calendar.*



MEMORANDUM

DATE	December 12, 2022
TO	Chairman Peter Villegas and Commissioners California State Athletic Commission
FROM	Andy Foster, Executive Officer California State Athletic Commission
SUBJECT	Agenda Item #5 – Discussion and Possible action to approve the Commissions 2023 Rulemaking Calendar

BACKGROUND

The Commission is currently working on two regulation packages, Boxers Pension Plan and Dehydration and Rehydration. The Departments' Legal Affairs Division has submitted to the Commission the 2023 Rulemaking Calendar for review and approval.

RECOMMENDATION

I recommend the Commission approve the 2023 Rulemaking Calendar submitted by the Departments' Legal Affairs Division.

**DEPARTMENT OF CONSUMER AFFAIRS
California State Athletic Commission
2023 RULEMAKING CALENDAR**

**SCHEDULE A: NO PROPOSED REGULATIONS IMPLEMENTING STATUTES ENACTED
DURING THE YEAR 2022**

**SCHEDULE B: PROPOSED REGULATIONS IMPLEMENTING STATUTES ENACTED PRIOR
TO THE YEAR 2022**

Subject: Boxer Pension Plan Requirements

California Code of Regulations Title and Sections Affected: 4 CCR 400 - 409

Statute(s) Being Implemented:

Business and Professions Code sections 18611 and 18881

Responsible Agency Unit: California State Athletic Commission

Contact Person and Phone Number: Patrisha Blackstock (916) 263-6130

Projected Notice Publication Date: August 2023

Projected Public Hearing Date: None anticipated unless requested

Projected Adoption by Your Agency Date: November 2023

Projected To OAL for Review Date: January 2024

NEXT

Subject: Dehydration and Rehydration

California Code of Regulations Title and Sections Affected: 4 CCR 299

Statute(s) Being Implemented: Business and Professions Code section 18611

Responsible Agency Unit: California State Athletic Commission

Contact Person and Phone Number: Patrisha Blackstock (916) 263-6130

Projected Notice Publication Date: March 2023

Projected Public Hearing Date: None anticipated unless requested

Projected Adoption by Your Agency Date: May 2023

Projected To OAL for Review Date: June 2023

**Report on the Status of all Uncompleted Rulemaking Described on Previous
Calendars:**

All rulemakings described on previous calendars have been listed on this calendar.



AGENDA

ITEM #6

*Review and Possible Action to approve
the Proposed 2023 Commission meeting
dates.*



MEMORANDUM

DATE	December 12, 2022
TO	Chairman Peter Villegas and Commissioners California State Athletic Commission
FROM	Andy Foster, Executive Officer California State Athletic Commission
SUBJECT	Agenda Item #6 – Review and Possible action to approve the Proposed 2023 Commission Meeting Dates

Below are the proposed 2023 Commission meeting dates and locations for the California State Athletic Commission.

- Monday, March 6, 2023 (Location: TBA)
- Monday, June 5, 2023 (Zoom)
- Monday, September 11, 2023 (Location: TBA)
- Monday, December 11, 2023 (Zoom)



AGENDA

ITEM #8

Review and Discussion of the boxing statistical report provided by BoxRec.



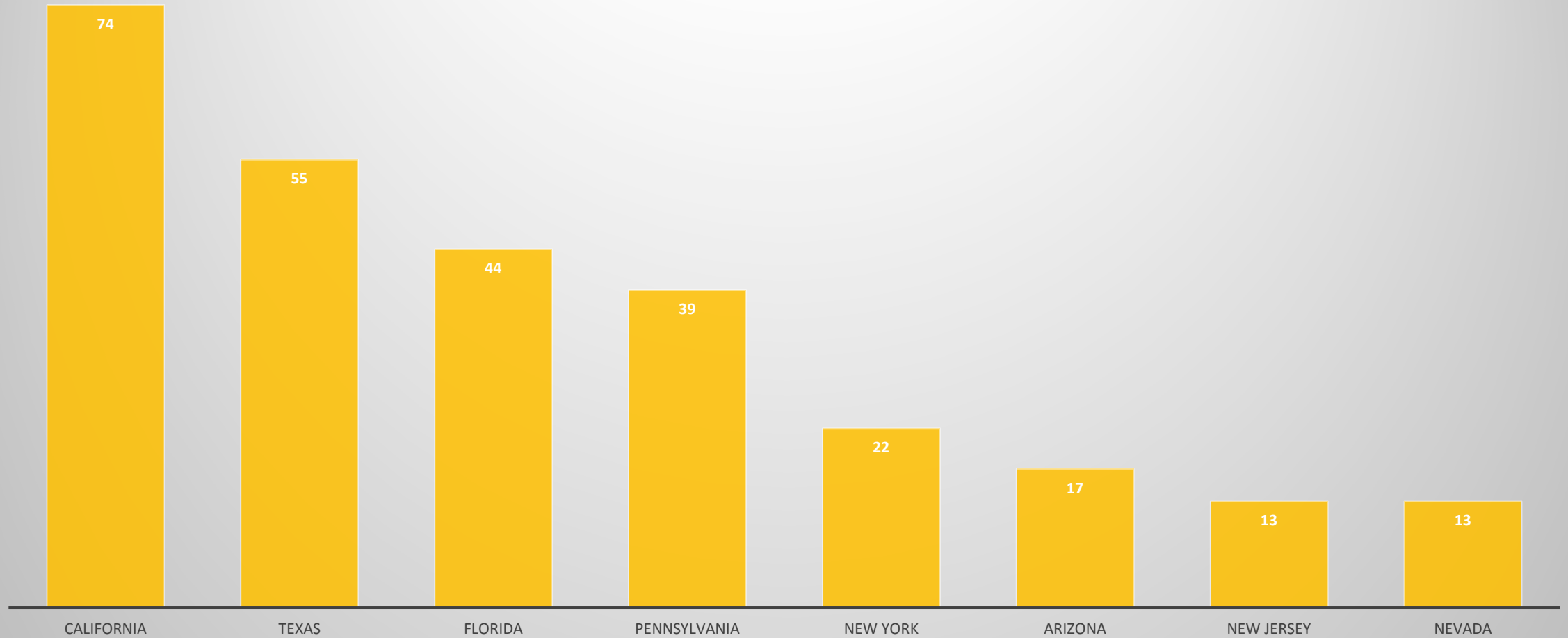
MEMORANDUM

DATE	December 12, 2022
TO	Chairman Peter Villegas and Commissioners California State Athletic Commission
FROM	Andy Foster, Executive Officer California State Athletic Commission
SUBJECT	Agenda Item #8 – Review and Discussion of the boxing statistical report provided by BoxRec

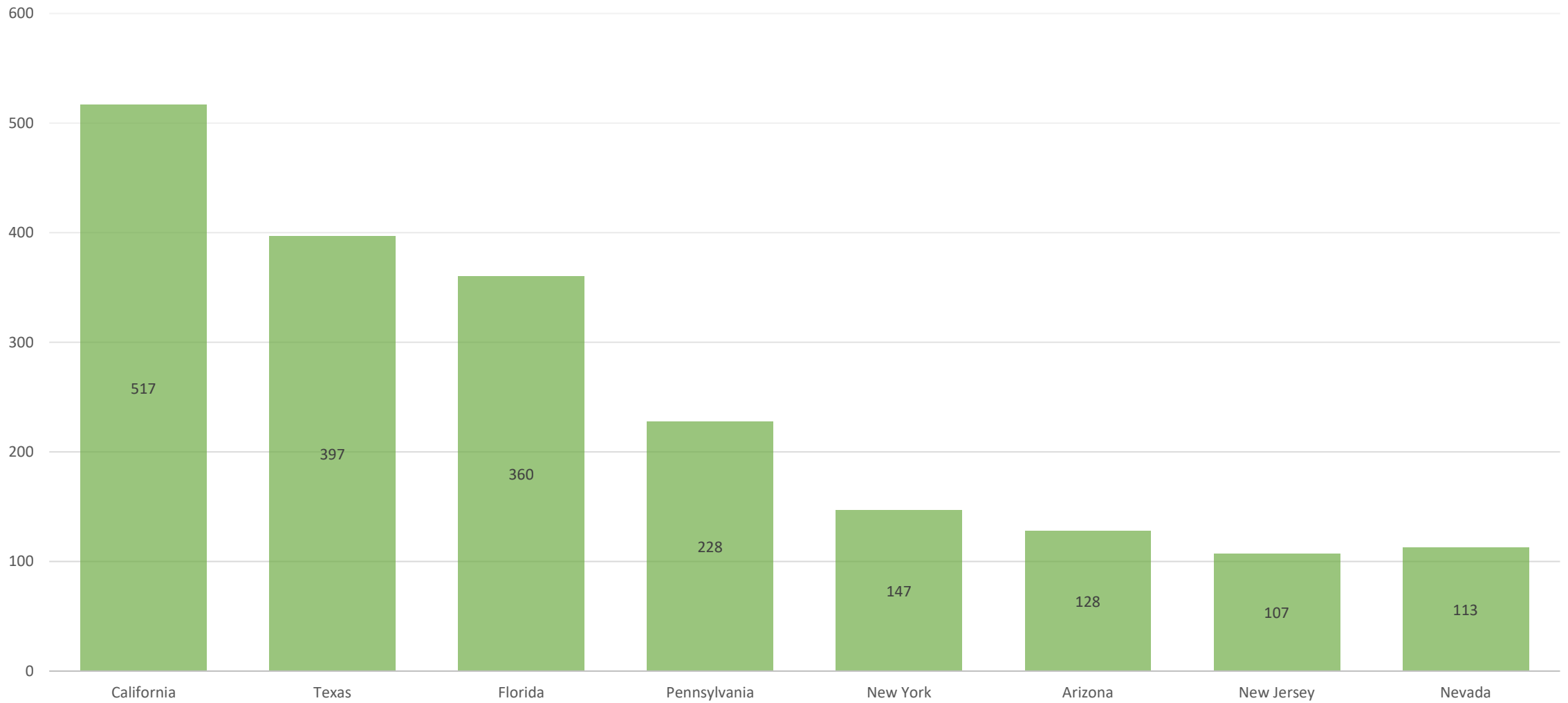
I requested a statistical report from the official boxing record keeper, BoxRec for the Commission's review. The Commission will end 2022 with having regulated 74 boxing events, which is 12% of the total boxing events held in the United States. Additionally, the Commission will have overseen 517 boxing bouts in calendar year 2022. The Commission will have regulated more boxing events and bouts than any other state or tribal Commission in 2022.

The statistical report is included in the meeting materials for the Commission to review.

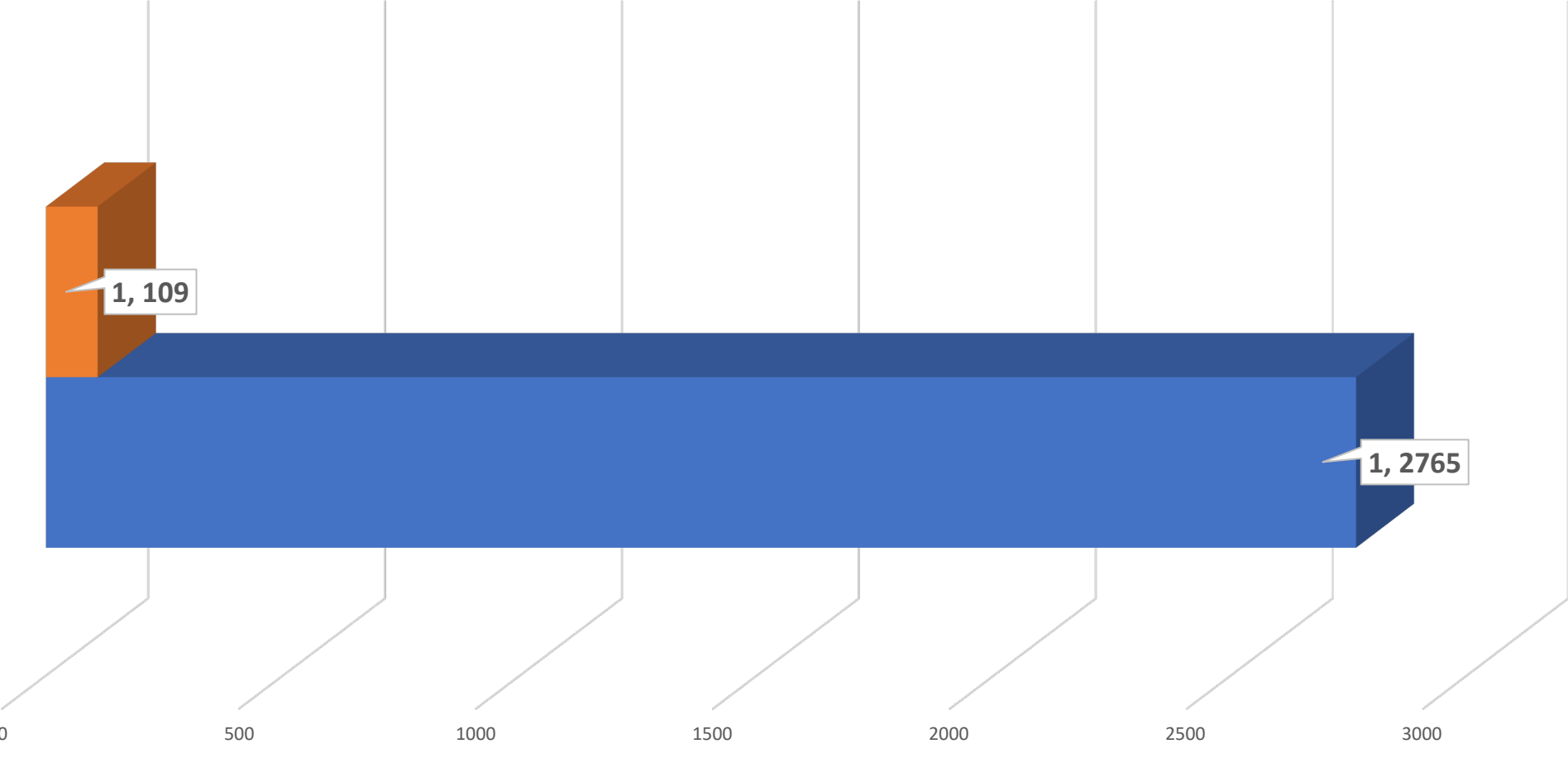
Boxing Events



BOXING BOUTS



California Boxers

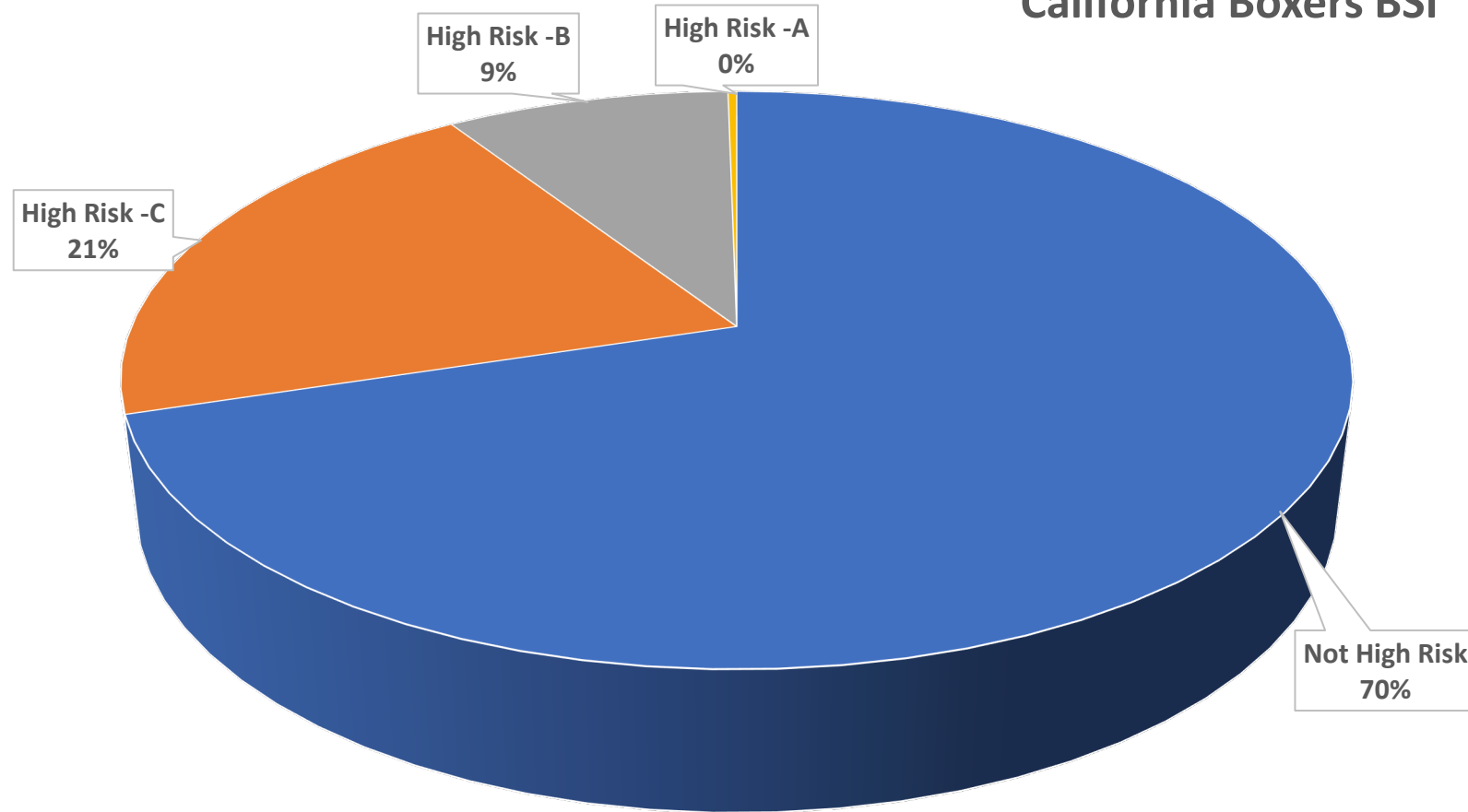


■ Suspended Boxers **■ Active Boxers**

Total Suspended= 109

Total Active= 2765

California Boxers BSI



■ Not High Risk
Total= 765

■ High Risk -C
Total= 225

■ High Risk -B
Total= 97

■ High Risk -A
Total= 3



BOXING SEVERITY INDEX (BSI)

1) ACTIVITY (fights in the last 2 years)		
	1 (or less)	+1
2) RECENT RECORD		
	Lost 5 or more in a row	+2
	Lost 3 of last 4	+1
	Won 3 of last 4	-1
3) KO or TKO (Loss)		
	More than 4 in last years	+3
	3 or less in last 2 years	+2
	Last fight by KO	+1
4) Age		
	Greater than 44	+2
	Greater than 35	+1
5) Ring Age		
	Greater than 500 rounds	+1
	<i>Amateur Experience- Each fight = 1 pro round</i>	
6) Years Boxed		
	Greater than 5 years	+1

Total Score

+3 - +4	High Risk Category "C"
+5 - +6	High Risk Category "B"
+7 - +9	High Risk Category "A"

Categories "A", "B", and "C" indicate the fighter needs further clinical evaluation by the Commission and their medical advisory board before licensure. This scale is not meant to replace good judgment, but to be utilized as one objective tool to determine suitability to compete.



AGENDA

ITEM #9

Review and Discussion of the mixed martial arts statistical report provided by Combat Registry.



MEMORANDUM

DATE	December 12, 2022
TO	Chairman Peter Villegas and Commissioners California State Athletic Commission
FROM	Andy Foster, Executive Officer California State Athletic Commission
SUBJECT	Agenda Item #9 – Review and Discussion of the mixed martial arts statistical report provided by Combat Registry

Combat Registry, the official mixed martial arts record keeper, has provided a statistical report for the Commission's review. The report provided looks at several factors related to the Mixed Martial Arts Severity Index (MMASI) included cage age, the fighter's age, and recent record.

The statistical report is included in the meeting materials for the Commission to review and discuss.



MMA SEVERITY INDEX (MMA SI)

1) ACTIVITY (fights in the last 2 years)	1 (or less)	+1
2) RECENT RECORD	Lost 5 or more in a row	+2
	Lost 3 of last 4	+1
	Won 3 of last 4	-1
3) KO,TKO or Technical Submission	More than 4 in last 2 years	+3
	1-3in last 2 years	+2
4) Age	Greater than 44	+2
	Greater than 35	+1
5) RING AGE	Greater than 75 Rounds	+1

TOTAL SCORE:

+3 - +4 = High Risk Category "C"
+5 - +6 = High Risk Category "B"
+7 - +9 = High Risk Category "A"

Categories A, B, and C indicate the fighter needs further clinical evaluation by the commission and their medical advisory board before licensure. This scale is not meant to replace good judgment, but to be utilized as one objective tool to determine suitability to compete.

Data Synopsis

Data Source MixedMartialArts.com of Massachusetts

Pro Bouts 4,867

Distinct Competitors 5,918

Distinct Competitors with Known Date of Birth 5,147

Career Bouts (Pro/AM) from Distinct Competitors 62,785

Number of Rounds by Result Cross-Tab

	0	1	2	3	4	5	NULL
Decision	4,413	78	539	11,029	30	931	235
Disqualification	20	117	70	40	-	-	5
Draw	97	26	71	286	2	18	9
KO	79	3,469	848	296	18	7	40
No Contest	101	162	65	36	-	5	8
Submission	275	15,607	5,764	1,987	132	68	177
TKO/RSC	205	8,866	4,170	1,589	128	50	69
To Be Decided	28	9	3	1	-	-	-
Unknown	300	88	22	23	1	-	73

Fights with Unspecified Length: 6,134

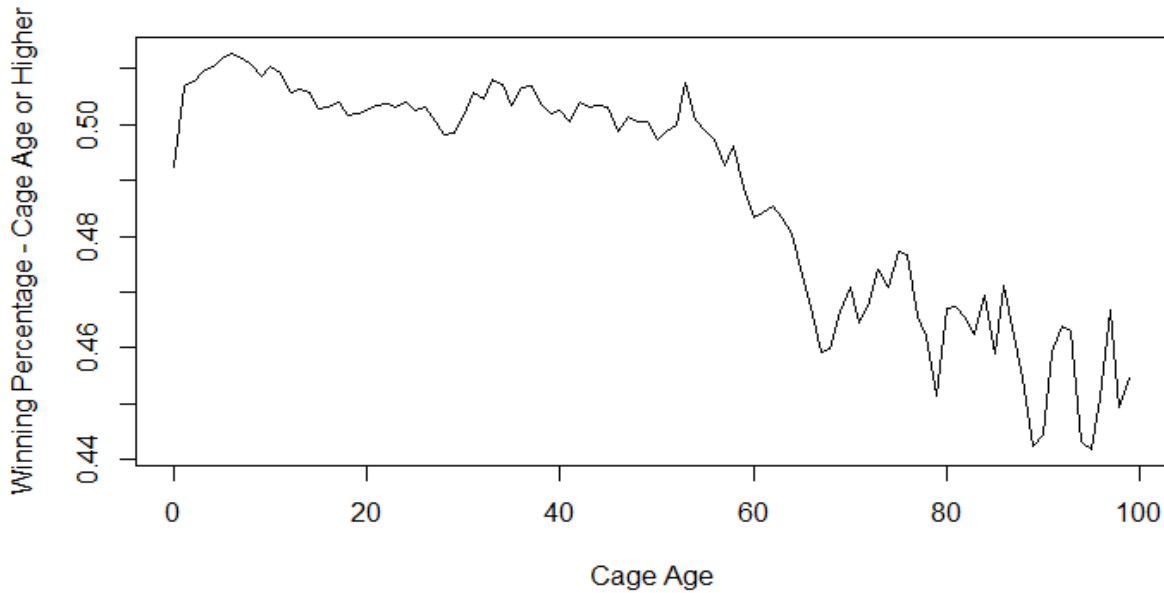
Business Rules If unspecified rounds, and decision, assume 3 rounds
Else, assume 2 round

Number of Rounds by Result Cross-Tab, after Business Rules:

	0	1	2	3	4	5	NULL
Decision	0	78	539	15,677	30	931	0
Disqualification	0	117	95	40	-	-	0
Draw	0	26	177	286	2	18	0
KO	0	3469	967	296	18	7	0
No Contest	0	162	174	36	-	5	0
Submission	0	15607	6,216	1,987	132	68	0
TKO/RSC	0	8866	4,444	1,589	128	50	0
To Be Decided	0	9	31	1	-	-	0
Unknown	0	88	395	23	1	-	0

Version	Activity	Age	Recent Record	T/KO or Technical Sub	Cage Age
A	1 or 0 fights in the last 2 years: +1	44+: +2 35+: +1	Lost 5+ in a row: +2 Lost 3 of last 4: +1 Won 3 of last 4: -1	4+ in last 2 years: +3 1-3 in last 2 years: +2	75+ Rounds: +1
B	1 or 0 fights in the last 2 years: +1	44+: +2 35+: +1	Lost 5+ in a row: +2 Lost 3 of last 4: +1	4+ in last 2 years: +3 1-3 in last 2 years: +2	75+ Rounds: +1
C	1 or 0 fights in the last 2 years: +1	44+: +2 35+: +1	Lost 5+ in a row: +2 Lost 3 of last 4: +1 Won 3 of last 4: -1	4+ in last 2 years: +3 2-3 in last 2 years: +2 In last bout: +1	75+ Rounds: +1
D	1 or 0 fights in the last 2 years: +1	44+: +2 35+: +1	Lost 5+ in a row: +2 Lost 3 of last 4: +1	4+ in last 2 years: +3 2-3 in last 2 years: +2 In last bout: +1	75+ Rounds: +1
E	1 or 0 fights in the last 2 years: +1	44+: +2 35+: +1	Lost 5+ in a row: +2 Lost 3 of last 4: +1 Won 3 of last 4: -1	4+ in last 2 years: +3 1-3 in last 2 years: +2	60 Rounds: +1
F	1 or 0 fights in the last 2 years: +1	44+: +2 35+: +1	Lost 5+ in a row: +2 Lost 3 of last 4: +1	4+ in last 2 years: +3 1-3 in last 2 years: +2	60 Rounds: +1
G	1 or 0 fights in the last 2 years: +1	44+: +2 35+: +1	Lost 5+ in a row: +2 Lost 3 of last 4: +1 Won 3 of last 4: -1	4+ in last 2 years: +3 2-3 in last 2 years: +2 In last bout: +1	60 Rounds: +1
H	1 or 0 fights in the last 2 years: +1	44+: +2 35+: +1	Lost 5+ in a row: +2 Lost 3 of last 4: +1	4+ in last 2 years: +3 2-3 in last 2 years: +2 In last bout: +1	60 Rounds: +1
I	1 or 0 fights in the last 2 years: +1	44+: +2 35+: +1	Lost 5+ in a row: +2 Lost 3 of last 4: +1 Won 3 of last 4: -1	4+ in last 2 years: +3 2-3 in last 2 years: +2 In last bout: +1	60 Rounds: +1 75 Rounds: +2

Winning Percent by Cage Age (7/16/16 - 7/15/17)



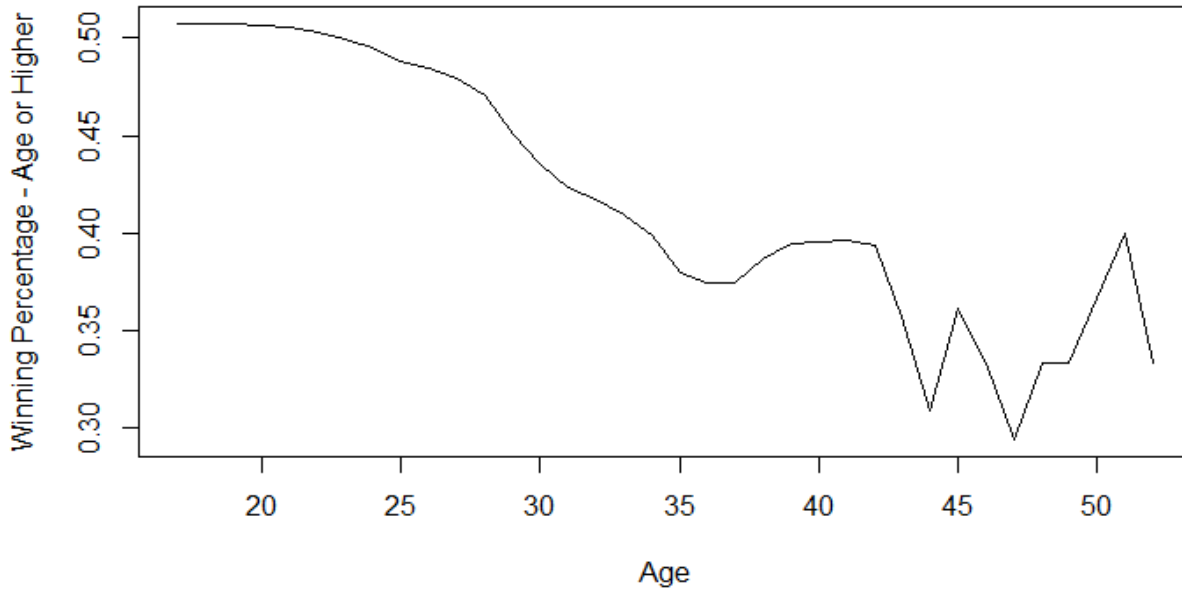
Source: MixedMartialArts.com of Massachusetts

Cage Age	Bouts	Percent Bouts - Cage Age or Higher	Winning Percent - Cage Age	Winning Percent - Cage Age or Higher
0	900	100.0%	35.0%	49.2%
1	226	90.8%	46.9%	50.7%
2	227	88.4%	45.4%	50.8%
3	246	86.1%	47.6%	50.9%
4	257	83.6%	46.7%	51.0%
5	246	80.9%	48.4%	51.2%
6	286	78.4%	53.8%	51.3%
7	317	75.5%	53.6%	51.2%
8	318	72.2%	55.0%	51.1%
9	282	68.9%	47.2%	50.9%
10	311	66.0%	53.1%	51.0%
11	270	62.9%	58.5%	50.9%
12	260	60.1%	49.2%	50.6%
13	288	57.4%	51.7%	50.6%
14	257	54.4%	56.4%	50.6%
15	260	51.8%	50.0%	50.3%
16	242	49.1%	48.8%	50.3%
17	232	46.7%	54.3%	50.4%
18	200	44.3%	49.5%	50.2%
19	184	42.2%	48.9%	50.2%
20	184	40.3%	48.9%	50.3%
21	181	38.4%	49.7%	50.3%
22	168	36.6%	51.2%	50.4%
23	187	34.8%	49.2%	50.3%
24	153	32.9%	52.9%	50.4%
25	154	31.4%	49.4%	50.3%
26	150	29.8%	55.3%	50.3%
27	142	28.2%	54.2%	50.0%
28	120	26.8%	49.2%	49.8%
29	126	25.5%	44.4%	49.8%
30	116	24.2%	41.4%	50.1%
31	115	23.1%	53.0%	50.6%
32	98	21.9%	42.9%	50.4%
33	111	20.9%	52.3%	50.8%

34	100	19.7%	58.0%	50.7%
35	95	18.7%	44.2%	50.3%
36	76	17.7%	50.0%	50.7%
37	79	16.9%	57.0%	50.7%
38	68	16.1%	54.4%	50.4%
39	67	15.4%	49.3%	50.2%
40	82	14.7%	53.7%	50.2%
41	59	13.9%	42.4%	50.0%
42	46	13.3%	52.2%	50.4%
43	56	12.8%	50.0%	50.3%
44	45	12.2%	51.1%	50.3%
45	60	11.8%	58.3%	50.3%
46	56	11.2%	44.6%	49.9%
47	40	10.6%	52.5%	50.1%
48	44	10.2%	50.0%	50.1%
49	36	9.7%	58.3%	50.1%
50	39	9.4%	46.2%	49.7%
51	36	9.0%	47.2%	49.9%
52	38	8.6%	34.2%	50.0%
53	33	8.2%	66.7%	50.8%
54	27	7.9%	55.6%	50.1%
55	26	7.6%	53.8%	49.9%
56	34	7.3%	58.8%	49.7%
57	37	7.0%	43.2%	49.3%
58	29	6.6%	65.5%	49.6%
59	37	6.3%	56.8%	48.9%
60	36	5.9%	47.2%	48.3%
61	28	5.5%	46.4%	48.4%
62	29	5.2%	51.7%	48.5%
63	24	5.0%	54.2%	48.3%
64	33	4.7%	57.6%	48.0%
65	25	4.4%	56.0%	47.3%
66	21	4.1%	61.9%	46.8%
67	18	3.9%	44.4%	45.9%
68	18	3.7%	33.3%	46.0%
69	16	3.5%	37.5%	46.6%
70	17	3.4%	58.8%	47.1%
71	11	3.2%	36.4%	46.5%
72	10	3.1%	30.0%	46.8%
73	15	3.0%	53.3%	47.4%
74	10	2.8%	30.0%	47.1%
75	8	2.7%	50.0%	47.7%
76	9	2.6%	77.8%	47.7%
77	9	2.5%	55.6%	46.6%
78	12	2.4%	66.7%	46.2%
79	14	2.3%	21.4%	45.1%
80	13	2.2%	46.2%	46.7%
81	12	2.0%	50.0%	46.7%
82	14	1.9%	50.0%	46.5%
83	9	1.8%	33.3%	46.2%
84	18	1.7%	55.6%	47.0%
85	8	1.5%	25.0%	45.9%
86	6	1.4%	66.7%	47.1%
87	11	1.4%	54.5%	46.2%
88	8	1.2%	62.5%	45.5%
89	5	1.2%	40.0%	44.2%
90	10	1.1%	30.0%	44.4%
91	1	1.0%	0.0%	45.9%

92	2	1.0%	50.0%	46.4%
93	7	1.0%	71.4%	46.3%
94	2	0.9%	50.0%	44.3%
95	4	0.9%	25.0%	44.2%
96	7	0.8%	28.6%	45.1%
97	6	0.8%	66.7%	46.7%
98	3	0.7%	33.3%	44.9%
99	8	0.7%	50.0%	45.5%
100	3	0.6%	66.7%	44.8%
101	1	0.6%	0.0%	43.6%
102	4	0.6%	0.0%	44.4%
103	2	0.5%	0.0%	48.0%
104	1	0.5%	0.0%	50.0%
105	2	0.5%	0.0%	51.1%
106	3	0.5%	33.3%	53.3%
107	3	0.4%	0.0%	54.8%
108	1	0.4%	0.0%	59.0%
109	2	0.4%	0.0%	60.5%
112	1	0.4%	100.0%	63.9%
113	3	0.4%	0.0%	62.9%
115	2	0.3%	100.0%	68.8%
116	2	0.3%	50.0%	66.7%
119	2	0.3%	50.0%	67.9%
120	1	0.3%	100.0%	69.2%
123	1	0.3%	100.0%	68.0%
125	2	0.2%	50.0%	66.7%
126	1	0.2%	0.0%	68.2%
127	1	0.2%	0.0%	71.4%
128	3	0.2%	33.3%	75.0%
131	1	0.2%	100.0%	82.4%
133	1	0.2%	100.0%	81.3%
170	1	0.2%	100.0%	80.0%
173	1	0.1%	0.0%	78.6%
176	2	0.1%	50.0%	84.6%
177	1	0.1%	100.0%	90.9%
179	1	0.1%	100.0%	90.0%
181	1	0.1%	100.0%	88.9%
185	1	0.1%	100.0%	87.5%
188	2	0.1%	50.0%	85.7%
189	1	0.1%	100.0%	100.0%
190	1	0.0%	100.0%	100.0%
192	1	0.0%	100.0%	100.0%
194	1	0.0%	100.0%	100.0%
198	1	0.0%	100.0%	100.0%

Winning Percent by Age (7/16/16 - 7/15/17)



Source: MixedMartialArts.com of Massachusetts

Age	Bouts	Percent Bouts - Age or Higher	Winning Percent - Age	Winning Percent - Age or Higher
17	5	100.0%	80.0%	50.7%
18	9	99.9%	77.8%	50.7%
19	47	99.8%	57.4%	50.7%
20	103	99.3%	58.3%	50.7%
21	190	98.2%	62.1%	50.6%
22	282	96.0%	61.3%	50.3%
23	416	92.8%	57.9%	49.9%
24	528	88.2%	59.7%	49.5%
25	621	82.2%	52.2%	48.8%
26	709	75.2%	52.8%	48.5%
27	776	67.3%	54.1%	48.0%
28	736	58.5%	59.1%	47.0%
29	713	50.2%	53.0%	45.0%
30	658	42.2%	49.1%	43.5%
31	581	34.8%	45.1%	42.4%
32	492	28.3%	44.9%	41.7%
33	403	22.7%	45.2%	40.9%
34	393	18.2%	45.8%	39.9%
35	297	13.8%	39.7%	38.0%
36	275	10.4%	37.5%	37.4%
37	142	7.3%	33.1%	37.4%
38	158	5.7%	36.7%	38.6%
39	89	4.0%	39.3%	39.5%
40	61	3.0%	39.3%	39.5%
41	52	2.3%	40.4%	39.6%
42	52	1.7%	46.2%	39.3%
43	30	1.1%	46.7%	35.7%
44	21	0.8%	19.0%	30.9%
45	20	0.5%	40.0%	36.2%
46	10	0.3%	40.0%	33.3%
47	8	0.2%	25.0%	29.4%

48	3	0.1%	33.3%	33.3%
49	1	0.1%	0.0%	33.3%
51	2	0.1%	50.0%	40.0%
52	3	0.0%	33.3%	33.3%

MAISI Version A

Score	Bouts	Percent Bouts	Percent Bouts - MMA/ASI or Higher	Winning Percentage	KO/TKO/RSC Loss Percentage
-1	1955	20.1%	100.0%	59.8%	10.8%
0	1720	17.7%	79.9%	52.8%	14.4%
1	3539	36.4%	62.2%	47.8%	16.9%
2	1346	13.8%	25.9%	44.4%	21.0%
3	802	8.2%	12.1%	39.9%	24.9%
4	270	2.8%	3.8%	30.0%	29.6%
5	81	0.8%	1.0%	29.6%	22.2%
6	21	0.2%	0.2%	4.8%	52.4%

Version	Tail	Tail %	Tail Win %	Tail KO/TKO/RSC Loss %	Long Tail %	Long Tail Win %	Long Tail KO/TKO/RSC Loss %
A	3+	12.1%	36.3%	26.3%	3.8%	28.5%	29.3%
B	3+	13.0%	37.2%	26.2%	3.9%	28.4%	29.4%
C	2+	16.5%	35.4%	26.6%	6.5%	33.2%	28.8%
D	2+	17.9%	36.9%	25.8%	6.6%	33.6%	28.6%
E	3+	12.5%	36.7%	26.1%	4.3%	29.6%	29.1%
F	3+	13.7%	38.0%	25.8%	4.4%	29.8%	29.1%
G	2+	17.2%	35.8%	26.1%	6.9%	33.3%	28.7%
H	2+	18.8%	37.4%	25.1%	7.1%	34.1%	28.3%
I	2+	18.0%	37.2%	25.3%	7.3%	33.2%	28.2%

MAISI Version B

Score	Bouts	Percent Bouts	Percent Bouts - MMA/ASI or Higher	Winning Percentage	KO/TKO/RSC Loss Percentage
0	3290	33.8%	100.0%	57.5%	11.9%
1	3416	35.1%	66.2%	46.7%	17.4%
2	1763	18.1%	31.1%	47.2%	18.7%
3	888	9.1%	13.0%	41.0%	24.8%
4	275	2.8%	3.9%	29.8%	29.8%
5	81	0.8%	1.0%	29.6%	22.2%
6	21	0.2%	0.2%	4.8%	52.4%

MAISI Version C

Score	Bouts	Percent Bouts	Percent Bouts - MMA/ASI or Higher	Winning Percentage	KO/TKO/RSC Loss Percentage
-1	2230	22.9%	100.0%	59.0%	11.2%
0	2320	23.8%	77.1%	52.5%	15.0%
1	3579	36.8%	53.3%	47.3%	17.4%
2	976	10.0%	16.5%	36.8%	25.2%
3	421	4.3%	6.5%	35.6%	27.8%
4	151	1.6%	2.1%	31.1%	29.1%
5	44	0.5%	0.6%	25.0%	29.5%
6	13	0.1%	0.1%	7.7%	53.8%

MAISI Version D

Score	Bouts	Percent Bouts	Percent Bouts - MMA/ASI or Higher	Winning Percentage	KO/TKO/RSC Loss Percentage
0	3984	40.9%	100.0%	56.4%	12.6%
1	4011	41.2%	59.1%	47.5%	17.4%
2	1096	11.3%	17.9%	38.8%	24.2%
3	435	4.5%	6.6%	36.1%	27.6%
4	151	1.6%	2.1%	31.1%	29.1%
5	44	0.5%	0.6%	25.0%	29.5%
6	13	0.1%	0.1%	7.7%	53.8%

MAISI Version E

Score	Bouts	Percent Bouts	Percent Bouts - MMA/ASI or Higher	Winning Percentage	KO/TKO/RSC Loss Percentage
-1	1886	19.4%	100.0%	60.0%	10.9%
0	1720	17.7%	80.6%	52.7%	14.4%
1	3547	36.4%	63.0%	47.9%	16.8%
2	1361	14.0%	26.5%	44.6%	20.5%
3	801	8.2%	12.5%	40.4%	24.6%
4	300	3.1%	4.3%	32.0%	29.7%
5	97	1.0%	1.2%	26.8%	22.7%
6	21	0.2%	0.2%	9.5%	52.4%
7	1	0.0%	0.0%	0.0%	0.0%

MAISI Version F

Score	Bouts	Percent Bouts	Percent Bouts - MMA/ASI or Higher	Winning Percentage	KO/TKO/RSC Loss Percentage
0	3175	32.6%	100.0%	57.6%	12.0%
1	3471	35.7%	67.4%	47.1%	17.3%
2	1758	18.1%	31.7%	46.9%	18.4%
3	901	9.3%	13.7%	42.0%	24.2%
4	310	3.2%	4.4%	32.3%	29.7%
5	97	1.0%	1.2%	26.8%	22.7%
6	21	0.2%	0.2%	9.5%	52.4%
7	1	0.0%	0.0%	0.0%	0.0%

MAISI Version G

Score	Bouts	Percent Bouts	Percent Bouts - MMA/ASI or Higher	Winning Percentage	KO/TKO/RSC Loss Percentage
-1	2149	22.1%	100.0%	59.1%	11.2%
0	2312	23.8%	77.9%	52.4%	15.1%
1	3601	37.0%	54.2%	47.5%	17.2%
2	1002	10.3%	17.2%	37.5%	24.4%
3	437	4.5%	6.9%	35.7%	27.2%
4	170	1.7%	2.4%	30.6%	31.2%
5	48	0.5%	0.6%	27.1%	27.1%
6	15	0.2%	0.2%	13.3%	46.7%

MAISI Version H

Score	Bouts	Percent Bouts	Percent Bouts - MMA/ASI or Higher	Winning Percentage	KO/TKO/RSC Loss Percentage
0	3848	39.5%	100.0%	56.4%	12.6%
1	4052	41.6%	60.5%	47.8%	17.3%
2	1144	11.8%	18.8%	39.4%	23.3%
3	457	4.7%	7.1%	36.8%	26.7%
4	170	1.7%	2.4%	30.6%	31.2%
5	48	0.5%	0.6%	27.1%	27.1%
6	15	0.2%	0.2%	13.3%	46.7%

MAISI Version I

Score	Bouts	Percent Bouts	Percent Bouts - MMA/ASI or Higher	Winning Percentage	KO/TKO/RSC Loss Percentage
-1	2149	22.1%	100.0%	59.1%	11.2%
0	2252	23.1%	77.9%	52.4%	15.3%
1	3582	36.8%	54.8%	47.2%	17.3%
2	1037	10.7%	18.0%	39.9%	23.3%
3	443	4.6%	7.3%	36.1%	26.4%
4	181	1.9%	2.8%	27.1%	33.7%
5	64	0.7%	0.9%	34.4%	20.3%
6	21	0.2%	0.3%	23.8%	38.1%
7	5	0.1%	0.1%	20.0%	40.0%

"Tail" is defined as the highest MMASI Score that is still 10% of all fighters in the sample
 "Long Tail" is defined as the lowest MMASI score that is under 10% of all fighters in the sample

Version	Tail	Tail %	Tail Win %	Tail KO/TKO/RSC Loss %	Long Tail %	Long Tail Win %	Long Tail KO/TKO/RSC Loss %
A	3+	12.1%	36.3%	26.3%	3.8%	28.5%	29.3%
B	3+	13.0%	37.2%	26.2%	3.9%	28.4%	29.4%
C	2+	16.5%	35.4%	26.6%	6.5%	33.2%	28.8%
D	2+	17.9%	36.9%	25.8%	6.6%	33.6%	28.6%
E	3+	12.5%	36.7%	26.1%	4.3%	29.6%	29.1%
F	3+	13.7%	38.0%	25.8%	4.4%	29.8%	29.1%
G	2+	17.2%	35.8%	26.1%	6.9%	33.3%	28.7%
H	2+	18.8%	37.4%	25.1%	7.1%	34.1%	28.3%
I	2+	18.0%	37.2%	25.3%	7.3%	33.2%	28.2%

Isolate to versions where Long Tail % is at least 5% of all fighters:

Version	Tail	Tail %	Tail Win %	Tail KO/TKO/RSC Loss %	Long Tail %	Long Tail Win %	Long Tail KO/TKO/RSC Loss %
C	2+	16.5%	35.4%	26.6%	6.5%	33.2%	28.8%
D	2+	17.9%	36.9%	25.8%	6.6%	33.6%	28.6%
G	2+	17.2%	35.8%	26.1%	6.9%	33.3%	28.7%
H	2+	18.8%	37.4%	25.1%	7.1%	34.1%	28.3%
I	2+	18.0%	37.2%	25.3%	7.3%	33.2%	28.2%

Version C has the lowest win % and highest KO/TKO/RSC Loss % at both the "Tail" and "Long Tail" levels

Fighter A Winning Percentage

		MMASI Version A: Fighter B								
		-1	0	1	2	3	4	5	6	
MMASI Version A: Fighter A	-1	49.2% (640)	61.7% (368)	63.9% (552)	65.8% (231)	72.7% (110)	77.5% (40)	76.9% (13)	100% (1)	
	0	37% (368)	49.4% (344)	56.3% (597)	61% (241)	66.7% (126)	81.2% (32)	77.8% (9)	100% (3)	
	1	33.7% (552)	42.7% (597)	49.1% (1480)	51.8% (469)	61.8% (293)	68.2% (107)	61.8% (34)	85.7% (7)	
	2	34.2% (231)	38.2% (241)	46.7% (469)	49.1% (220)	48.1% (133)	62.2% (37)	83.3% (12)	100% (3)	
	3	25.5% (110)	32.5% (126)	36.9% (293)	48.9% (133)	50% (100)	59.3% (27)	83.3% (6)	100% (7)	
	4	20% (40)	15.6% (32)	29% (107)	35.1% (37)	37% (27)	50% (22)	60% (5)		
	5	23.1% (13)	22.2% (9)	38.2% (34)	16.7% (12)	16.7% (6)	40% (5)	50% (2)		
6	0% (1)	0% (3)	14.3% (7)	0% (3)	0% (7)					

Fighter A Winning Percentage

		MMASI Version B: Fighter B						
		0	1	2	3	4	5	6
MMASI Version B: Fighter A	0	49.3% (1398)	62.1% (972)	62% (579)	67.9% (246)	77.1% (70)	77.3% (22)	100% (3)
	1	36.2% (972)	49.1% (1438)	46% (576)	60.8% (301)	72% (93)	57.1% (28)	87.5% (8)
	2	37.1% (579)	52.8% (576)	48.6% (364)	50.9% (169)	62.5% (56)	82.4% (17)	100% (2)
	3	30.9% (246)	38.2% (301)	46.2% (169)	50% (128)	58.6% (29)	85.7% (7)	100% (8)
	4	20% (70)	24.7% (93)	35.7% (56)	37.9% (29)	50% (22)	60% (5)	
	5	22.7% (22)	42.9% (28)	17.6% (17)	14.3% (7)	40% (5)	50% (2)	
6	0% (3)	12.5% (8)	0% (2)	0% (8)				

Fighter A Winning Percentage

		MMASI Version C: Fighter B								
		-1	0	1	2	3	4	5	6	
MMASI Version C: Fighter A	-1	49.1% (808)	59.1% (580)	66.4% (581)	68.6% (175)	78.9% (57)	81.8% (22)	83.3% (6)	100% (1)	
	0	39.8% (580)	49.3% (614)	56.6% (795)	69.4% (216)	69.2% (78)	75% (28)	100% (5)	100% (4)	
	1	31.5% (581)	42.1% (795)	49.2% (1584)	63.3% (360)	62% (171)	67.7% (62)	65% (20)	83.3% (6)	
	2	29.7% (175)	30.1% (216)	35.3% (360)	48.4% (126)	51.5% (68)	54.5% (22)	75% (8)	100% (1)	
	3	19.3% (57)	28.2% (78)	35.7% (171)	44.1% (68)	50% (36)	71.4% (7)	66.7% (3)	100% (1)	
	4	13.6% (22)	25% (28)	32.3% (62)	45.5% (22)	28.6% (7)	50% (10)	NaN (0)		
	5	16.7% (6)	0% (5)	30% (20)	25% (8)	33.3% (3)		50% (2)		
6	0% (1)	0% (4)	16.7% (6)	0% (1)	0% (1)					

Fighter A Winning Percentage

		MMASI Version D: Fighter B						
		0	1	2	3	4	5	6
MMASI Version D: Fighter A	0	49.3% (1966)	60.9% (1432)	66.1% (404)	73.6% (125)	79.1% (43)	90.9% (11)	100% (3)
	1	37.6% (1432)	49.3% (1878)	61.6% (425)	62.2% (188)	69.8% (63)	64.7% (17)	87.5% (8)
	2	32.4% (404)	37.2% (425)	48.7% (154)	50.7% (73)	53.6% (28)	72.7% (11)	100% (1)
	3	24% (125)	35.6% (188)	45.2% (73)	50% (38)	71.4% (7)	66.7% (3)	100% (1)
	4	18.6% (43)	30.2% (63)	46.4% (28)	28.6% (7)	50% (10)		
	5	9.1% (11)	29.4% (17)	27.3% (11)	33.3% (3)		50% (2)	
6	0% (3)	12.5% (8)	0% (1)	0% (1)				

Fighter A Winning Percentage

		MMASI Version E: Fighter B								
		-1	0	1	2	3	4	5	6	7
MMASI Version E: Fighter A	-1	49.3% (578)	61.9% (370)	63.4% (538)	65.4% (231)	71% (107)	80.4% (46)	80% (15)	100% (1)	
	0	36.5% (370)	49.4% (338)	56.6% (597)	60% (240)	66.1% (121)	76.2% (42)	77.8% (9)	100% (3)	
	1	34.2% (538)	42.4% (597)	49.1% (1496)	52.4% (462)	61.1% (296)	65.5% (110)	65.9% (41)	85.7% (7)	
	2	34.6% (231)	39.2% (240)	45.9% (462)	49.1% (226)	49.3% (140)	59.1% (44)	85.7% (14)	75% (4)	
	3	27.1% (107)	33.1% (121)	37.8% (296)	47.9% (140)	50% (94)	59.3% (27)	70% (10)	100% (5)	100% (1)
	4	17.4% (46)	21.4% (42)	31.8% (110)	38.6% (44)	37% (27)	50% (24)	66.7% (6)	100% (1)	
	5	20% (15)	22.2% (9)	31.7% (41)	14.3% (14)	30% (10)	33.3% (6)	50% (2)		
6	0% (1)	0% (3)	14.3% (7)	25% (4)	0% (5)	0% (1)				
7				0% (1)						

Fighter A Winning Percentage

		MMASI Version F: Fighter B							
		0	1	2	3	4	5	6	7
MMASI Version F: Fighter A	0	49.3% (1294)	61.4% (969)	61.7% (561)	68% (244)	75.3% (81)	82.6% (23)	100% (3)	
	1	36.8% (969)	49.1% (1470)	47.6% (578)	58.6% (309)	70.2% (104)	57.6% (33)	87.5% (8)	
	2	37.4% (561)	51.2% (578)	48.9% (356)	50.8% (177)	55.7% (61)	86.4% (22)	66.7% (3)	
	3	30.7% (244)	40.5% (309)	46.3% (177)	50% (120)	63.6% (33)	72.7% (11)	100% (6)	100% (1)
	4	22.2% (81)	27.9% (104)	41% (61)	33.3% (33)	50% (24)	66.7% (6)	100% (1)	
	5	17.4% (23)	39.4% (33)	13.6% (22)	27.3% (11)	33.3% (6)	50% (2)		
	6	0% (3)	12.5% (8)	33.3% (3)	0% (6)	0% (1)			
7				0% (1)					

Fighter A Winning Percentage

		MMASI Version G: Fighter B								
		-1	0	1	2	3	4	5	6	
MMASI Version G: Fighter A	-1	49.2% (730)	59.4% (577)	65.6% (575)	66.9% (172)	77.8% (63)	88% (25)	83.3% (6)	100% (1)	
	0	39.5% (577)	49.3% (606)	56.4% (779)	68.1% (226)	72.5% (80)	69.7% (33)	85.7% (7)	100% (4)	
	1	32.2% (575)	42.5% (779)	49.3% (1618)	63.5% (362)	61% (172)	67.2% (67)	65.2% (23)	80% (5)	
	2	31.4% (172)	31% (226)	35.1% (362)	48.5% (132)	52.7% (74)	56% (25)	75% (8)	66.7% (3)	
	3	20.6% (63)	25% (80)	37.2% (172)	43.2% (74)	50% (36)	75% (8)	50% (2)	100% (2)	
	4	8% (25)	30.3% (33)	31.3% (67)	44% (25)	25% (8)	50% (12)	50% (2)		
	5	16.7% (6)	14.3% (7)	30.4% (23)	25% (8)	50% (2)				
6	0% (1)	0% (4)	20% (5)	33.3% (3)	0% (2)					

Fighter A Winning Percentage

		MMASI Version H: Fighter B						
		0	1	2	3	4	5	6
MMASI Version H: Fighter A	0	49.3% (1824)	60.2% (1420)	65.3% (409)	74.8% (131)	78% (50)	90.9% (11)	100% (3)
	1	38.2% (1420)	49.3% (1894)	60.8% (444)	61.2% (196)	69.6% (69)	63.6% (22)	85.7% (7)
	2	33% (409)	37.8% (444)	48.8% (168)	50% (78)	54.8% (31)	72.7% (11)	66.7% (3)
	3	22.9% (131)	37.2% (196)	46.2% (78)	50% (40)	75% (8)	50% (2)	100% (2)
	4	20% (50)	29% (69)	45.2% (31)	25% (8)	50% (12)		
	5	9.1% (11)	31.8% (22)	27.3% (11)	50% (2)	50% (2)		
	6	0% (3)	14.3% (7)	33.3% (3)	0% (2)			

Fighter A Winning Percentage

		MMASI Version I: Fighter B								
		-1	0	1	2	3	4	5	6	7
MMASI Version I: Fighter A	-1	49.2% (730)	59.9% (561)	65.7% (574)	64.4% (180)	73.8% (61)	90% (30)	88.9% (9)	66.7% (3)	100% (1)
	0	39% (561)	49.3% (576)	56.7% (766)	66.4% (223)	75.6% (78)	70.6% (34)	70% (10)	100% (4)	
	1	32.1% (574)	42.2% (766)	49.2% (1592)	60.2% (369)	62.1% (177)	68.2% (66)	56.7% (30)	80% (5)	100% (3)
	2	33.9% (180)	32.7% (223)	38.5% (369)	48.6% (146)	50.6% (77)	69.2% (26)	60% (10)	80% (5)	0% (1)
	3	24.6% (61)	23.1% (78)	36.2% (177)	45.5% (77)	50% (34)	72.7% (11)	50% (2)	66.7% (3)	
	4	6.7% (30)	26.5% (34)	30.3% (66)	30.8% (26)	27.3% (11)	50% (14)			
	5	11.1% (9)	30% (10)	40% (30)	40% (10)	50% (2)		50% (2)	0% (1)	
	6	33.3% (3)	0% (4)	20% (5)	20% (5)	33.3% (3)		100% (1)		
7	0% (1)		0% (3)	100% (1)						

Fighter A KO, TKO, RSC Loss Percentage

MMASI Version A: Fighter B

	-1	0	1	2	3	4	5	6
MMASI Version A: Fighter A	-1 11.6% (640)	12% (368)	10.7% (552)	9.5% (231)	7.3% (110)	7.5% (40)	7.7% (13)	0% (1)
	0 19% (368)	14% (344)	13.9% (597)	14.5% (241)	6.3% (126)	6.2% (32)	11.1% (9)	0% (3)
	1 22.6% (552)	17.1% (597)	17% (1480)	14.7% (469)	10.9% (293)	11.2% (107)	14.7% (34)	0% (7)
	2 29% (231)	21.6% (241)	18.6% (469)	20.9% (220)	18% (133)	16.2% (37)	0% (12)	0% (3)
	3 25.5% (110)	34.9% (126)	25.3% (293)	23.3% (133)	18% (100)	18.5% (27)	0% (6)	0% (7)
	4 32.5% (40)	37.5% (32)	29.9% (107)	32.4% (37)	18.5% (27)	27.3% (22)	0% (5)	
	5 15.4% (13)	44.4% (9)	17.6% (34)	33.3% (12)	33.3% (6)	0% (5)	0% (2)	
	6 100% (1)	33.3% (3)	71.4% (7)	33.3% (3)	42.9% (7)			

Fighter A KO, TKO, RSC Loss Percentage

MMASI Version B: Fighter B

	0	1	2	3	4	5	6
MMASI Version B: Fighter A	0 13.4% (1398)	11.5% (972)	11.7% (579)	6.5% (246)	7.1% (70)	9.1% (22)	0% (3)
	1 20.5% (972)	17.3% (1438)	17.7% (576)	11.6% (301)	7.5% (93)	14.3% (28)	0% (8)
	2 22.5% (579)	15.5% (576)	18.7% (364)	18.3% (169)	17.9% (56)	5.9% (17)	0% (2)
	3 29.3% (246)	27.2% (301)	20.7% (169)	19.5% (128)	20.7% (29)	0% (7)	0% (8)
	4 30% (70)	35.5% (93)	30.4% (56)	17.2% (29)	27.3% (22)	0% (5)	
	5 27.3% (22)	17.9% (28)	23.5% (17)	42.9% (7)	0% (5)	0% (2)	
	6 66.7% (3)	62.5% (8)	50% (2)	37.5% (8)			

Fighter A KO, TKO, RSC Loss Percentage

MMASI Version C: Fighter B

	-1	0	1	2	3	4	5	6
MMASI Version C: Fighter A	-1 12.3% (808)	12.6% (580)	9.6% (581)	9.1% (175)	7% (57)	4.5% (22)	16.7% (6)	0% (1)
	0 19.1% (580)	15.8% (614)	13.6% (795)	9.7% (216)	7.7% (78)	14.3% (28)	0% (5)	0% (4)
	1 25.1% (581)	17.1% (795)	17% (1584)	11.4% (360)	12.3% (171)	6.5% (62)	20% (20)	0% (6)
	2 27.4% (175)	30.1% (216)	23.3% (360)	23% (126)	23.5% (68)	18.2% (22)	0% (8)	0% (1)
	3 33.3% (57)	39.7% (78)	26.9% (171)	20.6% (68)	16.7% (36)	14.3% (7)	0% (3)	0% (1)
	4 40.9% (22)	39.3% (28)	22.6% (62)	31.8% (22)	28.6% (7)	10% (10)		
	5 33.3% (6)	40% (5)	25% (20)	37.5% (8)	33.3% (3)		0% (2)	
	6 100% (1)	50% (4)	66.7% (6)	0% (1)	0% (1)			

Fighter A KO, TKO, RSC Loss Percentage

MMASI Version D: Fighter B

	0	1	2	3	4	5	6
MMASI Version D: Fighter A	0 14.3% (1966)	11.2% (1432)	11.1% (404)	6.4% (125)	7% (43)	9.1% (11)	0% (3)
	1 20.7% (1432)	17% (1878)	11.5% (425)	12.8% (188)	6.3% (63)	17.6% (17)	0% (8)
	2 26.5% (404)	23.3% (425)	22.1% (154)	24.7% (73)	21.4% (28)	9.1% (11)	0% (1)
	3 36% (125)	28.2% (188)	20.5% (73)	15.8% (38)	14.3% (7)	0% (3)	0% (1)
	4 37.2% (43)	28.6% (63)	25% (28)	28.6% (7)	10% (10)		
	5 36.4% (11)	29.4% (17)	27.3% (11)	33.3% (3)		0% (2)	
	6 100% (3)	50% (8)	0% (1)	0% (1)			

Fighter A KO, TKO, RSC Loss Percentage

MMASI Version E: Fighter B

	-1	0	1	2	3	4	5	6	7
MMASI Version E: Fighter A	-1 11.8% (578)	12.2% (370)	11% (538)	9.5% (231)	7.5% (107)	4.3% (46)	6.7% (15)	0% (1)	
	0 18.9% (370)	13.9% (338)	13.4% (597)	15.8% (240)	6.6% (121)	4.8% (42)	22.2% (9)	0% (3)	
	1 21.9% (538)	17.8% (597)	16.9% (1496)	14.1% (462)	12.2% (296)	11.8% (110)	12.2% (41)	0% (7)	
	2 29% (231)	20.4% (240)	18.8% (462)	20.4% (226)	17.1% (140)	13.6% (44)	0% (14)	0% (4)	
	3 24.3% (107)	37.2% (121)	24.7% (296)	22.1% (140)	18.1% (94)	18.5% (27)	0% (10)	0% (5)	0% (1)
	4 34.8% (46)	28.6% (42)	31.8% (110)	31.8% (44)	22.2% (27)	25% (24)	0% (6)	0% (1)	
	5 13.3% (15)	44.4% (9)	19.5% (41)	35.7% (14)	20% (10)	16.7% (6)	0% (2)		
	6 100% (1)	33.3% (3)	71.4% (7)	25% (4)	40% (5)	100% (1)			
	7			0% (1)					

Fighter A KO, TKO, RSC Loss Percentage

MMASI Version F: Fighter B

	0	1	2	3	4	5	6	7
MMASI Version F: Fighter A	0 13.5% (1294)	12% (969)	12.1% (561)	6.1% (244)	4.9% (81)	8.7% (23)	0% (3)	
	1 20.2% (969)	17.1% (1470)	16.8% (578)	13.6% (309)	7.7% (104)	15.2% (33)	0% (8)	
	2 21.6% (561)	16.3% (578)	17.7% (356)	19.2% (177)	16.4% (61)	4.5% (22)	0% (3)	
	3 29.9% (244)	26.2% (309)	20.3% (177)	18.3% (120)	18.2% (33)	0% (11)	0% (6)	0% (1)
	4 28.4% (81)	36.5% (104)	27.9% (61)	24.2% (33)	25% (24)	0% (6)	0% (1)	
	5 26.1% (23)	18.2% (33)	27.3% (22)	27.3% (11)	16.7% (6)	0% (2)		
	6 66.7% (3)	62.5% (8)	33.3% (3)	33.3% (6)	100% (1)			
	7		0% (1)					

Fighter A KO, TKO, RSC Loss Percentage

MMASI Version G: Fighter B

	-1	0	1	2	3	4	5	6
MMASI Version G: Fighter A	-1 12.1% (730)	12.8% (577)	9.7% (575)	10.5% (172)	6.3% (63)	0% (25)	16.7% (6)	0% (1)
	0 19.6% (577)	16% (606)	13.4% (779)	9.7% (226)	8.8% (80)	12.1% (33)	14.3% (7)	0% (4)
	1 24.7% (575)	17.2% (779)	17% (1618)	11.3% (362)	11.6% (172)	7.5% (67)	17.4% (23)	0% (5)
	2 26.2% (172)	28.8% (226)	23.5% (362)	21.2% (132)	23% (74)	16% (25)	0% (8)	0% (3)
	3 30.2% (63)	40% (80)	26.7% (172)	20.3% (74)	19.4% (36)	0% (8)	0% (2)	0% (2)
	4 44% (25)	36.4% (33)	26.9% (67)	32% (25)	25% (8)	16.7% (12)		
	5 33.3% (6)	28.6% (7)	21.7% (23)	37.5% (8)	50% (2)		0% (2)	
	6 100% (1)	50% (4)	60% (5)	33.3% (3)	0% (2)			

Fighter A KO, TKO, RSC Loss Percentage

MMASI Version H: Fighter B

	0	1	2	3	4	5	6
MMASI Version H: Fighter A	0 14.4% (1824)	11.7% (1420)	11.2% (409)	6.9% (131)	4% (50)	9.1% (11)	0% (3)
	1 20.7% (1420)	17.1% (1894)	10.8% (444)	12.8% (196)	7.2% (69)	18.2% (22)	0% (7)
	2 24.9% (409)	23.4% (444)	20.2% (168)	24.4% (78)	19.4% (31)	9.1% (11)	0% (3)
	3 35.1% (131)	27% (196)	20.5% (78)	17.5% (40)	0% (8)	0% (2)	0% (2)
	4 36% (50)	33.3% (69)	25.8% (31)	25% (8)	16.7% (12)		
	5 36.4% (11)	22.7% (22)	27.3% (11)	50% (2)		0% (2)	
	6 100% (3)	42.9% (7)	33.3% (3)	0% (2)			

Fighter A KO, TKO, RSC Loss Percentage

MMASI Version I: Fighter B

	-1	0	1	2	3	4	5	6	7
MMASI Version I: Fighter A	-1 12.1% (730)	12.8% (561)	9.4% (574)	12.2% (180)	6.6% (61)	0% (30)	0% (9)	33.3% (3)	0% (1)
	0 20% (561)	16% (576)	13.6% (766)	10.8% (223)	9% (78)	11.8% (34)	10% (10)	0% (4)	
	1 24.6% (574)	16.8% (766)	17.3% (1592)	10.8% (369)	12.4% (177)	9.1% (66)	13.3% (30)	0% (5)	0% (3)
	2 25.6% (180)	26.9% (223)	22.5% (369)	20.5% (146)	24.7% (77)	15.4% (26)	0% (10)	0% (5)	0% (1)
	3 29.5% (61)	39.7% (78)	26.6% (177)	16.9% (77)	23.5% (34)	0% (11)	0% (2)	0% (3)	
	4 40% (30)	38.2% (34)	34.8% (66)	30.8% (26)	18.2% (11)	21.4% (14)			
	5 22.2% (9)	20% (10)	20% (30)	20% (10)	50% (2)		0% (2)	0% (1)	
	6 33.3% (3)	75% (4)	40% (5)	40% (5)	0% (3)		0% (1)		
	7 100% (1)		33.3% (3)	0% (1)					

Jurisdiction	Participants	Percent 3+	MMASI - Version C							
			-1	0	1	2	3	4	5	6
California	992	7.4%	191	235	377	116	47	15	11	0
Texas	516	7.4%	135	123	184	36	22	9	7	0
Missouri	398	5.3%	96	107	133	41	16	3	1	1
Oklahoma	374	8.0%	106	92	105	41	18	12	0	0
Florida	316	3.5%	79	76	118	32	6	5	0	0
Michigan	292	7.9%	47	76	115	31	16	6	1	0
UNSPECIFIED	222	3.6%	80	69	54	11	4	4	0	0
Colorado	222	4.1%	61	67	68	17	4	5	0	0
New York	212	4.7%	88	52	52	10	6	3	1	0
RJ	206	3.9%	43	63	72	20	8	0	0	0
Washington	196	6.6%	37	48	78	20	8	3	2	0
Pennsylvania	192	6.3%	50	46	65	19	11	1	0	0
Tennessee	192	5.2%	43	52	73	14	8	2	0	0
Iowa	188	16.5%	26	42	67	22	10	11	4	6
Nevada	188	3.7%	102	44	26	9	5	2	0	0
Kansas	182	10.4%	40	42	66	15	7	12	0	0
Arizona	162	5.6%	39	45	55	14	6	2	1	0
Minnesota	162	5.6%	40	41	50	22	6	1	0	2
New Jersey	160	0.0%	45	54	47	14	0	0	0	0
Indiana	150	8.7%	32	43	46	16	9	2	1	1
Tokyo	144	6.9%	24	29	66	15	7	2	1	0
Ohio	130	3.1%	30	31	45	20	3	1	0	0
Georgia	118	9.3%	28	28	38	13	7	3	1	0
Nebraska	114	13.2%	21	33	31	14	11	3	1	0
Massachusetts	110	6.4%	22	26	42	13	4	1	2	0
New Mexico	110	10.9%	15	18	45	20	9	3	0	0
Utah	110	10.0%	25	33	36	5	9	1	0	1
England	108	1.9%	33	19	49	5	2	0	0	0
Kentucky	108	13.0%	18	30	34	12	12	2	0	0
Oregon	106	9.4%	22	20	40	14	7	2	1	0
Connecticut	104	1.0%	26	29	37	11	0	1	0	0
Alberta	100	5.0%	20	14	50	11	4	1	0	0
Wisconsin	100	9.0%	22	18	38	13	6	1	2	0
Louisiana	98	7.1%	18	14	43	16	5	2	0	0
Rhode Island	98	5.1%	34	25	27	7	4	1	0	0
Rio de Janeiro	90	4.4%	26	22	35	3	4	0	0	0
Sao Paulo	88	0.0%	27	14	37	10	0	0	0	0
Idaho	72	4.2%	8	19	27	15	2	1	0	0
Illinois	70	0.0%	25	19	18	8	0	0	0	0
Virginia	66	12.1%	7	15	22	14	5	2	1	0
North Carolina	64	14.1%	7	16	25	7	7	2	0	0
South Carolina	64	9.4%	13	21	19	5	6	0	0	0
British Columbia	62	3.2%	16	8	28	8	2	0	0	0
Maine	62	9.7%	7	17	23	9	5	1	0	0
Maryland	62	8.1%	13	22	16	6	5	0	0	0

PR	58	3.4%	18	16	19	3	1	1	0	0
Parana	56	0.0%	14	4	32	6	0	0	0	0
Quebec	52	1.9%	7	10	30	4	1	0	0	0
Moscow	48	4.2%	10	9	25	2	1	1	0	0
Alabama	44	11.4%	4	14	15	6	5	0	0	0
Saitama	42	0.0%	7	9	22	4	0	0	0	0
Hawaii	40	2.5%	7	9	20	3	0	1	0	0
Mississippi	40	7.5%	3	12	19	3	2	1	0	0
St. Petersburg	40	10.0%	7	7	21	1	2	2	0	0
Victoria	40	5.0%	8	14	12	4	1	1	0	0
South Dakota	38	5.3%	3	13	14	6	1	1	0	0
Ontario	36	2.8%	13	9	8	5	0	1	0	0
Seoul	36	5.6%	6	7	17	4	2	0	0	0
Delhi	30	6.7%	2	7	17	2	1	1	0	0
Grozny	30	10.0%	10	5	10	2	2	1	0	0
New Hampshire	28	14.3%	4	7	11	2	2	0	2	0
North Dakota	28	10.7%	3	8	10	4	2	1	0	0
Nova Scotia	28	10.7%	9	9	5	2	2	1	0	0
West Virginia	28	10.7%	3	3	12	7	3	0	0	0
Santa Bárbara	26	0.0%	14	4	6	2	0	0	0	0
Dublin	24	4.2%	4	5	12	2	1	0	0	0
Fortaleza, Brazil	24	8.3%	12	7	2	1	1	1	0	0
Saskatchewan	24	4.2%	0	4	13	6	1	0	0	0
Israel	22	4.5%	3	2	15	1	1	0	0	0
Santa Catarina	22	0.0%	3	6	10	3	0	0	0	0
Alaska	20	5.0%	2	3	12	2	1	0	0	0
Amazonas	20	0.0%	2	5	11	2	0	0	0	0
DF	20	0.0%	9	1	6	4	0	0	0	0
Baja California	18	0.0%	4	3	11	0	0	0	0	0
Bangkok	18	5.6%	2	2	10	3	1	0	0	0
Buenos Aires	16	6.3%	2	2	11	0	1	0	0	0
Delaware	16	6.3%	1	5	9	0	1	0	0	0
Mexico City	16	0.0%	2	2	10	2	0	0	0	0
Moscow Oblast	16	0.0%	6	2	8	0	0	0	0	0
Arkansas	14	21.4%	2	5	4	0	2	1	0	0
Beijing	14	0.0%	4	1	7	2	0	0	0	0
Ceara	14	7.1%	1	2	9	1	1	0	0	0
England	14	7.1%	4	3	4	2	1	0	0	0
Kallang	14	0.0%	1	2	10	1	0	0	0	0
Montana	14	0.0%	1	6	5	2	0	0	0	0
Queensland	14	14.3%	1	3	8	0	2	0	0	0
rj	14	0.0%	3	3	8	0	0	0	0	0
Warsaw	14	21.4%	2	2	5	2	3	0	0	0
Bahia	12	0.0%	1	2	6	3	0	0	0	0
Ekaterinburg	12	8.3%	4	1	5	1	1	0	0	0
Manila	12	0.0%	4	2	6	0	0	0	0	0
Rostov-On-Don	12	0.0%	3	3	6	0	0	0	0	0

Scotland	12	0.0%	3	2	6	1	0	0	0	0
Stockholm	12	16.7%	2	2	3	3	1	1	0	0
CDMX	10	0.0%	3	3	4	0	0	0	0	0
Guam	10	0.0%	3	1	4	2	0	0	0	0
Kaspiysk	10	0.0%	2	3	2	3	0	0	0	0
Sochi	10	0.0%	2	1	5	2	0	0	0	0
Tijuana	10	20.0%	0	1	6	1	1	0	1	0
Belfast	8	0.0%	0	3	3	2	0	0	0	0
Budapest	8	0.0%	3	4	1	0	0	0	0	0
Cape Town	8	12.5%	2	0	5	0	0	1	0	0
Chiba	8	0.0%	1	2	5	0	0	0	0	0
Espirito Santos	8	12.5%	0	0	6	1	1	0	0	0
Espoo	8	0.0%	1	2	3	2	0	0	0	0
Federal District	8	12.5%	2	0	4	1	1	0	0	0
Gdansk	8	0.0%	3	1	4	0	0	0	0	0
Krakow	8	0.0%	2	2	4	0	0	0	0	0
Minas Gerais	8	0.0%	1	2	5	0	0	0	0	0
Rostov on Don	8	0.0%	2	2	4	0	0	0	0	0
Sanya	8	0.0%	3	1	2	2	0	0	0	0
Urayasu	8	12.5%	2	1	3	1	1	0	0	0
Yangon	8	0.0%	4	0	4	0	0	0	0	0
Zagreb	8	0.0%	1	1	3	3	0	0	0	0
Zielona Gora	8	0.0%	0	2	5	1	0	0	0	0
Athens	6	16.7%	2	0	3	0	1	0	0	0
Basel	6	16.7%	1	0	4	0	1	0	0	0
Beirut	6	0.0%	1	3	2	0	0	0	0	0
Birmingham	6	16.7%	1	1	2	1	1	0	0	0
Goiias	6	0.0%	1	0	5	0	0	0	0	0
Harbin	6	16.7%	1	2	2	0	1	0	0	0
Kaunas	6	16.7%	1	0	4	0	0	0	1	0
Kuala Lumpur	6	33.3%	0	0	4	0	2	0	0	0
Nazran	6	0.0%	3	1	2	0	0	0	0	0
NSW	6	0.0%	1	0	5	0	0	0	0	0
Phuket	6	0.0%	0	3	3	0	0	0	0	0
Qingdao	6	16.7%	2	0	2	1	1	0	0	0
Rio Grande do Norte	6	0.0%	1	2	1	2	0	0	0	0
Rio Grande do Sul	6	0.0%	1	1	4	0	0	0	0	0
San Jose	6	0.0%	2	0	3	1	0	0	0	0
Viena	6	0.0%	0	1	2	3	0	0	0	0
Vienna	6	0.0%	2	1	2	1	0	0	0	0
Vladivostok	6	0.0%	1	0	5	0	0	0	0	0
Yantai	6	0.0%	2	1	2	1	0	0	0	0
Yokohama	6	16.7%	1	2	1	1	1	0	0	0
Abu Dhabi	4	0.0%	0	2	1	1	0	0	0	0
Alagoas	4	25.0%	0	0	3	0	1	0	0	0
Almere	4	0.0%	0	0	4	0	0	0	0	0
Astana	4	0.0%	1	1	2	0	0	0	0	0

Bad Voslau	4	0.0%	1	1	2	0	0	0	0	0
Brandenburg	4	0.0%	2	0	2	0	0	0	0	0
Bryanski	4	0.0%	0	1	2	1	0	0	0	0
Chihuahua	4	0.0%	0	1	3	0	0	0	0	0
Duren	4	0.0%	0	2	2	0	0	0	0	0
Ensenada	4	25.0%	0	0	2	1	1	0	0	0
Essex, England	4	0.0%	1	1	2	0	0	0	0	0
Gdynia	4	50.0%	0	0	2	0	2	0	0	0
Guangdong	4	0.0%	0	0	2	2	0	0	0	0
Helsinki	4	0.0%	0	1	1	2	0	0	0	0
Hunan	4	0.0%	1	1	2	0	0	0	0	0
Imatra	4	25.0%	1	1	1	0	1	0	0	0
Ingusheta	4	25.0%	0	2	1	0	1	0	0	0
Isa Town	4	0.0%	1	0	3	0	0	0	0	0
Jining	4	0.0%	1	0	3	0	0	0	0	0
Kabardino-Balkar Republic	4	25.0%	1	1	1	0	0	0	1	0
Khasavyurt	4	0.0%	1	1	2	0	0	0	0	0
Kiev	4	0.0%	0	1	3	0	0	0	0	0
Kufstein	4	25.0%	1	0	2	0	0	1	0	0
Linz	4	0.0%	0	1	3	0	0	0	0	0
Mumbai	4	0.0%	2	0	1	1	0	0	0	0
Nagoya	4	0.0%	0	0	3	1	0	0	0	0
Nizhnevartovsk	4	0.0%	0	2	1	1	0	0	0	0
Novosibirsk	4	0.0%	0	0	3	1	0	0	0	0
Orenburg	4	0.0%	0	2	2	0	0	0	0	0
Osaka	4	0.0%	1	0	2	1	0	0	0	0
Pang Nga	4	0.0%	0	0	3	1	0	0	0	0
Para	4	0.0%	2	0	2	0	0	0	0	0
Paris	4	0.0%	0	1	3	0	0	0	0	0
Penza	4	0.0%	2	1	0	1	0	0	0	0
Potsdam	4	0.0%	1	1	2	0	0	0	0	0
Rouen	4	0.0%	0	0	3	1	0	0	0	0
Santiago	4	0.0%	2	0	2	0	0	0	0	0
Sofia	4	0.0%	1	0	2	1	0	0	0	0
Wales	4	0.0%	0	2	2	0	0	0	0	0
Xian	4	25.0%	0	1	2	0	1	0	0	0
Amapa	2	0.0%	0	0	1	1	0	0	0	0
Amman	2	0.0%	0	0	2	0	0	0	0	0
Bahrain	2	0.0%	0	0	1	1	0	0	0	0
Belgorod	2	50.0%	0	0	1	0	0	1	0	0
Bialogard	2	0.0%	0	1	1	0	0	0	0	0
Bishkek	2	0.0%	0	0	2	0	0	0	0	0
Bordeaux	2	0.0%	0	0	1	1	0	0	0	0
Cali	2	0.0%	0	1	1	0	0	0	0	0
Canary Islands	2	0.0%	0	1	0	1	0	0	0	0
Chelyabinsk	2	50.0%	0	1	0	0	1	0	0	0
China	2	50.0%	0	0	1	0	1	0	0	0

Ciechanow	2	50.0%	0	0	1	0	1	0	0	0
Darmstadt	2	0.0%	0	0	2	0	0	0	0	0
Dushanbe	2	0.0%	0	0	1	1	0	0	0	0
Dusseldorf	2	0.0%	0	1	1	0	0	0	0	0
Fukuoka	2	0.0%	0	0	2	0	0	0	0	0
Halifax	2	0.0%	0	1	1	0	0	0	0	0
Halle	2	0.0%	1	0	0	1	0	0	0	0
Hamburg	2	50.0%	0	0	0	1	1	0	0	0
Ingushetia	2	0.0%	0	1	0	1	0	0	0	0
Jakarta	2	0.0%	1	0	1	0	0	0	0	0
Jinan	2	0.0%	0	0	1	1	0	0	0	0
Johannesburg	2	0.0%	1	0	1	0	0	0	0	0
Karpacz	2	0.0%	0	1	1	0	0	0	0	0
Katowice	2	0.0%	0	0	2	0	0	0	0	0
KBR, Russia	2	0.0%	1	0	1	0	0	0	0	0
Kolpino	2	50.0%	0	0	1	0	0	1	0	0
Krasnodar	2	0.0%	1	0	1	0	0	0	0	0
Lima	2	0.0%	0	1	0	1	0	0	0	0
Ludwigshafen	2	0.0%	1	0	1	0	0	0	0	0
Lyon	2	0.0%	0	1	0	1	0	0	0	0
Macau	2	0.0%	1	0	1	0	0	0	0	0
Maranhao	2	0.0%	0	1	1	0	0	0	0	0
Marseille	2	0.0%	0	0	2	0	0	0	0	0
Metzingen	2	50.0%	0	0	1	0	0	1	0	0
Minsk	2	0.0%	0	1	1	0	0	0	0	0
Mons	2	0.0%	0	0	2	0	0	0	0	0
Nalchik	2	0.0%	1	0	1	0	0	0	0	0
New Brunswick	2	0.0%	1	0	1	0	0	0	0	0
Ningbo	2	0.0%	0	1	1	0	0	0	0	0
Northwest Territory	2	0.0%	1	0	1	0	0	0	0	0
Novi Sad	2	0.0%	0	0	2	0	0	0	0	0
Nuremberg	2	0.0%	0	1	1	0	0	0	0	0
Odense	2	0.0%	1	0	0	1	0	0	0	0
Okinowa	2	0.0%	0	0	2	0	0	0	0	0
Olsztyn	2	0.0%	0	1	1	0	0	0	0	0
Panama City	2	0.0%	0	0	2	0	0	0	0	0
Paola	2	0.0%	1	0	1	0	0	0	0	0
Pernambuco	2	0.0%	1	0	1	0	0	0	0	0
Pilsen	2	0.0%	1	0	0	1	0	0	0	0
Ploiesti	2	0.0%	1	0	1	0	0	0	0	0
Pordenone	2	0.0%	1	0	1	0	0	0	0	0
Poznan	2	0.0%	1	0	1	0	0	0	0	0
Puerto Rico	2	0.0%	0	0	1	1	0	0	0	0
Republic of Dagestan	2	50.0%	0	1	0	0	1	0	0	0
Russelsheim	2	50.0%	0	0	1	0	1	0	0	0
Saipan	2	50.0%	0	0	1	0	1	0	0	0
Santa Cruz	2	0.0%	0	1	0	1	0	0	0	0

Sassari	2	50.0%	0	0	1	0	1	0	0	0
Shijiazhuang	2	50.0%	0	0	1	0	1	0	0	0
Sombor	2	0.0%	0	1	1	0	0	0	0	0
Sary Oskol	2	50.0%	0	0	1	0	0	0	0	1
Stuttgart	2	50.0%	0	0	1	0	1	0	0	0
Thessaloniki	2	0.0%	0	1	1	0	0	0	0	0
Tlalnepantla de Baz	2	0.0%	0	0	1	1	0	0	0	0
Trieste	2	50.0%	0	0	0	1	1	0	0	0
Turku	2	50.0%	0	0	1	0	0	1	0	0
Ulan-Ude	2	50.0%	0	0	1	0	1	0	0	0
Umea	2	0.0%	1	0	1	0	0	0	0	0
Venice	2	50.0%	0	0	1	0	0	0	1	0
Vermont	2	0.0%	0	0	2	0	0	0	0	0
Vladikavkaz	2	0.0%	0	0	1	1	0	0	0	0
Volgograd	2	50.0%	0	0	1	0	0	0	0	1
Wan Chai	2	0.0%	0	1	1	0	0	0	0	0
Yaroslavi	2	50.0%	0	0	1	0	0	1	0	0
Yiwa	2	0.0%	1	0	1	0	0	0	0	0
Zurich	2	0.0%	0	1	1	0	0	0	0	0



AGENDA

ITEM #10

EO Report



MEMORANDUM

DATE	December 12, 2022
TO	Chairman Peter Villegas and Commissioners California State Athletic Commission
FROM	Andy Foster, Executive Officer California State Athletic Commission
SUBJECT	Agenda Item #10— Executive Officer’s Report

A. Budget Update for the Support Fund, the Neurological Fund, and Pension program

As of December 8, 2022, the Commission has deposited \$996,965.35 to the support fund, \$14,311.75 to the neurological fund, and \$43,143.72 to the Boxer Pension Fund.

As you can see in the attached Raymond James statement, the Pension Investment account has approximately \$4.578 million dollars as of November 30, 2022.

B. Report on Pending and Proposed Regulations

- 1. Dehydration and Rehydration** (Amendment to Title 4, California Code of Regulations section 299.) Commission staff sent the first draft of the proposed language and the initial regulatory documents including the Notice, the Initial Statement of Reasons, and the Statement of Economic Interest to DCA Regulations Unit for review and approval. Commission staff is currently working on making the changes proposed by the DCA Regulations Unit to the draft language and the initial regulatory documents.
- 2. Pension Plan** (Amendment to Title 4, California Code of Regulations sections 401- 408.) This proposed language to remove the Break In Service requirement and to clarify how the Commission calculates the pension assessment as it relates to complimentary tickets issues versus redeemed. Commission staff has been working closely with DCA Regulations Unit and Benefit Resources on finalizing the proposed language.

C. Status Update of Delegated Entities

- California Amateur Mixed Martial Arts Organizations (CAMO)- J.T Steele
- USA Boxing (USA Boxing)- Mike McAtee
- United States Fight League (USFL)- Jon Frank
- International Kickboxing Federation (IKF)- Toni Fossum

D. Staffing Update

The Commission is operating with one (1) Associate Analyst, one (1) Staff Analyst, the Chief Athletic Inspector, the Assistant Chief Athletic Inspector, the AEO and myself. The Commission currently has three (3) vacancies.

E. Upcoming Event Schedule

The Commission has three events scheduled for the remainder of the 2022 calendar year.

December 17, 2022- Golden Boy Promotions

NABF Welterweight Title

Raul Curiel vs Brad Solomon

December 17, 2022- Akaizo Promotions (Muay Thai)

December 17, 2022- Toscano Boxing Promotions

10a
Budget Update

Department of Consumer Affairs

Expenditure Report

California State Athletic Commission

Reporting Structure(s): 11110430 Boxers Pension

Fiscal Month: 4

Fiscal Year: 2022 - 2023

Run Date: 12/01/2022

PERSONAL SERVICES

Fiscal Code	Line Item	Budget	Current Month	YTD	Encumbrance	YTD + Encumbrance	Balance
5100 PERMANENT POSITIONS		\$48,000	\$0	\$0	\$0	\$0	\$48,000
5100000000	Earnings - Perm Civil Svc Empl	\$48,000	\$0	\$0	\$0	\$0	\$48,000
5150 STAFF BENEFITS		\$24,000	\$0	\$0	\$0	\$0	\$24,000
5150150000	Dental Insurance	\$6,000	\$0	\$0	\$0	\$0	\$6,000
5150350000	Health Insurance	\$9,000	\$0	\$0	\$0	\$0	\$9,000
5150500000	OASDI	\$3,000	\$0	\$0	\$0	\$0	\$3,000
5150600000	Retirement - General	\$6,000	\$0	\$0	\$0	\$0	\$6,000
PERSONAL SERVICES		\$72,000	\$0	\$0	\$0	\$0	\$72,000

OPERATING EXPENSES & EQUIPMENT

Fiscal Code	Line Item	Budget	Current Month	YTD	Encumbrance	YTD + Encumbrance	Balance
5301 GENERAL EXPENSE		\$24,000	\$0	\$0	\$0	\$0	\$24,000
5301400000	Goods - Other	\$24,000	\$0	\$0	\$0	\$0	\$24,000
5306 POSTAGE		\$1,000	\$0	\$0	\$0	\$0	\$1,000
5306700000	Postage - Other	\$1,000	\$0	\$0	\$0	\$0	\$1,000
53202-204 IN STATE TRAVEL		\$1,000	\$0	\$0	\$0	\$0	\$1,000
5320490000	Travel - In State - Other	\$1,000	\$0	\$0	\$0	\$0	\$1,000
53404-53405 C/P SERVICES (EXTERNAL)		\$7,000	\$0	\$0	\$42,026	\$42,026	-\$35,026
5340580000	Consult & Prof Svcs Extern Oth	\$0	\$0	\$0	\$42,026	\$42,026	-\$42,026
5340580001	Court Reporter Servs	\$7,000	\$0	\$0	\$0	\$0	\$7,000
5342 DEPARTMENT PRORATA		\$18,000	\$0	\$9,000	\$0	\$9,000	\$9,000
5342500055	Consumer Client Servs Div CCSD	\$18,000	\$0	\$9,000	\$0	\$9,000	\$9,000
OPERATING EXPENSES & EQUIPMENT		\$51,000	\$0	\$9,000	\$42,026	\$51,026	-\$26
OVERALL TOTALS		\$123,000	\$0	\$9,000	\$42,026	\$51,026	\$71,974

Department of Consumer Affairs

Revenue Report

California State Athletic Commission

Reporting Structure(s): 11110430 Boxers Pension

Fiscal Month: 4

Fiscal Year: 2022 - 2023

Run Date: 12/02/2022

Revenue

	Fiscal Code	Line Item	Budget	Current Month	YTD	Balance
Other Revenue			\$0	\$8,925	\$35,513	-\$35,513
	4163000000	Investment Income - Surplus Money Investments	\$0	\$617	\$617	-\$617
	4170910001	9250 BOXERS PENSION FD MEMBER	\$0	\$8,309	\$34,897	-\$34,897
Revenue			\$0	\$8,925	\$35,513	-\$35,513

Department of Consumer Affairs

Expenditure Report

California State Athletic Commission

Reporting Structure(s): 11110420 Neurological Account

Fiscal Month: 4

Fiscal Year: 2022 - 2023

Run Date: 12/01/2022

PERSONAL SERVICES

Fiscal Code	Line Item	Budget	Current Month	YTD	Encumbrance	YTD + Encumbrance	Balance
5100 PERMANENT POSITIONS		\$7,000	\$0	\$0	\$0	\$0	\$7,000
5100000000	Earnings - Perm Civil Svc Empl	\$7,000	\$0	\$0	\$0	\$0	\$7,000
PERSONAL SERVICES		\$7,000	\$0	\$0	\$0	\$0	\$7,000

OPERATING EXPENSES & EQUIPMENT

Fiscal Code	Line Item	Budget	Current Month	YTD	Encumbrance	YTD + Encumbrance	Balance
5302 PRINTING		\$1,000	\$0	\$0	\$0	\$0	\$1,000
5302900000	Printing - Other	\$1,000	\$0	\$0	\$0	\$0	\$1,000

Fiscal Code	Line Item	Budget	Current Month	YTD	Encumbrance	YTD + Encumbrance	Balance
5306 POSTAGE		\$1,000	\$0	\$0	\$0	\$0	\$1,000
5306700000	Postage - Other	\$1,000	\$0	\$0	\$0	\$0	\$1,000

Fiscal Code	Line Item	Budget	Current Month	YTD	Encumbrance	YTD + Encumbrance	Balance
5324 FACILITIES		\$3,000	\$0	\$0	\$0	\$0	\$3,000
5324350000	Rents and Leases	\$3,000	\$0	\$0	\$0	\$0	\$3,000

Fiscal Code	Line Item	Budget	Current Month	YTD	Encumbrance	YTD + Encumbrance	Balance
53404-53405 C/P SERVICES (EXTERNAL)		\$43,000	\$0	\$0	\$0	\$0	\$43,000
5340580001	Court Reporter Servs	\$43,000	\$0	\$0	\$0	\$0	\$43,000

Fiscal Code	Line Item	Budget	Current Month	YTD	Encumbrance	YTD + Encumbrance	Balance
5342 DEPARTMENTAL SERVICES		\$0	\$32	\$32	\$0	\$32	-\$32
5342600000	Departmental Services - Other	\$0	\$32	\$32	\$0	\$32	-\$32

Fiscal Code	Line Item	Budget	Current Month	YTD	Encumbrance	YTD + Encumbrance	Balance
5362-5368 EQUIPMENT		\$0	\$22,750	\$22,750	\$0	\$22,750	-\$22,750
5368930000	Software	\$0	\$22,750	\$22,750	\$0	\$22,750	-\$22,750

Fiscal Code	Line Item	Budget	Current Month	YTD	Encumbrance	YTD + Encumbrance	Balance
5390 OTHER ITEMS OF EXPENSE		\$0	\$118	\$118	\$0	\$118	-\$118
5390400000	Late Pymt Penalties - GC 927	\$0	\$118	\$118	\$0	\$118	-\$118
OPERATING EXPENSES & EQUIPMENT		\$48,000	\$22,900	\$22,900	\$0	\$22,900	\$25,100

OVERALL TOTALS		\$55,000	\$22,900	\$22,900	\$0	\$22,900	\$32,100
----------------	--	----------	----------	----------	-----	----------	----------

Department of Consumer Affairs

Revenue Report

California State Athletic Commission

Reporting Structure(s): 11110420 Neurological Account

Fiscal Month: 4

Fiscal Year: 2022 - 2023

Run Date: 12/02/2022

Revenue

Fiscal Code	Line Item	Budget	Current Month	YTD	Balance
Other Regulatory Fees		\$0	\$1,801	\$12,270	-\$12,270
4129200017	0492 Boxer'S Neurological Exam	\$0	\$1,801	\$12,270	-\$12,270
Other Revenue		\$0	\$1,194	\$1,194	-\$1,194
4163000000	Investment Income - Surplus Money Investments	\$0	\$1,194	\$1,194	-\$1,194
Revenue		\$0	\$2,995	\$13,464	-\$13,464

Department of Consumer Affairs

Expenditure Report

California State Athletic Commission
 Reporting Structure(s): 11110410 Support
 Fiscal Month: 4
 Fiscal Year: 2022 - 2023
 Run Date: 12/01/2022

PERSONAL SERVICES

Fiscal Code	Line Item	Budget	Current Month	YTD	Encumbrance	YTD + Encumbrance	Balance
5100 PERMANENT POSITIONS		\$301,000	\$41,782	\$171,238	\$0	\$171,238	\$129,762
5100000000	Earnings - Perm Civil Svc Empl	\$216,000	\$28,959	\$120,256	\$0	\$120,256	\$95,744
5105000000	Earnings-Exempt/Statutory Empl	\$85,000	\$12,823	\$50,982	\$0	\$50,982	\$34,018

Fiscal Code	Line Item	Budget	Current Month	YTD	Encumbrance	YTD + Encumbrance	Balance
5100 TEMPORARY POSITIONS		\$243,000	\$22,809	\$86,619	\$0	\$86,619	\$156,381
5100150002	Athletic Insp Msc 906, 910	\$243,000	\$22,809	\$86,619	\$0	\$86,619	\$156,381

Fiscal Code	Line Item	Budget	Current Month	YTD	Encumbrance	YTD + Encumbrance	Balance
5105-5108 PER DIEM, OVERTIME, & LUMP SUM		\$4,000	\$0	\$2,494	\$0	\$2,494	\$1,506
5105100002	Committee Mbrs 904,911,931,961	\$4,000	\$0	\$0	\$0	\$0	\$4,000
5108000000	OT Earn Oth than to Temp Help	\$0	\$0	\$2,494	\$0	\$2,494	-\$2,494

Fiscal Code	Line Item	Budget	Current Month	YTD	Encumbrance	YTD + Encumbrance	Balance
5150 STAFF BENEFITS		\$343,000	\$25,009	\$116,759	\$0	\$116,759	\$226,241
5150100000	Admin Fee-PT/Seasonal/Temp Emp	\$0	\$14	\$14	\$0	\$14	-\$14
5150150000	Dental Insurance	\$2,000	\$73	\$492	\$0	\$492	\$1,508
5150250000	Employee Assistance PGM Fee	\$0	\$65	\$197	\$0	\$197	-\$197
5150350000	Health Insurance	\$99,000	\$1,320	\$9,187	\$0	\$9,187	\$89,813
5150400000	Life Insurance	\$0	\$20	\$70	\$0	\$70	-\$70
5150450000	Medicare Taxation	\$2,000	\$907	\$3,644	\$0	\$3,644	-\$1,644
5150500000	OASDI	\$48,000	\$2,890	\$11,601	\$0	\$11,601	\$36,399
5150600000	Retirement - General	\$156,000	\$14,724	\$60,255	\$0	\$60,255	\$95,745
5150630000	Retirement - Pub Empl Misc	\$0	\$0	\$7,276	\$0	\$7,276	-\$7,276
5150750000	Vision Care	\$2,000	\$17	\$91	\$0	\$91	\$1,909
5150800000	Workers' Compensation	\$18,000	\$0	\$0	\$0	\$0	\$18,000
5150800004	SCIF Allocation Cost	\$0	\$0	\$7,864	\$0	\$7,864	-\$7,864
5150820000	Other Post-Employment Benefits	\$16,000	\$1,271	\$5,416	\$0	\$5,416	\$10,584
5150900000	Staff Benefits - Other	\$0	\$3,709	\$10,654	\$0	\$10,654	-\$10,654
PERSONAL SERVICES		\$891,000	\$89,600	\$377,110	\$0	\$377,110	\$513,890

OPERATING EXPENSES & EQUIPMENT

Fiscal Code	Line Item	Budget	Current Month	YTD	Encumbrance	YTD + Encumbrance	Balance
5301 GENERAL EXPENSE		\$240,000	\$3,128	\$11,373	\$15,761	\$27,134	\$212,866
5301150000	Conferences	\$0	\$0	\$7,762	\$0	\$7,762	-\$7,762
5301350000	Freight and Drayage	\$0	\$1,684	\$2,085	\$9,915	\$12,000	-\$12,000
5301400000	Goods - Other	\$240,000	\$0	\$0	\$593	\$593	\$239,407
5301450000	Library Pur excl UC/CSUC/Oth E	\$0	\$0	\$73	\$5,000	\$5,073	-\$5,073
5301700000	Office Supplies - Misc	\$0	\$1,444	\$1,444	\$253	\$1,697	-\$1,697
5301900000	Subscriptions	\$0	\$0	\$8	\$0	\$8	-\$8

Fiscal Code	Line Item	Budget	Current Month	YTD	Encumbrance	YTD + Encumbrance	Balance
5302 PRINTING		\$3,000	\$389	\$389	\$1,938	\$2,327	\$673
5302300000	Office Copiers - Maintenance	\$0	\$356	\$356	\$1,938	\$2,294	-\$2,294
5302700000	Pamphlets, Leaflets, Brochures	\$0	\$34	\$34	\$0	\$34	-\$34
5302900000	Printing - Other	\$3,000	\$0	\$0	\$0	\$0	\$3,000

Fiscal Code	Line Item	Budget	Current Month	YTD	Encumbrance	YTD + Encumbrance	Balance
5304 COMMUNICATIONS		\$7,000	\$246	\$446	\$0	\$446	\$6,554
5304220000	Central Communication - CALNET	\$0	\$10	\$10	\$0	\$10	-\$10
5304700000	Telephone Services	\$0	\$236	\$436	\$0	\$436	-\$436
5304800000	Communications - Other	\$7,000	\$0	\$0	\$0	\$0	\$7,000

Fiscal Code	Line Item	Budget	Current Month	YTD	Encumbrance	YTD + Encumbrance	Balance
5306 POSTAGE		\$10,000	\$0	\$0	\$0	\$0	\$10,000
5306700000	Postage - Other	\$10,000	\$0	\$0	\$0	\$0	\$10,000

Fiscal Code	Line Item	Budget	Current Month	YTD	Encumbrance	YTD + Encumbrance	Balance
53202-204 IN STATE TRAVEL		\$129,000	\$9,785	\$21,061	\$0	\$21,061	\$107,939
5320220000	Travel-In State-Per Diem Lodgi	\$0	\$726	\$726	\$0	\$726	-\$726
5320230000	Travel-In State-Per Diem Meals	\$0	\$1,498	\$3,424	\$0	\$3,424	-\$3,424
5320240000	Travel-In State-Per Diem Other	\$0	\$219	\$578	\$0	\$578	-\$578
5320420000	Travel-In State-Taxi & Shuttle	\$0	\$357	\$422	\$0	\$422	-\$422
5320420002	Uber-Transportation Network Co	\$0	\$0	\$428	\$0	\$428	-\$428
5320440000	Travel - In State -Private Car	\$0	\$6,985	\$15,465	\$0	\$15,465	-\$15,465
5320470000	Travel - In State - Rental Car	\$0	\$0	\$17	\$0	\$17	-\$17
5320490000	Travel - In State - Other	\$129,000	\$0	\$0	\$0	\$0	\$129,000

Fiscal Code	Line Item	Budget	Current Month	YTD	Encumbrance	YTD + Encumbrance	Balance
53206-208 OUT OF STATE TRAVEL		\$0	\$0	\$936	\$0	\$936	-\$936
5320620000	Travel - OST-Per Diem - Meals	\$0	\$0	\$821	\$0	\$821	-\$821
5320800000	Travel - OST - Commercial Air	\$0	\$0	\$35	\$0	\$35	-\$35
5320830000	Travel - OST - Private Car	\$0	\$0	\$80	\$0	\$80	-\$80

Fiscal Code	Line Item	Budget	Current Month	YTD	Encumbrance	YTD + Encumbrance	Balance
5322 TRAINING		\$6,000	\$0	\$0	\$4,995	\$4,995	\$1,005
5322400000	Training - Tuition & Registrat	\$6,000	\$0	\$0	\$4,995	\$4,995	\$1,005

Fiscal Code	Line Item	Budget	Current Month	YTD	Encumbrance	YTD + Encumbrance	Balance
5324 FACILITIES		\$79,000	\$6,302	\$2,605	\$51,351	\$53,957	\$25,043
5324350000	Rents and Leases	\$79,000	\$0	\$0	\$0	\$0	\$79,000
5324450000	Rent -Bldgs&Grounds(Non State)	\$0	\$6,302	\$2,605	\$51,351	\$53,957	-\$53,957
53402-53403 C/P SERVICES (INTERNAL)		\$145,000	\$8,161	\$112,470	\$0	\$112,470	\$32,530
5340310000	Legal - Attorney General	\$68,000	\$8,161	\$112,470	\$0	\$112,470	-\$44,470
5340330000	Consult & Prof Svcs-Interdept	\$77,000	\$0	\$0	\$0	\$0	\$77,000
53404-53405 C/P SERVICES (EXTERNAL)		\$32,000	\$0	\$5,427	\$4,793	\$10,220	\$21,781
5340480000	Health and Medical	\$0	\$0	\$5,206	\$4,793	\$9,999	-\$9,999
5340580000	Consult & Prof Svcs Extern Oth	\$0	\$0	\$221	\$0	\$221	-\$221
5340580001	Court Reporter Servs	\$32,000	\$0	\$0	\$0	\$0	\$32,000
5342 DEPARTMENT PRORATA		\$303,000	\$0	\$151,500	\$0	\$151,500	\$151,500
5342500050	Division of Investigation DOI	\$5,000	\$0	\$2,500	\$0	\$2,500	\$2,500
5342500055	Consumer Client Servs Div CCSD	\$298,000	\$0	\$149,000	\$0	\$149,000	\$149,000
5342 DEPARTMENTAL SERVICES		\$0	\$953	\$953	\$0	\$953	-\$953
5342600000	Departmental Services - Other	\$0	\$953	\$953	\$0	\$953	-\$953
5346 INFORMATION TECHNOLOGY		\$1,000	\$9	\$9	\$886	\$895	\$105
5346320000	IT Services - Hardware Maint	\$0	\$4	\$4	\$886	\$890	-\$890
5346340000	IT Services - Software Maint	\$0	\$5	\$5	\$0	\$5	-\$5
5346900000	Information Technology - Other	\$1,000	\$0	\$0	\$0	\$0	\$1,000
5362-5368 EQUIPMENT		\$5,000	\$1,500	\$1,500	\$5,250	\$6,750	-\$1,750
5362000000	Land Purchase & Non-Depre Impr	\$0	\$0	\$0	\$0	\$0	\$0
5368115000	Office Equipment	\$5,000	\$0	\$0	\$0	\$0	\$5,000
5368930000	Software	\$0	\$1,500	\$1,500	\$5,250	\$6,750	-\$6,750
5390 OTHER ITEMS OF EXPENSE		\$0	\$0	\$0	\$0	\$0	\$0
5390800000	Gasoline	\$0	\$0	\$0	\$0	\$0	\$0
54 SPECIAL ITEMS OF EXPENSE		\$0	\$0	\$1,256	\$0	\$1,256	-\$1,256
5490000000	Other Special Items of Expense	\$0	\$0	\$1,256	\$0	\$1,256	-\$1,256
OPERATING EXPENSES & EQUIPMENT		\$960,000	\$30,473	\$309,924	\$84,975	\$394,899	\$565,101
OVERALL TOTALS		\$1,851,000	\$120,073	\$687,034	\$84,975	\$772,008	\$1,078,992

Department of Consumer Affairs

Revenue Report

California State Athletic Commission

Reporting Structure(s): 11110410 Support

Fiscal Month: 4

Fiscal Year: 2022 - 2023

Run Date: 12/02/2022

Revenue

Fiscal Code	Line Item	Budget	Current Month	YTD	Balance
Other Regulatory Fees		\$0	\$160,437	\$730,468	-\$730,468
4129200011	0326 Commission Fines	\$0	\$6,900	\$17,060	-\$17,060
4129200012	0326 Mix Martial Arts Fee/Tax	\$0	\$2,642	\$13,297	-\$13,297
4129200013	0326 Boxing Gate Taxes	\$0	\$49,039	\$346,428	-\$346,428
4129200014	0326 Wrestling Gate Taxes	\$0	\$25,960	\$56,121	-\$56,121
4129200016	0326 Radio And Tv Gate Taxes	\$0	\$75,500	\$296,220	-\$296,220
4129200279	0326 Complementary Ticket Fee	\$0	\$397	\$1,341	-\$1,341

Fiscal Code	Line Item	Budget	Current Month	YTD	Balance
Other Regulatory License and Permits		\$0	\$13,820	\$61,950	-\$61,950
4129400030	0326 Second Lic Fee	\$0	\$7,300	\$32,800	-\$32,800
4129400031	0326 Prof Lic Fee Kickboxer	\$0	\$0	\$120	-\$120
4129400032	0326 Prof Lic Fee Martial Arts	\$0	\$1,920	\$5,220	-\$5,220
4129400035	0326 Manager Lic Fee	\$0	\$300	\$1,050	-\$1,050
4129400038	0326 Matchmaker License	\$0	\$200	\$400	-\$400
4129400039	0326 Pro Club-License Fee	\$0	\$0	\$1,000	-\$1,000
4129400045	0326 Timekeeper Lic Fee	\$0	\$0	\$100	-\$100
4129400046	0326 Boxer License Fee	\$0	\$3,120	\$15,420	-\$15,420
4129400047	0326 Prof Judge	\$0	\$300	\$600	-\$600
4129400048	0326 Federal Id Cards Boxing	\$0	\$360	\$2,320	-\$2,320
4129400049	0326 Fed Id Cards Martial Arts	\$0	\$120	\$320	-\$320
4129400050	0326 Prof App Fee Trainer	\$0	\$200	\$2,600	-\$2,600

Fiscal Code	Line Item	Budget	Current Month	YTD	Balance
Other Revenue		\$0	\$1,710	\$1,790	-\$1,790
4163000000	Investment Income - Surplus Money Investments	\$0	\$1,484	\$1,484	-\$1,484
4171400001	Canceled Warrants Revenue	\$0	\$226	\$226	-\$226
4172500016	Misc Revenue	\$0	\$0	\$5	-\$5
4172500017	Dishonored Check Fee	\$0	\$0	\$75	-\$75

Fiscal Code	Line Item	Budget	Current Month	YTD	Balance
Renewal Fees		\$0	\$3,450	\$19,300	-\$19,300
4127400017	0326 Renewal Timekeepers	\$0	\$0	\$100	-\$100
4127400023	0326 Renewal Manager	\$0	\$1,050	\$2,700	-\$2,700
4127400024	0326 Renewal Prof Referee	\$0	\$450	\$1,650	-\$1,650
4127400025	0326 Renewal Prof Judge	\$0	\$150	\$2,850	-\$2,850
4127400026	0326 Renewal Matchmaker	\$0	\$200	\$1,000	-\$1,000
4127400030	0326 Renewal Prof Club	\$0	\$1,000	\$10,000	-\$10,000
4127400031	0326 Renewal Prof Trainer	\$0	\$600	\$1,000	-\$1,000
Revenue		\$0	\$179,417	\$813,507	-\$813,507

California State Athletic Comm Account Summary

Advisory

Account No. 56658065

Closing Value \$4,578,811.90

ANDY FOSTER TTEE
U/A DTD JUL 1, 1981
CALIFORNIA STATE ATHLETIC COMM
FBO PROF BOXERS P/PL
2005 EVERGREEN ST STE 2010
SACRAMENTO CA 95815-3897104

CYRIL SHAH

Raymond James Financial Services, Inc.

Raymond James Financial Services Advisors, Inc.

RAYMOND JAMES FINANCIAL SVCS | 555 UNIVERSITY AVE STE 120 | SACRAMENTO, CA 95825 | (916) 713-2557

<https://www.raymondjames.com/theshahgroup> | Cyril.Shah@RaymondJames.com

Raymond James Client Services | 800-647-SERV (7378)

Monday - Friday 8 a.m. to 9 p.m. ET

Online Account Access | raymondjames.com/clientaccess

Statement Copies to: BETH HARRINGTON

Account Purpose

Wealth Accumulation with a moderately aggressive risk tolerance and a 10 to 20 year time horizon.

Activity

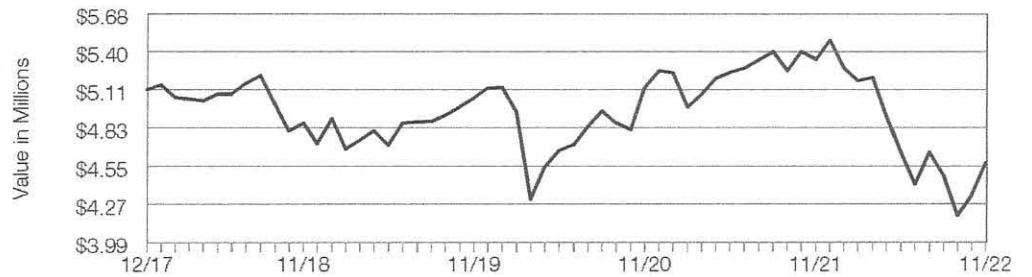
	This Statement		Year to Date	
Beginning Balance	\$	4,340,231.25	\$	5,482,173.72
Deposits	\$	0.00	\$	0.00
Income	\$	6,093.81	\$	85,466.25
Withdrawals	\$	0.00	\$	(300,000.00)
Expenses	\$	0.00	\$	(23,371.85)
Change in Value	\$	232,486.84	\$	(665,456.22)
Ending Balance	\$	4,578,811.90	\$	4,578,811.90

Time-Weighted Performance


See Understanding Your Statement for important information about these calculations.

	YTD	2021	2020
Performance Inception 10/24/07	(11.10)%	10.53%	9.03%

Value Over Time



Asset Allocation Analysis



Morningstar asset allocation information is as of 11/29/2022 (mutual funds & annuities) and 11/17/2022 (529s).



Cash & Cash Alternatives

Raymond James Bank Deposit Program †

Description	(Symbol)	Value	Estimated Income Yield	Estimated Annual Income
Raymond James Bank Deposit Program † - Selected Sweep Option				
Raymond James Bank		\$91,439.15	0.25%	\$228.59
Raymond James Bank Deposit Program Total		\$91,439.15		\$228.59

Your bank priority state: CA

Participating banks recently added: KeyBank National Association 11/30/2022; Customers Bank 11/30/2022; Webster Bank 08/31/2022; UBS Bank USA 08/01/2022

† Please see the Raymond James Bank Deposit Program on the Understanding Your Statement page.

Estimated Income Yield for RJB DP was calculated as of 11/28/2022.

Cash & Cash Alternatives Total		\$91,439.15		\$228.59
---	--	--------------------	--	-----------------

Exchange-Traded Products (ETPs) ✕

Exchange-Traded Funds

Description	(Symbol)	Quantity	Date Acquired	Unit Cost	Total Cost Basis	Price	Value	Estimated Income Yield	Estimated Annual Income	Gain or (Loss) Pct.	Gain or (Loss)
ISHARES TR CORE US AGGBD ET (AGG)		16,743.000		\$108.376	\$1,814,543.50	\$98.290	\$1,645,669.47	2.18%	\$35,913.74	(9.31)%	\$(168,874.03)
LOT 1		505.000	10/31/2011	\$109.992	\$55,545.71	\$98.290	\$49,636.45	2.18%	\$1,083.23	(10.64)%	\$(5,909.26)
LOT 2		240.000	03/06/2012	\$110.590	\$26,541.60	\$98.290	\$23,589.60	2.18%	\$514.80	(11.12)%	\$(2,952.00)
LOT 3		169.000	09/10/2012	\$111.797	\$18,893.66	\$98.290	\$16,611.01	2.18%	\$362.51	(12.08)%	\$(2,282.65)
LOT 4		818.000	04/01/2013	\$110.540	\$90,421.56	\$98.290	\$80,401.22	2.18%	\$1,754.61	(11.08)%	\$(10,020.34)
LOT 5		105.000	09/17/2013	\$105.980	\$11,127.89	\$98.290	\$10,320.45	2.18%	\$225.23	(7.26)%	\$(807.44)
LOT 6		3,030.000	02/17/2015	\$110.490	\$334,784.09	\$98.290	\$297,818.70	2.18%	\$6,499.35	(11.04)%	\$(36,965.39)
LOT 7		1,878.000	08/17/2015	\$109.310	\$205,283.99	\$98.290	\$184,588.62	2.18%	\$4,028.31	(10.08)%	\$(20,695.37)
LOT 8		1,338.000	08/16/2016	\$112.460	\$150,471.21	\$98.290	\$131,512.02	2.18%	\$2,870.01	(12.60)%	\$(18,959.19)
LOT 9		1,038.000	01/11/2017	\$108.500	\$112,622.69	\$98.290	\$102,025.02	2.18%	\$2,226.51	(9.41)%	\$(10,597.67)



Exchange-Traded Products (ETPs) (continued) *

Exchange-Traded Funds (continued)

Description (Symbol)	Quantity	Date Acquired	Unit Cost	Total Cost Basis	Price	Value	Estimated Income Yield	Estimated Annual Income	Gain or (Loss) Pct.	Gain or (Loss)
LOT 10	2,827.000	11/14/2017	\$109.110	\$308,453.40	\$98.290	\$277,865.83	2.18%	\$6,063.92	(9.92)%	\$(30,587.57)
LOT 11	150.000	09/24/2018	\$105.380	\$15,806.99	\$98.290	\$14,743.50	2.18%	\$321.75	(6.73)%	\$(1,063.49)
LOT 12	428.000	01/27/2021	\$117.607	\$50,335.92	\$98.290	\$42,068.12	2.18%	\$918.06	(16.43)%	\$(8,267.80)
LOT 13	834.000	05/03/2022	\$102.760	\$85,701.76	\$98.290	\$81,973.86	2.18%	\$1,786.93	(4.35)%	\$(3,727.90)
LOT 14	1,278.000	05/23/2022	\$103.100	\$131,761.80	\$98.290	\$125,614.62	2.18%	\$2,741.31	(4.67)%	\$(6,147.18)
LOT 15	135.000	06/28/2022	\$100.635	\$13,585.73	\$98.290	\$13,269.15	2.18%	\$269.58	(2.33)%	\$(316.58)
LOT 16	1,970.000	08/11/2022	\$103.150	\$203,205.50	\$98.290	\$193,631.30	2.18%	\$4,225.65	(4.71)%	\$(9,574.20)
ISHARES TR CORE S&P SCP ETF (IJR)	1,413.000		\$71.674	\$101,275.90	\$101.840	\$143,899.92	1.63%	\$2,345.58	42.09%	\$42,624.02
LOT 1	854.000	01/11/2017	\$68.860	\$58,806.44	\$101.840	\$86,971.36	1.63%	\$1,417.64	47.89%	\$28,164.92
LOT 2	308.000	02/07/2018	\$75.440	\$23,235.49	\$101.840	\$31,366.72	1.63%	\$511.28	34.99%	\$8,131.23
LOT 3	213.000	03/02/2020	\$73.525	\$15,660.83	\$101.840	\$21,691.92	1.63%	\$353.58	38.51%	\$6,031.09
LOT 4	38.000	06/28/2022	\$94.030	\$3,573.14	\$101.840	\$3,869.92	1.63%	\$63.08	8.31%	\$296.78
ISHARES TR JPMORGAN USD EMG (EMB)	1,567.000		\$110.424	\$173,034.61	\$86.430	\$135,435.81	4.98%	\$6,747.50	(21.73)%	\$(37,598.80)
LOT 1	1,322.000	02/08/2021	\$114.090	\$150,826.58	\$86.430	\$114,260.46	4.98%	\$5,692.40	(24.24)%	\$(36,566.12)
LOT 2	245.000	05/03/2022	\$90.645	\$22,208.03	\$86.430	\$21,175.35	4.98%	\$1,054.95	(4.65)%	\$(1,032.66)
ISHARES TR MSCI USA MIN VOL (USMV)	2,994.000	11/18/2019	\$64.395	\$192,798.63	\$75.260	\$225,328.44	1.43%	\$3,212.56	16.87%	\$32,529.81
ISHARES TR CORE MSCI EAFE (IEFA)	7,439.000		\$65.755	\$489,149.81	\$63.050	\$469,028.95	4.31%	\$20,226.64	(4.11)%	\$(20,120.86)
LOT 1	714.000	11/14/2017	\$64.471	\$46,032.12	\$63.050	\$45,017.70	4.31%	\$1,941.29	(2.20)%	\$(1,014.42)
LOT 2	4,258.000	02/07/2018	\$66.431	\$282,861.37	\$63.050	\$268,466.90	4.31%	\$11,577.08	(5.09)%	\$(14,394.47)
LOT 3	1,464.000	05/15/2018	\$67.332	\$98,573.42	\$63.050	\$92,305.20	4.31%	\$3,980.47	(6.36)%	\$(6,268.22)
LOT 4	265.000	09/24/2018	\$64.658	\$17,134.26	\$63.050	\$16,708.25	4.31%	\$720.51	(2.49)%	\$(426.01)

Exchange-Traded Products (ETPs) (continued) *

Exchange-Traded Funds (continued)

Description (Symbol)	Quantity	Date Acquired	Unit Cost	Total Cost Basis	Price	Value	Estimated Income Yield	Estimated Annual Income	Gain or (Loss) Pct.	Gain or (Loss)
LOT 5	104.000	02/15/2019	\$59.530	\$6,191.07	\$63.050	\$6,557.20	4.31%	\$282.77	5.91%	\$366.13
LOT 6	183.000	03/02/2020	\$58.616	\$10,726.67	\$63.050	\$11,538.15	4.31%	\$497.56	7.57%	\$811.48
LOT 7	136.000	05/03/2022	\$65.036	\$8,844.90	\$63.050	\$8,574.80	4.31%	\$369.77	(3.05)%	\$(270.10)
LOT 8	315.000	06/28/2022	\$59.638	\$18,786.00	\$63.050	\$19,860.75	4.31%	\$856.45	5.72%	\$1,074.75
ISHARES TR MSCI USA SMCP MN (SMMV)	2,677.000	06/08/2020	\$30.660	\$82,076.82	\$36.190	\$96,880.63	1.22%	\$1,183.23	18.04%	\$14,803.81
ISHARES TR BROAD USD HIGH (USHY)	9,546.000		\$39.417	\$376,278.33	\$35.450	\$338,405.70	5.90%	\$19,960.69	(10.07)%	\$(37,872.63)
LOT 1	7,743.000	06/08/2020	\$39.380	\$304,919.34	\$35.450	\$274,489.35	5.90%	\$16,190.61	(9.98)%	\$(30,429.99)
LOT 2	1,178.000	01/27/2021	\$41.178	\$48,507.78	\$35.450	\$41,760.10	5.90%	\$2,463.20	(13.91)%	\$(6,747.68)
LOT 3	474.000	05/03/2022	\$37.105	\$17,587.77	\$35.450	\$16,803.30	5.90%	\$991.13	(4.46)%	\$(784.47)
LOT 4	151.000	06/28/2022	\$34.857	\$5,263.44	\$35.450	\$5,352.95	5.90%	\$315.74	1.70%	\$89.51
SPDR S&P DIVIDEND ETF (SDY)	1,756.000		\$89.965	\$157,979.25	\$131.300	\$230,562.80	2.49%	\$5,750.90	45.94%	\$72,583.55
LOT 1	326.000	02/17/2015	\$79.352	\$25,868.65	\$131.300	\$42,803.80	2.49%	\$1,067.65	65.47%	\$16,935.15
LOT 2	1,386.000	02/07/2018	\$92.225	\$127,823.71	\$131.300	\$181,981.80	2.49%	\$4,539.15	42.37%	\$54,158.09
LOT 3	44.000	03/02/2020	\$97.429	\$4,286.89	\$131.300	\$5,777.20	2.49%	\$144.10	34.76%	\$1,490.31
VANGUARD INDEX FUNDS S&P 500 ETF SHS NEW (VOO)	2,699.000		\$245.903	\$663,690.86	\$374.490	\$1,010,748.51	1.55%	\$15,675.79	52.29%	\$347,057.65
LOT 1	960.000	01/11/2017	\$208.190	\$199,862.40	\$374.490	\$359,510.40	1.55%	\$5,575.58	79.88%	\$159,648.00
LOT 2	1,452.000	02/07/2018	\$248.991	\$361,534.98	\$374.490	\$543,759.48	1.55%	\$8,433.07	50.40%	\$182,224.50
LOT 3	187.000	02/08/2021	\$358.270	\$66,996.49	\$374.490	\$70,029.63	1.55%	\$1,086.08	4.53%	\$3,033.14
LOT 4	100.000	06/28/2022	\$352.970	\$35,296.99	\$374.490	\$37,449.00	1.55%	\$580.79	6.10%	\$2,152.01
VANGUARD MID-CAP ETF (VO)	884.000		\$241.290	\$213,300.46	\$216.530	\$191,412.52	1.42%	\$2,710.34	(10.26)%	\$(21,887.94)



Exchange-Traded Products (ETPs) (continued) ^x

Exchange-Traded Funds (continued)

Description (Symbol)	Quantity	Date Acquired	Unit Cost	Total Cost Basis	Price	Value	Estimated Income Yield	Estimated Annual Income	Gain or (Loss) Pct.	Gain or (Loss)
LOT 1	838.000	08/11/2021	\$243.530	\$204,078.14	\$216.530	\$181,452.14	1.42%	\$2,569.22	(11.09)%	\$(22,626.00)
LOT 2	46.000	06/28/2022	\$200.485	\$9,222.32	\$216.530	\$9,960.38	1.42%	\$141.03	8.00%	\$738.06
Exchange-Traded Funds Total						\$4,487,372.75	2.53%	\$113,726.97	5.24%	\$223,244.58
Exchange-Traded Products Total						\$4,487,372.75	2.53%	\$113,726.97	5.24%	\$223,244.58

^x Please see the Exchange-Traded Products on the Understanding Your Statement page.

Portfolio Total \$4,578,811.90

Log in to Client Access at <https://www.raymondjames.com/clientaccess> to view additional position details, filter, sort, or download up to 18 months of activity and see available delivery options for account documents.

Activity Summary

Income			Withdrawals			Purchases		
Type	This Statement	Year to Date	Type	This Statement	Year to Date	Type	This Statement	Year to Date
Dividends	\$6,076.86	\$84,602.09	Withdrawals	\$0.00	\$(300,000.00)	Purchases	\$0.00	\$(560,335.97)
Dividends/Interest - 2021	\$0.00	\$783.41	Total Withdrawals	\$0.00	\$(300,000.00)	Total Purchases	\$0.00	\$(560,335.97)
Interest at RJ Bank Deposit Program	\$16.95	\$80.75	Expenses			Sales / Redemptions		
Total Income	\$6,093.81	\$85,466.25	Type	This Statement	Year to Date	Type	This Statement	Year to Date
			Fees	\$0.00	\$(23,371.85)	Sales	\$0.00	\$684,291.12
			Total Expenses	\$0.00	\$(23,371.85)	Total Sales/Redemptions	\$0.00	\$684,291.12

Activity Detail

Date	Activity Category	Activity Type	Description (Symbol or CUSIP)	Quantity	Price	Amount	Cash Balance	Additional Detail
			Beginning Balance				\$85,345.34	
11/07/2022	Income	Dividend	ISHARES TR JPMORGAN USD EMG (EMB)			\$597.90	\$85,943.24	\$.38156 per share x 1,567.000 shares
11/07/2022	Income	Dividend	ISHARES TR BROAD USD HIGH (USHY)			\$1,861.47	\$87,804.71	\$.19500 per share x 9,546.000 shares
11/07/2022	Income	Dividend	ISHARES TR CORE US AGGBD ET (AGG)			\$3,617.49	\$91,422.20	\$.21606 per share x 16,743.000 shares
11/30/2022	Income	Interest at RJ Bank Deposit Program	Raymond James Bank Deposit Program			\$16.95	\$91,439.15	



Realized Capital Gains & Losses ^o

Short Term

Description (Symbol or CUSIP)	Quantity	Opening Date	Opening Amount	Closing Date	Closing Amount	Gain or (Loss) Pct.	Gain or (Loss)
VANGUARD MID-CAP ETF (VO)	34.000	08/11/2021	\$8,280.02	05/03/2022	\$7,543.39	(8.89)%	\$(736.63)
ISHARES TR CORE 1 5 YR USD (ISTB)	111.000	05/03/2022	\$5,298.59	08/11/2022	\$5,285.70	(0.24)%	\$(12.89)
Net Short-Term Gain / Loss Total			\$13,578.61		\$12,829.09	(5.52)%	\$(749.52)

^o Please see Cost Basis on the Understanding Your Statement page.

Long Term

Description (Symbol or CUSIP)	Quantity	Opening Date	Opening Amount	Closing Date	Closing Amount	Gain or (Loss) Pct.	Gain or (Loss)
ISHARES TR CORE US AGGBD ET (AGG)	32.000	11/01/2010	\$3,468.16	05/03/2022	\$3,281.29	(5.38)%	\$(186.87)
ISHARES TR CORE US AGGBD ET (AGG)	194.000	10/31/2011	\$21,338.35	05/03/2022	\$19,892.79	(6.77)%	\$(1,445.56)
ISHARES TR CORE S&P SCP ETF (IJR)	62.000	01/11/2017	\$4,269.32	05/03/2022	\$6,204.61	45.33%	\$1,935.29
ISHARES TR CORE S&P SCP ETF (IJR)	43.000	01/11/2017	\$2,960.98	05/03/2022	\$4,358.67	47.20%	\$1,397.69
ISHARES TR MSCI USA MIN VOL (USMV)	467.000	11/18/2019	\$30,072.47	05/03/2022	\$34,270.15	13.95%	\$4,197.68
ISHARES TR MSCI USA MIN VOL (USMV)	66.000	11/18/2019	\$4,250.07	05/03/2022	\$4,855.61	14.24%	\$605.54
ISHARES TR CORE MSCI EAFE (IEFA)	154.000	11/14/2017	\$9,928.50	05/03/2022	\$10,036.89	1.09%	\$108.39
ISHARES TR CORE 1 5 YR USD (ISTB)	139.000	11/18/2019	\$7,006.41	05/03/2022	\$6,630.27	(5.36)%	\$(376.14)
ISHARES TR MSCI USA SMCP MN (SMMV)	152.000	06/08/2020	\$4,660.32	05/03/2022	\$5,361.03	15.03%	\$700.71
ISHARES TR BROAD USD HIGH (USHY)	178.000	06/08/2020	\$7,009.64	05/03/2022	\$6,593.26	(5.94)%	\$(416.38)
SPDR S&P DIVIDEND ETF (SDY)	9.000	03/07/2011	\$481.12	05/03/2022	\$1,117.03	132.17%	\$635.91
SPDR S&P DIVIDEND ETF (SDY)	380.000	02/17/2015	\$30,153.65	05/03/2022	\$47,163.46	56.41%	\$17,009.81
SPDR S&P DIVIDEND ETF (SDY)	53.000	02/17/2015	\$4,205.84	05/03/2022	\$6,645.85	58.02%	\$2,440.21
VANGUARD INDEX FUNDS S&P 500 ETF SHS NEW (VOO)	319.000	01/11/2017	\$86,412.61	05/03/2022	\$121,782.41	83.37%	\$55,369.80
VANGUARD INDEX FUNDS S&P 500 ETF SHS NEW (VOO)	70.000	01/11/2017	\$14,573.30	05/03/2022	\$26,860.27	84.31%	\$12,286.97
ISHARES TR CORE 1 5 YR USD (ISTB)	3,991.000	11/18/2019	\$201,169.54	05/23/2022	\$190,885.15	(5.11)%	\$(10,284.39)
ISHARES TR CORE 1 5 YR USD (ISTB)	3,343.000	11/18/2019	\$188,506.59	08/11/2022	\$159,190.01	(5.52)%	\$(9,316.58)

Realized Capital Gains & Losses (continued) ^o

Long Term (continued)

Description (Symbol or CUSIP)	Quantity	Opening Date	Opening Amount	Closing Date	Closing Amount	Gain or (Loss) Pct.	Gain or (Loss)
ISHARES TR CORE 1 5 YR USD (ISTB)	343.000	01/27/2021	\$17,725.86	08/11/2022	\$16,333.28	(7.85)%	\$(1,392.58)
Net Long-Term Gain / Loss Total			\$598,192.53		\$671,462.03	12.25%	\$73,269.50

^o Please see Cost Basis on the Understanding Your Statement page.

Summary of Gains & Losses

	Year To Date
Short-Term Gain	\$0.00
Short-Term Loss	\$(749.52)
Long-Term Gain	\$96,688.00
Long-Term Loss	\$(23,418.50)
Net Gain / Loss Total	\$72,519.98



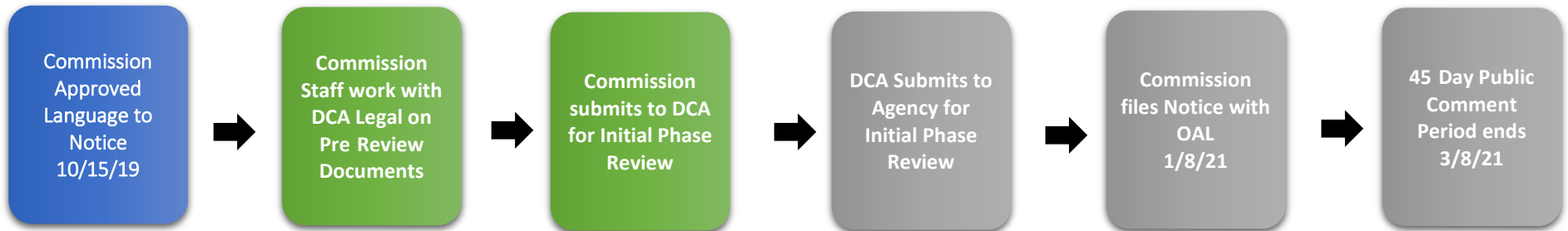
10b

Report on Pending and Proposed Regulations

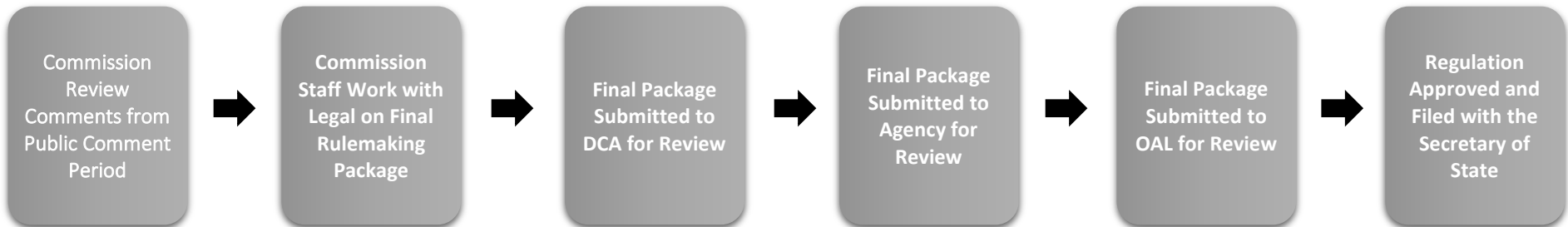
2022 Rulemaking Update

Dehydration and Rehydration

Initial Phase:



Final Phase:



Summary: This proposal will set a maximum weight gain from day of weigh-in to day of competition.

Green: Current Status

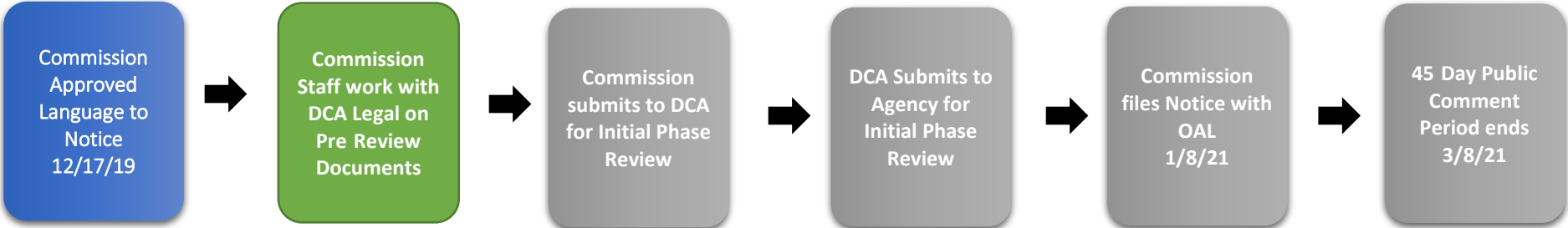
Blue: Completed

Gray: Remaining Steps

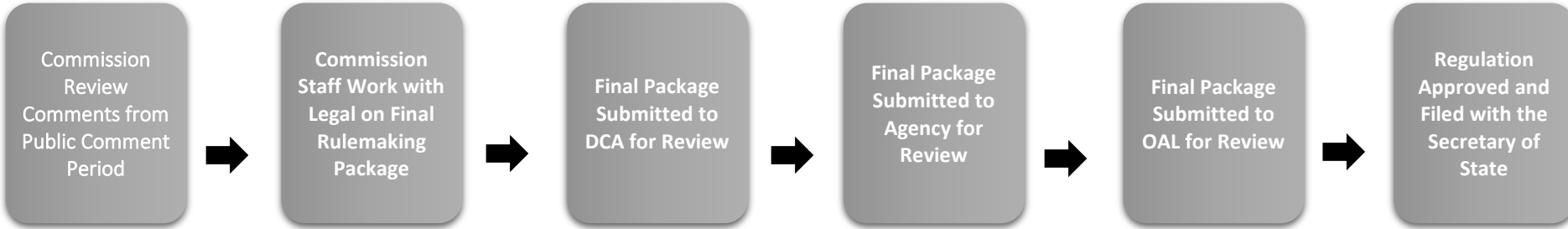
2022 Rulemaking Update

Pension Plan

Initial Phase



Final Phase



Summary: This proposal will remove the break in service from the Boxer Pension Plan eligibility requirements and to clean the language up making it internally consistent.

Green: Current Status

Blue: Completed

Gray: Remaining Steps

10c

Status Update of Delegated Entities

**California Amateur
Mixed Martial Arts Organization(CAMO)-
J.T Steele**



December 7, 2022

To: California State Athletic Commission (“CSAC”)

From: California Amateur Mixed Martial Arts Organization, Inc. (“CAMO”)

Re: CAMO UPDATE / DOCUMENT REQUEST

Below and attached please find a CAMO update and report in anticipation of the regularly scheduled CSAC meeting scheduled for December 12, 2022 via Zoom virtual conference:

1. CAMO SAFETY AND SUSPENSION REPORT: UPDATE

There have been no major injuries of a heightened concern for the commission to review since the last CAMO report at on October 24, 2022. All suspensions since the October 24, 2022 meeting are attached hereto as Exhibit 1.

2. FINANCIAL REPORT:

We are pleased to report that CAMO’s reserve accounts have gradually replenished following the extended closure during the COVID pandemic. CAMO is entering the seasonal slowdown which is to be expected and we are well-positioned for the same.

3. INDEPENDENT INSPECTOR CERTIFICATION:

CAMO is working with referee Herb Dean to develop an independent, inspector training certification course. Unlike referees and judges, inspector training does not have an independent training course or certification process; training is done “on-the-job” and through shadowing programs. An independent curriculum and certification process will help officials learn at a faster pace and have pride in their work and accomplishments. The work of athletic inspectors often goes unnoticed and devoid of the recognition received by their regulatory teammates. Nevertheless, the work of the athletic inspector is paramount to our commitment to safety and integrity. We look forward to reporting on the success of this initiative in the near future.

4. OFFICIALS TRAINING:

Sourcing and developing officials and inspectors is a continual part of CAMO’s mission. We are pleased to report that 2022 was one of the most successful years in recent past in developing quality ringside officials in southern California. Looking forward to 2023, CAMO will be focused on recruiting and training more ringside officials throughout central and northern California that will serve CSAC well in the coming years.

5. CAMO UPCOMING EVENTS:

As requested by the Commission, attached please find our upcoming event calendar (Exhibit 2) that is also maintained on our website: www.camomma.org. It is always our pleasure to have a member of the Commission visit our events and we invite you to attend the same.

In closing, thank you for you for your continued support and we look forward to a wonderful 2023.

Sincerely,

JT Steele | President, California Amateur Mixed Martial Arts Organization, Inc.

EXHIBIT 1

Date Issued	Days	Expires	Injury Type	Status	Notes
12/3/22	45	1/17/23	KO	suspended	
12/3/22	45	1/17/23	TKO	suspended	
12/3/22	45	1/17/23	TKO	suspended	
12/3/22	45	1/17/23	TKO	suspended	
12/3/22	60	2/1/23	Cut	suspended	60/60 2 facial lacerations OR cleared by dr
12/3/22	60	2/1/23	Cut	suspended	60/60 facial laceration OR cleared by dr
11/19/22	45	1/3/23	TKO	suspended	
11/19/22	45	1/3/23	TKO	suspended	
11/19/22	45	1/3/23	TKO	suspended	
11/19/22	45	1/3/23	TKO	suspended	
11/19/22	45	1/3/23	TKO	suspended	
11/19/22	45	1/3/23	TKO	suspended	
11/19/22	180	5/18/23	Hyperextensi	suspended	180/180 both knee caps & left foot OR cleared by ORTHO
11/19/22	180	5/18/23	Possible Frag	suspended	180/180 possible hand FX OR cleared by ORTHO
11/19/22	60	1/18/23	Cut	suspended	60/60 L eyebrow laceration OR cleared by dr
11/12/22	45	12/27/22	TKO	suspended	
11/12/22	45	12/27/22	TKO	suspended	
11/12/22	60	1/11/23	Cut	suspended	60/60 laceration L cheek OR cleared by dr
11/12/22	60	1/11/23	Cut	suspended	60/60 R dorsal middle finger laceration OR cleared by dr
11/12/22	30	12/12/22	Eye Injury	suspended	30/30 Finger poke to L eye OR cleared by dr
11/12/22	45	12/27/22	TKO	suspended	
11/12/22	45	12/27/22	TKO	suspended	
11/12/22	45	12/27/22	TKO	suspended	
11/12/22	45	12/27/22	TKO	suspended	
11/12/22	45	12/27/22	TKO	suspended	
11/12/22	45	12/27/22	TKO	suspended	
11/11/22	45	12/26/22	TKO	suspended	
11/11/22	45	12/26/22	TKO	suspended	
11/11/22	45	12/26/22	KO	suspended	

11/11/22	Indef		Hard Bout	suspended	Indefinite: possible concussion OR dr clearance.
11/11/22	45	12/26/22	Hard Bout	suspended	
11/11/22	180	5/10/23	Possible Frac	suspended	180/180 R elbow pain after armbar, possible FX dislocation UCL rupture OR cleared by ORTHO
11/11/22	Indef		Hard Bout	suspended	Indefinite: Possible concussion OR cleared by dr
11/11/22	Indef		Eye Injury	suspended	Indefinite: injury to R eye OR cleared by dr
11/5/22	45	12/20/22	KO	suspended	
11/5/22	45	12/20/22	TKO	suspended	
11/5/22	Indef		KO	suspended	Indefinite: Need PCP for neuro exam.
10/30/22	Indef		Infectios Dis	suspended	Hematologist letter on official letterhead approved by MAC prior to
10/29/22	45	12/13/22	TKO	suspended	
10/29/22	45	12/13/22	KO	suspended	
10/29/22	45	12/13/22	TKO	suspended	
10/29/22	180	4/27/23	Dislocation	suspended	180/180 R arm pain OR cleared by dr
10/29/22	45	12/13/22	TKO	suspended	
10/29/22	45	12/13/22	TKO	suspended	
10/29/22	45	12/13/22	TKO	suspended	
10/29/22	45	12/13/22	TKO	suspended	
10/29/22	45	12/13/22	TKO	suspended	
10/29/22	60	12/28/22	Hard Bout	suspended	
10/29/22	60	12/28/22	Cut	suspended	60/60 laceration R eye OR cleared by dr
10/29/22	45	12/13/22	TKO	suspended	
10/29/22	45	12/13/22	TKO	suspended	
10/29/22	45	12/13/22	TKO	suspended	
10/29/22	45	12/13/22	Hard Bout	suspended	
10/29/22	45	12/13/22	KO	suspended	
10/29/22	45	12/13/22	TKO	suspended	
10/29/22	45	12/13/22	TKO	suspended	
10/29/22	45	12/13/22	TKO	suspended	
10/29/22	45	12/13/22	TKO	suspended	

10/29/22	45	12/13/22	TKO	suspended	
10/29/22	0	10/29/22	Hard Bout	expired	cleared by dr with new CAMO physical
10/29/22	180	4/27/23	Hyperextensi	suspended	180/180 R knee internal injury OR clearance by ORTHO
10/28/22	Indef		Not fit for Co	suspended	radiculopathy

EXHIBIT 2



THE AUTHORITY IN AMATEUR MMA

E-mail

Password

Log In

[HOME](#)
[FIGHTERS](#)
[PROMOTERS](#)
[OFFICIALS](#)
[EVENTS](#)
[NEWS](#)
[RULES](#)
[REGISTER](#)
[FORMS](#)
[RANKINGS](#)
[CHAMPIONS](#)

Home (/) > Events (Events-browse)

UPCOMING EVENTS

Event Name	Date	City/Region	Location
Hendo's Fight Night (amateur-mma-events/E1528/Hendo-s-Fight-Night)	12/10/2022	Temecula	Dan Henderson's Athletic Fitness Center (amateur-mma-events/E1528/Hendo-s-Fight-Night)
Dream Fight League (amateur-mma-events/E1530/Dream-Fight-League)	12/10/2022	Santa Clarita	The Canyon Santa Clarita (amateur-mma-events/E1530/Dream-Fight-League)
559 Fights 93 (amateur-mma-events/E1420/559-Fights-93)	12/17/2022	Visalia	Visalia Convention Center (amateur-mma-events/E1420/559-Fights-93)
SparStar MMA (amateur-mma-events/E1523/SparStar-MMA)	01/07/2023	Commerce	Commerce Casino (amateur-mma-events/E1523/SparStar-MMA)
JR Entertainment (amateur-mma-events/E1510/JR-Entertainment)	01/14/2023	Stockton	Stockton Civic Auditorium (amateur-mma-events/E1510/JR-Entertainment)
Knockout Promotions (amateur-mma-events/E1532/Knockout-Promotions)	01/21/2023	Hawaiian Gardens	Metroflex Gym (amateur-mma-events/E1532/Knockout-Promotions)
Cagebound Fighting Championship (amateur-mma-events/E1534/Cagebound-Fighting-Championship)	01/21/2023	Ontario	LumColor (amateur-mma-events/E1534/Cagebound-Fighting-Championship)
Up Next Fighting (amateur-mma-events/E1543/Up-Next-Fighting)	01/28/2023	Commerce	Commerce Casino (amateur-mma-events/E1543/Up-Next-Fighting)
559 Fights 94 (amateur-mma-events/E1479/559-Fights-94)	01/28/2023	Visalia	Visalia Convention Center (amateur-mma-events/E1479/559-Fights-94)
Daniel Compton's Central Coast Championships (amateur-mma-events/E1505/Daniel-Compton-s-Central-Coast-Championships)	02/04/2023	Santa Cruz	Civic Auditorium (amateur-mma-events/E1505/Daniel-Compton-s-Central-Coast-Championships)
BeatDown (amateur-mma-events/E1525/BeatDown)	02/17/2023	San Luis Obispo	Madonna Inn Expo Center (amateur-mma-events/E1525/BeatDown)
Epic Fighting 52 (amateur-mma-events/E1518/Epic-Fighting-52)	02/17/2023	San Diego	Four Points Sheraton (amateur-mma-events/E1518/Epic-Fighting-52)
SF Combat (amateur-mma-events/E1546/SF-Combat)	02/18/2023	Napa	Napa Valley Expo - Chardonnay Hall (amateur-mma-events/E1546/SF-Combat)
IFS (amateur-mma-events/E1514/IFS)	02/24/2023	Anaheim	The Grand Theater (amateur-mma-events/E1514/IFS)
West Coast Elite 9 (amateur-mma-events/E1526/West-Coast-Elite-9)	02/25/2023	Milpitas	India Community Center (amateur-mma-events/E1526/West-Coast-Elite-9)
FirePower Promotions (amateur-mma-events/E1545/FirePower-Promotions)	02/25/2023	Sacramento	Double Tree Hotel (amateur-mma-events/E1545/FirePower-Promotions)
Valley Fight Series (amateur-mma-events/E1497/Valley-Fight-Series)	03/04/2023	Hanford	Hanford Civic Auditorium (amateur-mma-events/E1497/Valley-Fight-Series)
559 Fights 95 (amateur-mma-events/E1480/559-Fights-95)	03/10/2023	Visalia	Visalia Convention Center (amateur-mma-events/E1480/559-Fights-95)
SparStar MMA (amateur-mma-events/E1524/SparStar-MMA)	03/11/2023	Commerce	Commerce Casino (amateur-mma-events/E1524/SparStar-MMA)
Fury FC 77 (amateur-mma-events/E1544/Fury-FC-77)	03/17/2023	Visalia	Visalia Convention Center (amateur-mma-events/E1544/Fury-FC-77)



THE AUTHORITY IN AMATEUR MMA

E-mail

Password

Log In

- HOME
- FIGHTERS
- PROMOTERS
- OFFICIALS
- EVENTS
- NEWS
- RULES
- REGISTER
- FORMS
- RANKINGS
- CHAMPIONS

Home (/) > Events (Events-browse)

UPCOMING EVENTS

Event Name	Date	City/Region	Location
Valkyrie Fighting Championship (amateur-mma-events/E1531/Valkyrie-Fighting-Championship)	03/18/2023	San Diego	Sheraton Mission Valley (amateur-mma-events/E1531/Valkyrie-Fighting-Championship)
559 Fights 96 (amateur-mma-events/E1481/559-Fights-96)	04/07/2023	Visalia	Visalia Convention Center (amateur-mma-events/E1481/559-Fights-96)
Evolution Sports Expo (amateur-mma-events/E1527/Evolution-Sports-Expo)	04/22/2023	Santa Clara	Santa Clara Convention Center (amateur-mma-events/E1527/Evolution-Sports-Expo)
Cagebound Fighting Championship (amateur-mma-events/E1535/Cagebound-Fighting-Championship)	04/22/2023	Pomona	Pomona Fairplex (amateur-mma-events/E1535/Cagebound-Fighting-Championship)
Epic Fighting 53 (amateur-mma-events/E1519/Epic-Fighting-53)	05/12/2023	San Diego	Four Points Sheraton (amateur-mma-events/E1519/Epic-Fighting-53)
559 Fights 97 (amateur-mma-events/E1482/559-Fights-97)	05/13/2023	Visalia	Valley Strong Ballpark (amateur-mma-events/E1482/559-Fights-97)
Valley Fight Series (amateur-mma-events/E1498/Valley-Fight-Series)	05/20/2023	Reedley	The Wakehouse (amateur-mma-events/E1498/Valley-Fight-Series)
Royal Combat (amateur-mma-events/E1538/Royal-Combat)	05/26/2023	Carson	Carson Center (amateur-mma-events/E1538/Royal-Combat)
Strike Hold MMA (amateur-mma-events/E1489/Strike-Hold-MMA)	05/27/2023	Anderson	Shasta District Fair Grounds (amateur-mma-events/E1489/Strike-Hold-MMA)
Royal Combat (amateur-mma-events/E1540/Royal-Combat)	06/11/2023	Carson	Carson Center (amateur-mma-events/E1540/Royal-Combat)
559 Fights 98 (amateur-mma-events/E1483/559-Fights-98)	06/24/2023	Visalia	Valley Strong Ballpark (amateur-mma-events/E1483/559-Fights-98)
IFS (amateur-mma-events/E1515/IFS)	06/30/2023	Anaheim	The Grand Theater (amateur-mma-events/E1515/IFS)
Cagebound Fighting Championship (amateur-mma-events/E1536/Cagebound-Fighting-Championship)	07/29/2023	Pomona	Pomona Fairplex (amateur-mma-events/E1536/Cagebound-Fighting-Championship)
559 Fights 99 (amateur-mma-events/E1484/559-Fights-99)	07/29/2023	Visalia	Valley Strong Ballpark (amateur-mma-events/E1484/559-Fights-99)
Royal Combat (amateur-mma-events/E1539/Royal-Combat)	08/11/2023	Carson	Carson Center (amateur-mma-events/E1539/Royal-Combat)
Epic Fighting 54 (amateur-mma-events/E1520/Epic-Fighting-54)	08/11/2023	San Diego	Four Points Sheraton (amateur-mma-events/E1520/Epic-Fighting-54)
Valley Fight Series (amateur-mma-events/E1499/Valley-Fight-Series)	09/09/2023	Reedley	The Wakehouse (amateur-mma-events/E1499/Valley-Fight-Series)
Royal Combat (amateur-mma-events/E1541/Royal-Combat)	09/15/2023	Carson	Carson Center (amateur-mma-events/E1541/Royal-Combat)
559 Fights 100 (amateur-mma-events/E1485/559-Fights-100)	09/16/2023	Visalia	Visalia Convention Center (amateur-mma-events/E1485/559-Fights-100)
IFS (amateur-mma-events/E1516/IFS)	10/06/2023	Anaheim	The Grand Theater (amateur-mma-events/E1516/IFS)

<< (Events-upcoming&from=21&sort_dir=ASC&from=1)	< (Events-upcoming&from=21&sort_dir=ASC&from=1)	1 (Events-upcoming&from=21&sort_dir=ASC&from=1)
2 (Events-upcoming&from=21&sort_dir=ASC&from=21)	3 (Events-upcoming&from=21&sort_dir=ASC&from=41)	> (Events-upcoming&from=21&sort_dir=ASC&from=41)
>> (Events-upcoming&from=21&sort_dir=ASC&from=41)	Show all (Events-upcoming&from=21&sort_dir=ASC&showall=1)	



THE AUTHORITY IN AMATEUR MMA

E-mail

Password

Log In

- HOME
- FIGHTERS
- PROMOTERS
- OFFICIALS
- EVENTS
- NEWS
- RULES
- REGISTER
- FORMS
- RANKINGS
- CHAMPIONS

Home (/) > Events (Events-browse)

UPCOMING EVENTS

Event Name	Date	City/Region	Location
559 Fights 101 (amateur-mma-events/E1486/559-Fights-101)	10/07/2023	Visalia	Visalia Convention Center (amateur-mma-events/E1486/559-Fights-101)
Cagebound Fighting Championship (amateur-mma-events/E1537/Cagebound-Fighting-Championship)	10/21/2023	Pomona	Pomona Fairplex (amateur-mma-events/E1537/Cagebound-Fighting-Championship)
Epic Fighting 55 (amateur-mma-events/E1521/Epic-Fighting-55)	11/10/2023	San Diego	Four Points Sheraton (amateur-mma-events/E1521/Epic-Fighting-55)
Royal Combat (amateur-mma-events/E1542/Royal-Combat)	11/12/2023	Carson	Carson Center (amateur-mma-events/E1542/Royal-Combat)
559 Fights 102 (amateur-mma-events/E1487/559-Fights-102)	11/18/2023	Visalia	Visalia Convention Center (amateur-mma-events/E1487/559-Fights-102)
Valley Fight Series (amateur-mma-events/E1500/Valley-Fight-Series)	12/09/2023	Hanford	Kings County Fairgrounds (amateur-mma-events/E1500/Valley-Fight-Series)
559 Fights 103 (amateur-mma-events/E1488/559-Fights-103)	12/16/2023	Visalia	Visalia Convention Center (amateur-mma-events/E1488/559-Fights-103)

<< (Events-upcoming&from=41&sort_dir=ASC&from=1)	< (Events-upcoming&from=41&sort_dir=ASC&from=21)	1 (Events-upcoming&from=41&sort_dir=ASC&from=1)
2 (Events-upcoming&from=41&sort_dir=ASC&from=21)	3 (Events-upcoming&from=41&sort_dir=ASC&from=41)	> (Events-upcoming&from=41&sort_dir=ASC&from=41)
>> (Events-upcoming&from=41&sort_dir=ASC&from=41)	Show all (Events-upcoming&from=41&sort_dir=ASC&showall=1)	

Facebook ()
Twitter ()
YouTube ()

About Us ()
Rules (Site-rules)
Events (Events)

Fighters (Users-fighters)
Officials (Users-officials)
Promoters (Users-promotes)

Create new account (Users-register)
Forgot Password (Users-forgot_password)

Privacy Policy (Site-policy)
Contact Us (Site-contact)
Forms (Site-forms)

FAX: 888-663-9915
E: info@camomma.org (mailto:info@camomma.org)



**USA Boxing-
Mike McAtee**

memo



DATE: December 7, 2022
TO: California State Athletic Commission
Andy Foster, Executive Officer
FROM: Mike McAtee, Executive Director
Andrew Banuet, Boxing Operations and Technical Services Coordinator
RE: USA Boxing Delegation

Please accept this Third Quarter MEMO as part of the USA Boxing's reporting requirements for the period of July 1, 2022 through September 30, 2022, presented during the California State Athletic Commission Meeting.

I. General Information

New to USA Boxing Board of Directors

USA Boxing was pleased to welcome four new board members and the return of four board members in 2023. Eight positions on the USA Boxing board of directors were up at the end of this year and the USA Boxing Nominating & Governance committee followed the bylaws to seat each of the positions. Although we will miss the efforts of outgoing board members, Dick Hoffmann, Ray Silvas, and Pat Butler, we are excited about what the new members will bring to the Board.

LBC Director: Christy Halbert; Nashville, Tennessee

Independent Director: Chris Trombetta (2nd Term); Los Angeles, California

Independent Director: Angelica Colantuoni; Chicago, Illinois

Independent Director: Darryl Smith; Frisco, Texas

International Federation Representative: Elise Seignolle; New York, New York

Athlete Director: Danielle Perkins (2nd Term); Houston, Texas

Athlete Director: Brian Ceballo (2nd Term), New York, New York

Affiliated Member Director: Eric Buller (2nd Term), Hamilton, Ohio



USA Boxing, Inc.

1 Olympic Plaza · Colorado Springs, Colorado 80909
(719) 866-2300 · FAX: (719) 866-2132 · Website: www.usaboxing.org

California Local Boxing Committee (LBC) Directors

Below are the directors of each of the four Local Boxing Committees, representing the state of California for USA Boxing.

Northern California

President: David Hartman
Vice President/ Registration Chair: Candelario Lopez
Secretary: Ronnie Gravino
Treasurer: Oscar Ortiz
Chief of Officials: Lydia Razo
Athlete Representative: Rosina Ali Legan

Central California

President: Frank Aleman
Vice President: Joey Fuentes
Secretary: Miguel Ayon
Treasurer: Mark Marquez
Registration Chair: Norma Nunez
Chief of Officials: Andrew Murrieta

Southern California

President: Joe Zanders
Vice President: Raymond Morales
Secretary: Patricia Zanders
Treasurer: Richard Jones
Registration Chair/ Chief of Officials: Delilah Ponce-Rico

California Border

President: Berlin Kerney
Vice President: Vacant
Secretary/Chief of Officials: Cynthia Guerrero
Treasurer: Yasir Ballo
Registration Chair: Terence Shigg



USA Boxing, Inc.

1 Olympic Plaza · Colorado Springs, Colorado 80909
(719) 866-2300 · FAX: (719) 866-2132 · Website: www.usaboxing.org

2023 Membership Fee Changes

Athlete Fee Changes

Each October, USA Boxing contacts each of its 57 LBCs to verify if there will be a change in membership or event sanctioning fees. In California, each LBC reported the following changes, which were approved by their Board of Governors¹:

Northern California

- No change reported

Central California

- No change reported

Southern California

- Athlete Membership (8 – 10-years old): \$2.00 annual increase
- Athlete Membership (11 – 16 years old): \$2.00 annual increase
- Athlete Membership (17 – 34 years old): \$2.00 annual increase
- Athlete Membership (35+ years old): \$2.00 annual increase
- Non-athlete Membership: \$2.00 annual increase

California Border

- No Change Reported

2022 National Event Overview

Event	Total Participants	Participants from California					
		Coaches	% Represented	Boxers	% Represented	Officials	% Represented
2022 National Qualifier	1447	65	4.5%	82	5.7%	9	0.6%
2022 National Junior Olympics	1838	111	6.0%	116	6.3%	8	0.4%
2022 National Championships	2006	139	6.9%	148	7.4%	10	0.5%

¹ The Board of Governors are voting members of the LBC, registered clubs with a minimum of five boxers and one coach, along with LBC Board of Directors.



USA Boxing, Inc.

1 Olympic Plaza · Colorado Springs, Colorado 80909
(719) 866-2300 · FAX: (719) 866-2132 · Website: www.usaboxing.org

Grants4Gyms

In September 2022, USA Boxing awarded 50 clubs across the country additional assistance to help these facilities continue making an impact in their communities, through the sport of boxing. The awards granted to each of these gyms were as follows:

- 1 free 2023 non-athlete membership for a coach at that facility
- 1 free 2023 event sanction
- 1 free 2023 club membership
- 6 pairs of boxing gloves
- 10 pairs of Handwraps
- 10 mouthpieces from IMPACT Mouthguards
- An Under Armour apparel package
- Total Value \$1,000 each grant

Two California based clubs were amongst the clubs selected:

- **DoubleTrouble Boxing**; Antioch, CA
- **Community Youth Athletic Center**; National City, CA



USA Boxing, Inc.

1 Olympic Plaza · Colorado Springs, Colorado 80909
(719) 866-2300 · FAX: (719) 866-2132 · Website: www.usaboxing.org

II. Membership Information

Fitness Memberships

This membership is for members looking to train in a USA Boxing registered gym to improve their fitness. Fitness memberships provide many of the same benefits enjoyed by our registered athletes, including the same secondary injury/accident insurance traditional athlete members receive. The primary difference is fitness members are not allowed to spar or compete at events. Clubs received a 5.00 stipend toward their club's membership each year, for each registered fitness athlete.

July 2022 – September 2022

Adult Fitness Membership

LBC	Members	Membership Fee	Club Stipend Per Member	Club Stipend Total	Revenue for USA Boxing
Northern California	2	\$35.00	\$5.00	\$10.00	\$70.00
Central California	25	\$35.00	\$5.00	\$125.00	\$875.00
Southern California	11	\$35.00	\$5.00	\$55.00	\$385.00
California Border	1	\$35.00	\$5.00	\$5.00	\$35.00

Junior Fitness Membership

LBC	Members	Membership Fee	Stipend Per Member	Club Stipend Total	Revenue for USA Boxing
Northern California	5	\$25.00	\$5.00	\$25.00	\$125.00
Central California	75	\$25.00	\$5.00	\$515.00	\$1,875.00
Southern California	16	\$25.00	\$5.00	\$90.00	\$400.00
California Border	44	\$25.00	\$5.00	\$245.00	\$1,100.00

Revenues Generated From Memberships

July 1, 2022 – September 30, 2022

Category	Number	USA Boxing Revenue	LBC Revenue	Total
Boxers	979	\$56,284	\$4,895	\$61,179
Non-Athletes	1349	\$101,175	\$27,265	\$128,440
Club	28	\$5,040	\$1,405	\$6,445
Total:		\$162,499	\$33,565	\$196,064



USA Boxing, Inc.

1 Olympic Plaza · Colorado Springs, Colorado 80909
 (719) 866-2300 · FAX: (719) 866-2132 · Website: www.usaboxing.org

III. Event Information

Revenue Generated From Events

Category	Number	USA Boxing Revenue	LBC Revenue	Total
Local Events	66	\$17,690	\$6,987	\$24,667

USAB Event Injury Data July 2022 – September 2022

The following were boxers who were medically suspended, during a sanctioned USA Boxing competition. Medical suspensions were determined by the attending physicians, based on the severity of the injury. Data is sorted by LBC.

LBC	Event	Length of Suspension (Days)	Injury Description
Northern California			
	<i>16th Annual Hot August Fights</i>	<i>30</i>	<i>Dislocated Shoulder</i>
Central California	<i>None</i>		
Southern California	<i>None</i>		
California Border	<i>None</i>		



USA Boxing, Inc.

1 Olympic Plaza · Colorado Springs, Colorado 80909
(719) 866-2300 · FAX: (719) 866-2132 · Website: www.usaboxing.org

Event Calendar

July 2022 – September 2022

Northern California (12)

Event Name	Event Date	No. of Bouts	No. of Rounds	Injuries
Coaching Clinic	8/6/2022	NA	NA	
16th Annual Hot August Fights	8/20/2022	20	60	1
Battle Dome	9/10/2022	20	60	
Capital Rumble II	9/24/2022	20	60	
2nd annual Benjamins Boxing Showdown	7/23/2022	20	60	
First Annual Battle at the Stables	7/16/2022	25	75	
Capitol Punishment 3	7/30/2022	20	60	
Sutter Club-CYC	9/9/2022	10	30	
Ohana Throwdown	9/18/2022	Pending	Pending	
Olympic Club Championship Night-CYC	9/14/2022	10	30	
Official's Clinic / Oakland, CA	8/7/2022	NA	NA	
Total:		145	435	

Central California (7)

Event Name	Event Date	No. of Bouts	No. of Rounds	Injuries
USA Boxing Tavares Family Mega Show	7/30/2022	Pending	Pending	Pending
California State Golden Gloves Championships	7/23/2022	50	150	
RUMBLE AT THE Q	9/24/2022	20	60	
Rumble at the Rec 9	9/17/2022	15	45	
Ayon Boxing Show	9/3/2022	20	60	
Mexican Independence Day Boxing Championships	9/10/2022	25	75	
Summer Bash	6/18/2022	20	60	
Total		150	450	



USA Boxing, Inc.

1 Olympic Plaza · Colorado Springs, Colorado 80909
 (719) 866-2300 · FAX: (719) 866-2132 · Website: www.usaboxing.org

Southern California (18)

Event Name	Event Date	No. of Bouts	No. of Rounds	Injuries
Fights in the Valley	7/24/2022	30	90	
Homecoming	7/3/2022	20	60	
Fight Fest	9/11/2022	25	75	
Saturday Showdown	8/6/2022	30	90	
15yr Anniversary	9/9/2022	16	48	
Future Champions	7/17/2022	25	75	
Mission Bell Ringer III	7/10/2022	20	60	
All world Boxing	9/25/2022	30	90	
Unity Day LA	7/4/2022	16	48	
Fights in Sylmar	9/18/2022	30	90	
El Monte's 4th of July Celebration	7/2/2022	20	60	
First of Fury #1	9/24/2022	24	72	
Central Coast Boxing Championship	7/2/2022	21	63	
All World Boxing Show	8/28/2022	30	90	
Duarte Boxing Show	8/13/2022	Pending	Pending	Pending
Future Champions	7/16/2022	25	75	
FIGHTS AT QUIET CANNON	8/4/2022	1	3	
Back 2 School	9/17/2022	15	45	
The High Desert Showdown #3	7/30/2022	40	120	
Centennial Square Boxing	8/26/2022			
Total		418	1254	0

California Border (8)

Event Name	Event Start	No. of Bouts	No. of Rounds	Injuries
Battle in Bonita 1	8/13/2022	15	45	
Mando's Boxing Show	7/24/2022	20	60	
Mongoose Boxing	6/11/2022	20	60	
The Classic Destroyer	8/6/2022	25	75	
Mando's Boxing Club	9/25/2022	Pending	Pending	
Friday Night Fights	6/3/2022	10	30	
North County War	7/9/2022	25	75	
Official's Clinic / San Diego, CA	7/17/2022	0	0	
Next Generation Boxing	9/10/2022	25	75	
Total		140	420	0



USA Boxing, Inc.

1 Olympic Plaza · Colorado Springs, Colorado 80909
 (719) 866-2300 · FAX: (719) 866-2132 · Website: www.usaboxing.org

IV. High Performance

USA Boxing hosted our first ever Junior Regional Training Camp at the Chula Vista, California Elite Athlete Training Center. USA Boxing High Performance coaches provided advanced boxing and strength and conditioning training for the 15-16 years of age male and female boxers. A total of 44 male and 23 female boxers participated in the seven day camps.

V. Financial Information – Events

Overall

LBC	Gross Income	Expenses	Net Income
Northern California	\$22,000.00	\$16,840.00	\$5,160.00
Central California	Pending	Pending	Pending
Southern California	Pending	Pending	Pending
California Border	\$4,700.00	\$3,285.00	\$1,415.00
Total	\$26,700.00	\$20,125.00	\$6,575.00

By LBC

Northern California

Event Name	Date	Revenue	Expenses	Net Income
16th Annual Hot August Fights	8/20/2022	Pending	Pending	
2nd annual Benjamins Boxing Showdown	7/23/2022	Pending	Pending	
Capital Rumble II	9/24/2022	Pending	Pending	
First Annual Battle at the Stables	7/16/2022	Pending	Pending	
Battle Dome	9/10/2022	Pending	Pending	
Ohana Throwdown	9/18/2022	Pending	Pending	
Sutter Club-CYC	9/9/2022	Pending	Pending	
Olympic Club Championship Night-CYC	9/14/2022	Pending	Pending	
Capital Punishment 3	7/30/2022	Pending	Pending	
Total		Pending	Pending	



USA Boxing, Inc.

1 Olympic Plaza · Colorado Springs, Colorado 80909
 (719) 866-2300 · FAX: (719) 866-2132 · Website: www.usaboxing.org

Central California

Event Name	Date	Revenue	Expenses	Net Income
USA Boxing Tavares Family Mega Show	7/30/2022	Pending	Pending	
Ayon Boxing Show	9/3/2022	Pending	Pending	
California State Golden Gloves Championships	7/23/2022	Pending	Pending	
Rumble at the Rec 9	9/17/2022	Pending	Pending	
RUMBLE AT THE Q	9/24/2022	Pending	Pending	
Mexican Independence Day Boxing Championships	9/10/2022	Pending	Pending	
Total		Pending	Pending	

Southern California

Event Name	Date	Revenue	Expenses	Net Income
El Monte 4 th of July celebration	7/2/2022	Pending	Pending	
Back 2 School	9/17/2022	Pending	Pending	
Future Champions	7/16/2022	Pending	Pending	
Saturday Showdown	8/6/2022	Pending	Pending	
Future Champions	7/17/2022	Pending	Pending	
All world Boxing	9/25/2022	Pending	Pending	
15yr Anniversary	9/9/2022	Pending	Pending	
Fight Fest	9/11/2022	Pending	Pending	
Duarte Boxing Show	8/13/2022	Pending	Pending	
Unity Day LA	7/4/2022	Pending	Pending	
First of Fury #1	9/24/2022	Pending	Pending	
Mission Bell Ringer III	7/10/2022	Pending	Pending	
Homecoming	7/3/2022	Pending	Pending	
FIGHTS AT QUIET CANNON	8/4/2022	Pending	Pending	
Fights in Sylmar	9/18/2022	Pending	Pending	
The High Desert Showdown #3	7/30/2022	Pending	Pending	
Fights in the valley	7/24/2022	Pending	Pending	
Centennial Square Boxing	8/26/2022	Pending	Pending	
Central Coast Boxing Championship	7/2/2022	Pending	Pending	
All World Boxing Show	8/28/2022	Pending	Pending	
Total		Pending	Pending	



USA Boxing, Inc.

1 Olympic Plaza · Colorado Springs, Colorado 80909
 (719) 866-2300 · FAX: (719) 866-2132 · Website: www.usaboxing.org

CHULA VISTA ELITE ATHLETE TRAINING CENTER

BOOK

CHULA VISTA ELITE ATHLETE TRAINING CENTER

BOOK

USA BOXING WILL BE HOSTING TWO TRAINING CAMPS AT CVEATC DURING THE MONTH OF OCTOBER



By Nick Gasparro, Operations Assistant CVEATC

Chula Vista, CA – The Chula Vista Elite Athlete Training Center (CVEATC) is excited to welcome back USA Boxing to campus. USA Boxing will be hosting

two separate training camps that will be open for junior boxers beginning Sept. 29 – Oct. 17. During their time at the CVEATC, USA Boxing will be training in our Strength and Conditioning Center, where two boxing rings will be set up. The athletes will also be training on our tennis court, using our dining services (breakfast, lunch and dinner) and staying overnight. The last time USA Boxing visited CVEATC was for a month-long training camp back in April of 2021.



USA Boxing Membership holders born in 2006-2007 will have the opportunity to train with USA Boxing High Performance Coaches for a week. The Jr Girls Camp will begin on Oct. 2 – 9, meanwhile the Jr Boys Camp will take place the following week on Oct 9 – 16. Junior Champions from the 2021 National Championships will be granted free registration and have their expense paid by USA Boxing. Champions of the National Junior Olympics will have an early registration window to participate in the camp, immediately following the 2022 National Junior Olympics.

The camp will cost \$595, included in the package is overnight stay, three meals a day, access to all training sessions and a camp t-shirt. The weight class for the camps will range from 101 lbs. – 176+ lbs. and will be capped at four boxers per weight class. One parent or coach will also be allowed to attend for \$700, allowing them to observe the training sessions. Overnight stay, 3-meals per day and a camp t-shirt is also included in the package. Registration will be capped at 20 chaperones per camp.



Camp Details

Dates: Oct. 2-9 (Junior Girls) and Oct. 9-16 (Junior Boys)

Weights: 101 lbs. – 176+ lbs.

Cost: \$595 per boxer, \$700 per parent/coach

Included: Lodging, 3 meals per day, camp t-shirt and access to all training sessions

Location: Chula Vista Elite Athlete Training Center



Weights for camp

101 lbs.

106 lbs.

110 lbs.

114 lbs.

119 lbs.

125 lbs.

132 lbs.

138 lbs.

145 lbs.

154 lbs.

165 lbs.

176 lbs.

176+ lbs.





[TRAIN](#)

[STAY](#)

[EVENTS](#)

[TOURS](#)

[ABOUT](#)

[CVEATC](#)

[LATEST NEWS](#)

[OUR TEAM](#)

[CONTACT US](#)

[CAREERS](#)

[SUPPORT](#)

[SHOP](#)

[DONATE](#)



2800 Olympic Parkway, Chula Vista, California 91915
(619) 656-1500 | info@trainatchulavista.com

[PRIVACY POLICY](#) | [TERMS OF USE](#) | [POLICIES AND WAIVERS](#)

© ELITE ATHLETE SERVICES, LLC

The Neutral Corner



Letter from Leadership



As we head into the third quarter of 2022, there is much to be excited about within USA Boxing. For the first time in 15 years, USA Boxing successfully hosted an elite international competition on home soil in Pueblo, Colorado, where the team won 5 Gold, 3 Silver, and 10 bronze medals.

To finish off the year, USA Boxing will place a high emphasis on its pipeline development, starting with the organization's first High Performance Junior Regional Training Camps, which will take place in Chula Vista, California. Following these regional camps, the Youth High Performance Team will travel to Alicante, Spain to take on the world's best at the 2022 Youth World Championships November 14-26, 2022.

Looking ahead towards 2023, it is critical for our membership to pay close attention to the [High Performance Team Selection Procedures](#), which are posted on [usaboxing.org](#). These procedures detail a step by step process for boxers to earn their place on USA Boxing's 2023 High Performance Teams. All roads to earning a place on our teams run through the USA Boxing National Championships, which will take place December 3-10, 2022 in Lubbock, Texas.

USA Boxing expects qualification guidelines for the 2023 Pan American Games and the 2024 Paris Olympic Games to be announced by the IOC in the coming weeks, and will be sure to communicate them to membership.

Matt Johnson

High Performance Director



National Championships Registration

Opens: October 3
Closes: November 18

Click to register:
<https://go.teamusa.org/3v1qMTs>

Wild Card application deadline is September 28
Click for Information <https://go.teamusa.org/3wLqz2k>

SAVE THE DATE

2023

March 18-25

June 3-10

July 22-29

November 9-18

December 2-9

National Qualifier

Junior Olympics & Summer Festival Lubbock, TX

Women's Championships Toledo, OH (tentative)

Last Chance Qualifier Pueblo, CO (tentative)

National Championships (Location TBD)

2024

Spring

June 22-29

December

National Qualifier (Location TBD)

Junior Olympics & Summer Festival Wichita, KS

National Championships (Location TBD)

Membership Services, Inc

**New + Retention
= Growth!**

Early Registration Begins November 1

It's hard to think about summer coming to an end...for many of us it feels like fall is still months away...and the warm temperatures confirm that feeling.

USA Boxing's early registration begins on November 1, 2022. Boxers, coaches, officials and clubs may join on this date and their membership will begin immediately but not expire until December 31, 2023. It's also the date when current members and clubs may begin renewal for the 2023 membership year. It is a good idea to process your membership renewal early as this ensures that background screenings are completed before events start taking place early in the new year.

Early Club renewal is also important to make sure your club insurance does not lapse as 2022 memberships expire on December 31, 2022. Another benefit of renewing your club early is so your boxers are able to select your club as the club they represent which is then included on their membership card. **Good news for renewing clubs, USA Boxing will again offer a 10% discount for clubs renewing their membership between November 1 and December 31, 2022.**

Fitness membership funds are also available for club membership renewals. Clubs that registered fitness members this year may have noticed they did not receive a check for the \$5 per member allotted for each member. **This year we have kept record of the # of fitness members for each club and that amount will be available as a credit when you renew the club for 2023.** We will remind you again as November nears but wanted to get this important information to you now!

The Membership Department has a few staffing changes to relay. **Andrew Banuet is transitioning to handle various projects from all departments; he will continue to answer some membership phone calls and emails (especially in Spanish) but will no longer handle Official Clinic Requests, transmittals and loading of official tests. These duties have been taken on by Rhona Brown.** Rhona just celebrated one year with USA Boxing and has steadily increased her responsibilities. She is the new contact for questions about Officials Certification to include clinic requests.

Membership recently welcomed a new team member, Heidi O'Connell, who joined us on September 12th as a Membership Services Representative. She brings a wealth of experience in customer service and most recently spent many years working in the school system. **As Heidi begins talking with many of you on the phone, please give her a warm welcome.**

GRANTS4GYMS

The USA Boxing Foundation's Grants 4 Gyms application is now online at <https://forms.office.com/r/jQZvPe2bFr>

These grants, which were first awarded in 2020 to ease the burden of the COVID-19 pandemic, will once again be awarded to **50 USA Boxing registered gyms/clubs that are making an impact on the lives of USA Boxing members.**

Those awarded a grant will receive:

- Complimentary Gym Membership for 2023
- Complimentary Sanction Fee for a 2023 sanction (not a 3rd party)
- Complimentary Coach Membership for 2023
- USA Boxing equipment for the gym
- Mouthguards from Impact Custom Mouthguards
- USA Boxing apparel for gym members

USA Boxing registered **gyms/clubs that are interested in applying for a grant must meet the following qualifications/requirements** to be considered:

- ◆ Current USA Boxing Club Member and held membership for 3 of the last 5 years.
- ◆ A minimum of 5 actively registered athletes with USA Boxing.
- ◆ Operate in a non-residential establishment (no home gyms).

The application will remain open until September 30. Grant winners will be notified in October, and will have their membership renewed by the USA Boxing Membership Services staff in November.



Scholarship Winners

**USA Boxing is proud of our boxers
who succeed both
inside and out of the ring!**

Eric Gonzalez

Southern Methodist University

Ricardo Crespo Regalado

University Of North Carolina Chapel Hill

Challen Jimenez

Friends University

Orion Flores

Washington State University - Tri-Cities

Aaron Lopez

Pasco-Hernando State College

John Laughlin

University Of Cincinnati

Santiago Franco

University Of Portland

Omari Jones

Valencia College

Jethro Llamido

California State University - Long Beach

Sarah Garrison

University of Pennsylvania

Marcos Saucedo, Jr.

Grand Rapids Community College

Karlos Lizarraga

Wichita Technical Institute - Tulsa

Roy Fields

Lonestar College

**Thank You to the
USA Boxing
Foundation for funding
the scholarship
program!**



**Congratulations to
Delbert Taylor** who
won his Elite Male
weight class at the
National Qualifier in
Cleveland, Ohio and
afterwards asked USA
Boxing staff to write
him a letter of
recommendation for
the **Air Force
World Class Athlete
Program (WCAP)**
program, to which he
has been accepted!



The WCAP program
develops Department
of the Air Force
athletes and prepares
them to successfully
qualify for Team USA
and compete on the
world stage at the
Olympic Games.



Although Pat Butler, current LBC Director and Treasurer is seeking re-election for a second term, USA Boxing is holding a call for candidates for the LBC Director board position which will take office in January. Any individual who meets the qualifications set forth in Section 6.4 of the USA Boxing Bylaws is eligible to run for the LBC Director position. If interested, please watch for the forthcoming call for candidates email with application information.

Additional board positions will also be seated including: 2 Athlete Directors, an Affiliated (Group) Member Director; an International Federation Director, and 3 Independent Directors. These board positions will also be seated following the selection procedures in the bylaws.

It is the desire of USA Boxing to have Directors who demonstrate a high level of experience, capability, success, and leadership in Board oversight responsibilities in one or more of the following areas: business, finance, marketing, fundraising, ethics, audit, management, communications, sports and sports performance.

2022 USA Boxing National Junior Olympics & Summer Festival July 9th-16th in Wichita, KS By the Numbers

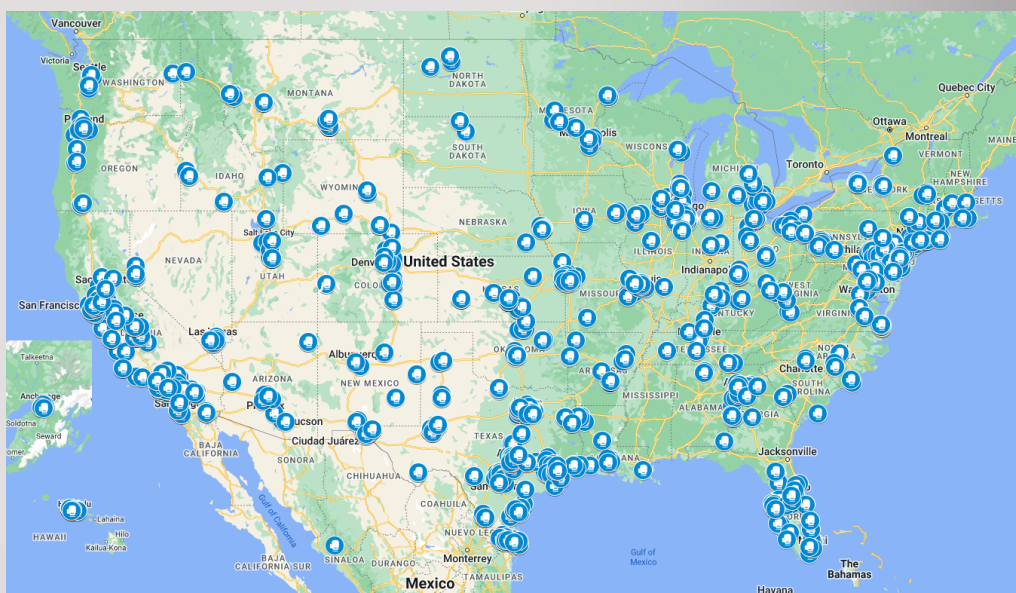
7 Days of Competition with 11 Sessions
4 Boxing Rings
1167 Boxers Registered
20% Female
841 Coaches Registered
120 Officials Registered
924 Boxers Competed
772 Bouts Contested (24 walkovers)
135 Champions Crowned
51 Elite Boxers Qualified for Nationals



One of the highlights of the Junior Olympics was the Pro Am Event featuring Nico Hernandez .

All boxers and coaches in the JO tournament were able to attend for free!

Again, USA Boxing Members came from all over the country to compete at JO's & the Summer Festival. We thank you for your dedication!



Wounded Warrior Project Trains at the USOPTC

USA Boxing's Adaptive Boxing Program finally kicked off this summer! With help from Dawna Callahan at All In Sport Consulting, USA Boxing has been working hard to start providing opportunities in adaptive boxing.

On August 6th, the Wounded Warrior Project brought 8 Warriors to our gym at the US Olympic & Paralympic Training Center in Colorado Springs, CO.



Coaches Billy Walsh, Jose Polanco, and Chad Wigle went through some boxing basics and warm-ups followed by work-outs on the heavy bags .

Overall, everything went very well and **USA Boxing looks forward to expanding the adaptive boxing program and partnership with Wounded Warriors in the future.** Plans include coaches and officials' trainings and eventually adaptive bouts during competitions.



Coaching Education

USA Boxing education has a new App and webpage USABoxingEducation.org

USA Boxing's education page and app have something for everyone. It has a library of drills and skills, parent resources, nutritional guides, and strength and conditioning workouts, along with many more features.

Make sure to bookmark the website and check the App often. We are constantly adding new content.

Coming soon you'll have access to the Bronze recertification course and the Green certification (in English and Spanish), making it easier than ever to get and keep your coaching certifications. We will be adding nutrition courses, fitness courses, and webinars on topics that interest coaches.

Come check out USABoxingEducation.org and let Liana Tobin (ltobin@usaboxing.org) know what you think.



What Is Precision Medicine, and Why Should Athletes Care About It? **wild health.**

Performance on the biggest stage boils down to fractions for success. A one-size fits all approach does not separate yourself from the competition. When it comes to increasing health and athletic performance, a precision approach to improve outcomes in every phase of preparation, is a necessity to give you that edge. **Instead of generic advice and rushed doctor's appointments, people — athletes especially — need to lean on customized health and performance plans that are based more on their specific demands, strengths, genetics, and medical history.**

The solution is called precision medicine, and if you haven't heard of it yet, you will. Here's what precision medicine means, how it's related to genomics, and why it could become the future of healthcare.

What Is Precision Medicine? Precision medicine, sometimes referred to as **personalized medicine**, is a new approach to athletic optimization that recognizes the differences among individuals — from genetics to lifestyle, blood testing, environment, and medical history — and takes that information into account when treating the athlete. **Because it's focused on the individual, precision medicine allows doctors to predict risk factors for injury and performance anchors more accurately.** It's also a helpful perspective when weighing prevention or treatment options. An older athlete with a different technical style, strengths, limitations, and tactical intelligence is going to have much different strategy than a young athlete. The demands of boxing require a very specific approach with special considerations compared to a non-combat or weight restricted sport. Lastly, every athlete has a unique genetic signature that responds differently to stress and adaptation, which has to be unlocked and accounted for.

How Are Genomics Relevant? Let's back up a little bit first. Remember learning about DNA in sixth-grade science? DNA is the chemical compound that makes up a living organism, and it consists of two twisting, paired strands, also known as the double helix. **Your complete set of DNA is called your genome**, which you can think of as your own personal user's manual. It contains all of the information about how you operate, what diet is optimal, what deficiencies you're predisposed to, what genetic mutations you have, and so much more. Accordingly, **genomics is the study of all of a person's genes, including how those genes interact with each other and with the person's environment.** Within precision medicine, genomics is one of the many variables that doctors take into account when mapping out your optimal performance plan.

Why Should Olympic Athletes Care? Precision medicine can be seen as a solution to an old approach to health, where the focus is on disease treatment in an unhealthy population and generalized advice. (Because let's be honest, Olympic athletes certainly aren't *average* on the health spectrum.) Most people are tired of slapping BandAids on major issues, or waiting until an injury or major problem pops up to see their doctor. **Personalized medicine takes a prevention-first approach, so you're prepared in the event that you do face an injury or get sick.** Through comprehensive testing and in-depth questionnaires, doctors are able to focus on the root causes of injury, rather than simply treating symptoms. And as an athlete, you've probably realized that what works for the general, sedentary American population health-wise doesn't (and shouldn't) work for you. These days, you can order custom mattresses by taking a quiz online or buy a pair of shoes using 3D fitting. That's how this works. Using things like bloodwork, genetic biomarkers, and even wearable data (which most athletes already wear), precision medicine makes personalized diet, sleep, and exercise recommendations possible. Plus, **with Wild Health — USA Boxing's official healthcare partner — your personal healthcare team (including a physician and a health coach) will give you customized recommendations and follow up to make sure that they work for you. With the power of a team behind you, you're able to make real progress towards your health goals.**

With information specific to your body, you're able to set health and performance goals based on how you envision your life. Want to make sure you upgrade performance and stay injury-free this season? Need an expert opinion on that pesky knee pain that's stopping you from reaching your full potential out on the course? Wild Health has you covered. **To learn more, visit wildhealth.com and get a kickstart on your health with code USABOXING for an exclusive 20% off.**

Immune Function for the Boxer

Nutrition Advice from Taylor Maggio MS, RD, CSSD
USA Boxing National Team Sports Dietitian

The immune system is made up of a network of cells, tissues and organs that work together to protect the body and fight off infectious diseases. The immune system also plays an important role in the recovery and healing process from training. When the immune system is compromised or is less active than normal, there is a higher vulnerability for infective illnesses and decreased recovery.

Boxers should take extra caution during times of:

- Frequent or extended travel
- Environmental stress (altitude, climate)
- Exposure to pathogens from other sick people or contaminants in food
- Weight loss to make weight for competition
- Dehydration
- Poor sleep
- High intensity training

Boost your immune system with these foods:

Food Source	Benefit	Daily Recommendation
Citrus Fruits	Rich in vitamin C and aid in white blood cell production to help fight infections	1/2 - 2 cups
Garlic	Contains calcium, potassium and sulfuric compounds which protect against bacteria and infection	1-2 cloves (1-2 tsp. minced)
Ginger	Provides antioxidant, antimicrobial and anti-inflammatory properties	1.5-3 tsp. fresh ginger, 1/4-1/2 tsp. ground ginger
Spinach, Kale, Swiss Chard, Arugula, Beets	Rich in antioxidants and nitrates which help protect cells and guard against inflammation	1-3 cups raw veggies, 1/2 - 1 cup cooked veggies
Green Tea	Rich in flavanoids and contains L-theanine which protects against bacteria	2-3 cups
Greek Yogurt, Kefir	Helps protect against travelers' diarrhea and upper respiratory tract infection	1 cup Greek yogurt 1 cup Kefir

Table from teamusa.org/nutrition

Other tips to protect your immune system:

- ◆ Increase consumption of immune boosting foods especially prior to travel
- ◆ Consider an NSF probiotic such as Thorne Flora Sport and consume more probiotic rich foods (Greek yogurt, kefir, kombucha, miso, and kimchi)
- ◆ Be diligent about hand washing and sanitizing
- ◆ Stay adequately hydrated
- ◆ Get enough sleep (7-9 hours per night)



Special Thanks to Our Sponsors!



HotelPlanner

[HTTPS://USABOXING.HOTELPLANNER.COM/](https://usaboxing.hotelplanner.com/)

BOOK YOUR ROOM
FOR YOUR NEXT BOXING EVENT OR VACATION WITH
USA BOXING'S OWN PARTNER, HOTELPLANNER!

YOU ARE **GUARANTEED** THE **BEST RATES & ROOM SELECTIONS**
ONLINE, & CAN BOOK HOTELS ANYWHERE IN THE WORLD.

ORDER YOUR LUCIRA COVID TEST TODAY AND
SAVE \$15 AT CHECKOUT WITH THE CODE
USABOXING.

\$5 WILL BE DONATED TO USA BOXING FOR
EVERY PURCHASE!



ORDER: [CHECKIT.LUCIRAHEALTH.COM](https://checkit.lucirahealth.com)

LUCIRA™



SAVE 10% WITH CODE: [USABOXING22](#)



ORDER YOUR
THORNE
PRODUCTS
TODAY!



THORNE

[WWW.THORNE.COM/U/PR690928](https://www.thorne.com/u/PR690928)



For more information on what is happening or if you'd like to become a sponsor contact:

USA Boxing
1 Olympic Plaza
Colorado Springs, CO
80909
719-866-2323
www.usaboxing.org



\$30 OFF
YOUR USA BOXING GUARDS

DISCOUNT IS AUTOMATIC! **impact** **DON'T FORGET YOUR TAPE!**
custom mouthguards



USA BOXING

UNDER ARMOUR UNISEX HUSTLE II BACKPACK | PEARL PERFORMANCE CAP

WWW.SHOPUSABOXING.ORG
IS YOUR ONE STOP SHOP FOR THE BEST USA BOXING GEAR.

SHOPUSABOXING.ORG

SHOP NOW | PERFORMANCE HOODIE SHIRT | LADIES TRIBLEND SHORT-SLEEVE T-SHIRT

NEW SEASON RANGE!



BRAND NEW PRODUCTS AND COLOURS



MORE COMPETITIVE PRICING



MONTH TO MONTH ORDERING INCENTIVES



CONTACT JOSH WATSON: JOSH@STINGSPORTS.COM
VISIT WWW.STINGSPORTS.COM



**United States Fight League (USFL)-
Jon Frank**



United States Fight League
P.O. Box 451, Lake Forest, CA 92630

www.fightleague.org

To: Andy Foster

Date: Dec 6, 2022

Subj: CSAC quarterly report

- I. USFL Events since last CSAC Meeting:
 1. 10/15/22: MMA Fight Pass, Bakersfield, CA -3 bouts (no injuries)
 2. 10/23/22: UpNext Fighting: Burbank, CA -3 bouts (no injuries)
 3. 10/29/22: CageBound Fighting Championships: Pomona, CA 18 bouts (no injuries)
 4. 11/12/22: TFA Super Fights, Fort Mill, South Carolina -1 bout (no injuries)
- II. Tentative upcoming events:
 1. 12/10/22: Hendo Fight Night, Temecula, CA
 2. 12/10/22: Centex Fight League, Leander, TX
 3. 1/7/22: Valkyrie Fighting Championships, San Diego, CA (tentative)
 4. 1/21/22: Cagebound Fighting Championships: Ontario, CA
 5. 5/19-20/22: U.S. National Championships and Youth World Team Selection:
Southern California TBA
- III. Total Injury rate to date (Oct 2014 – date)
 - 112 events
 - 1635 bouts / 3270 exposures
 - 40 injuries
- IV. Youth Character Development
 - Cedars-Sinai Kerlan-Jobe Institute research proposal was submitted and pending approval.
 - Kravis Leadership Institute “three R’s” project (Respect, Responsibility and Resilience) content has been completed with deck being created
 - USFL Champion ring program will be reinitiated to encourage participation.

- V. IMMAF Adult MMA World Championships, February 12-18 in Belgrade, Serbia
California Athletes who qualified to U.S. National Team at the UFC performance
Institute Selection camp in November.

Senior Men

115lbs Adrian Ledezma

125lbs William Herrera

145lbs Jonathan Powell

155lbs Shane Collins

185lbs Anthony Orozco

Senior Woman

105lbs Victoria Anthony

145lbs Veronica Meza

Junior Men (18-20yrs)

125lbs Rashad Satterwhite

Junior Women (18-20yrs)

105lbs Abigail Alvarez

R/S

Jon Frank

**International Kickboxing Federation (IKF)-
Toni Fossum**

International Kickboxing Federation
2023 Proposed Officials Pay Increase - to be initiated January 1st, 2023

Position	Current Pay	New Pay
IKF Lead Representative	\$350	\$375
IKF Weigh In Assistant	\$50	\$75
IKF Referee	\$200	\$225
IKF Judge	\$100	\$125
IKF Timekeeper	\$100	\$125
IKF Inspector	\$100	\$125
Inspector Bout Overages	\$5	\$8
IKF Doctors (Event Only)	\$250	\$275



IKF - INTERNATIONAL KICKBOXING / MUAY THAI FEDERATION
 P.O. BOX 1205, 9250 CYPRESS STREET, NEWCASTLE, CA, 95658, USA
 INTERNATIONAL FIGHT SPORTS / (916) 663-2467 - FAX: (916) 663-4510
 www.IKFFightSports.com - main@IKFKickboxing.com

IKF CALIFORNIA 2022 3rd QUARTER REPORT FOR THE CSAC
JULY 1st, TO SEPTEMBER 30th, 2022

<u>MONTH OF EVENTS</u>	<u>BOUTS</u>	<u>DECISIONS</u>	<u>ENDED IN KO/TKO</u>	<u>MEDICAL SUSPENSIONS</u>	<u>NOR CAL EVENTS</u>	<u>CEN CAL EVENTS</u>	<u>SO CAL EVENTS</u>
*4 JULY 2022 EVENTS							
July 8th - Carson, CA	-13-	-12-	-1-	-1-	---	---	-X-
***July 9th - Milpitas, CA	-6-	-4-	-2-	-2-	-X-	---	---
July 16th - Santa Cruz, CA	-17-	-10-	-7-	-7-	-X-	---	---
***July 16th - Burbank, CA	-7-	-4-	-2-	-2-	---	---	-X-
JULY TOTALS:	-43-	-30-	-12-	-12-	-2-	-0-	-2-
(**) CSAC/IKF Pro/Am Event	<i>Event Blackout Dates from July 17 - August 14</i>						
*2 AUGUST 2022 EVENTS							
Aug. 21st - Ontario, CA	-19-	-13-	-5-	-5-	---	---	-X-
Aug. 28th - Los Angeles, CA	-10-	-9-	-1-	-1-	---	---	-X-
AUGUST TOTALS:	-29-	-22-	-6-	-6-	-0-	-0-	-2-
	<i>Event Blackout Dates from July 17 - August 14</i>						
*7 SEPTEMBER 2022 EVENTS							
Sept. 3rd - Commerce, CA	-21-	-11-	-10-	-11-	---	---	-X-
Sept. 10th - Stockton, CA	-14-	-9-	-5-	-5-	-X-	---	---
Sept. 16th - Carson, CA	-17-	-16-	-1-	-1-	---	---	-X-
Sept. 17th - San Francisco, 1	-10-	-8-	-2-	-2-	-X-	---	---
Sept. 17th - San Francisco, 2	-12-	-12-	-0-	-0-	-X-	---	---
Sept. 25th - Fresno, CA	-9-	-6-	-3-	-3-	---	-X-	---
Sept. 30th - Anaheim, CA	-22-	-15-	-6-	-6-	---	---	-X-
SEPTEMBER TOTALS:	-105-	-77-	-27-	-28-	-3-	-1-	-3-
OVERALL TOTALS:	-177-	-129-	-45-	-46-	-5-	-1-	-7-

- ◆ Of the above 13 Events, 2 of them was combined Pro & Amateur Events with the CSAC.
- ◆ Of ALL 177 Bout, (354 fighters) the IKF Physicians issued 46 Medical Suspensions.

In all, since the IKF was delegated to oversee Amateur Kickboxing and Muay Thai in California on March 17th, 2014 by the California State Athletic Commission, the IKF has sanctioned / regulated a **Total of 332** Amateur Kickboxing and or Muay Thai events in the state as of September 30th, 2022.

Highlights of IKF 3rd Quarter:

- We have brought on **4** new full contact Promoters this year. 3 in Northern CA and 1 in Southern CA.
- In the interest of equality, as of the date of this meeting, the IKF has sanctioned **70** bouts for female fighters since Jan 1, 2022, and **9** of those bouts were title bouts.
- We have been contacted by **8** individuals, requesting to become IKF officials. Many of them are already shadowing and learning their craft.
- The IKF is proud to announce that we are bringing back the IKF West Coast Classic Muay Thai/Kickboxing Tournament! It will be held in Ontario, CA, and will be renamed the **Steve Fossum Memorial IKF West Coast Classic**.

END OF IKF 2022 3rd QUARTER REPORT

IKF - INTERNATIONAL KICKBOXING / MUAY THAI FEDERATION
P.O. BOX 1205, 9250 CYPRESS STREET, NEWCASTLE, CA, 95658, USA
INTERNATIONAL FIGHT SPORTS / (916) 663-2467 - FAX: (916) 663-4510
www.IKFsports.com - main@IKFKickboxing.com



IKF - INTERNATIONAL KICKBOXING / MUAY THAI FEDERATION
 P.O. BOX 1205, 9250 CYPRESS STREET, NEWCASTLE, CA, 95658, USA
 INTERNATIONAL FIGHT SPORTS / (916) 663-2467 - FAX: (916) 663-4510
 www.IKFFightSports.com - main@IKFKickboxing.com

IKF CALIFORNIA 2022 4th QUARTER REPORT FOR THE CSAC
OCTOBER 1st, TO DECEMBER 4th, 2022

<u>MONTH OF EVENTS</u>	<u>BOUTS</u>	<u>DECISIONS</u>	<u>ENDED IN KO/TKO</u>	<u>MEDICAL SUSPENSIONS</u>	<u>NOR CAL EVENTS</u>	<u>CEN CAL EVENTS</u>	<u>SO CAL EVENTS</u>
*5 OCTOBER 2022 EVENTS							
October 8th - Napa, CA	-11-	-9-	-2-	-3-	-X-	---	---
October 12th - San Diego, CA	-16-	-13-	-3-	-4-	---	---	-X-
October 15th - Commerce, CA	-17-	-12-	-5-	-6-	---	---	-X-
October 15th - Milpitas, CA	-13-	-9-	-4-	-5-	-X-	---	---
October 29th - Sacramento, CA	-14-	-14-	-0-	-0-	-X-	---	---
OCTOBER TOTALS:	-71-	-57-	-14-	-18-	-3-	-0-	-2-
*3 NOVEMBER 2022 EVENTS							
November 6th - Ontario, CA	-15-	-13-	-2-	-2-	---	---	-X-
***November 12 - Burbank, CA	-7-	-6-	-1-	-1-	---	---	-X-
November 13th - Carson, CA	-11-	-11-	-2-	-2-	---	---	-X-
NOVEMBER TOTALS:	-33-	-30-	-5-	-5-	-0-	-0-	-3-
*4 DECEMBER 2022 EVENTS							
Dec. 2nd - Anaheim, CA	-17-	-13-	-4-	-6-	---	---	-X-
Dec. 3rd - Commerce, CA	-16-	-11-	-5-	-5-	---	---	-X-
Dec. 10th - Sacramento, CA	--	-- still to happen--	--	--	-X-	---	---
***Dec. 17th - Emeryville, CA	--	-- still to happen--	--	--	-X-	---	---
DECEMBER TOTALS:	-33-	-24-	-9-	-11-	-2-	-0-	-2-
OVERALL TOTALS:	-137-	-111-	-28-	-34-	-5-	-0-	-7-

◆ Of the above 12 Events, 2 of them were combined Pro & Amateur Events with the CSAC. ***

◆ Of ALL 137 Bout, (274 fighters) the IKF Physicians issued 34 Medical Suspensions and there was (1) transport.

In all, since the IKF was delegated to oversee Amateur Kickboxing and Muay Thai in California on March 17th, 2014 by the California State Athletic Commission, the IKF has sanctioned / regulated a **Total of 344** Amateur Kickboxing and or Muay Thai events as of December 31st, 2022.

Highlights of the 4th Quarter for the IKF:

- In the interest of equality, as of the date of this meeting, the IKF has sanctioned **79** bouts for female fighters since Jan 1, 2022, with **12** of those bouts offering title opportunities.
- The IKF hosted the very first **Promoters Zoom Call**, where IKF leaders and promoters had open and honest conversations, discussed issues and shared ideas. Twelve (**12**) promoters joined us on that call. Moving forward the IKF plans to have these calls bi-annually. We are proud to be leading the way in customer service to our promoters!
- In November, The IKF opened up registration for the **Steve Fossum Memorial IKF West Coast Classic**. We currently have fighters registered from California, Nevada, Maryland and Colorado.

End of Year Highlights for the IKF:

- We have **5** new full contact Promoters on the books to sanction their first show with us in 2023! (this is in addition to the 4 new promoters mentioned in the last meeting!)
- In keeping with the digital age, and to improve the process for our fighters, we initiated **online registration** for the IKF World Classic this past July, and for the Steve Fossum Memorial IKF West Coast Classic this coming January.
- Starting January 1st, 2023, the IKF will be initiating a **pay raise** for all of our officials. Details of this increase are outlined in the attachment to this report.
- In 2022, to date, the IKF has sanctioned **649** bouts in CA. In all of these bouts, (**1298** fighters) we have only had **5** ambulance transports. This speaks volumes to the fact that fighter safety is paramount in all that we do.

Summary Statement:

- The California State Athletic Commission has been recognized as the #1 commission in the country for the last few years. The IKF is proud to have been associated with this state entity for almost 8 years. As a regulatory body, the IKF has effectively **reduced the liability** of litigation stemming from negligence through our safety protocols that protect not only the IKF but also the California State Athletic Commission.

With the heartbreaking loss of our CEO, World President and my beloved husband, Steve Fossum, the sustainability of the IKF has been questioned by some. This year has undoubtedly been the most arduous that we have ever faced, both as a company and a family. However, through the pain and transition, the IKF has **maintained previous standards, continued growth** and even become more **unified** as an organization with our officials, promoters and athletes.

We stand ready to continue to expand and further regulate any potential liabilities to the state, and to the IKF. Through the sadness, we have found a renewed strength. We value our relationship with the state commission and pledge to continue to regulate with the integrity and professionalism for which the IKF is known.

Toni Fossum - International Kickboxing Federation

END OF IKF 2022 4TH QUARTER REPORT

IKF - INTERNATIONAL KICKBOXING / MUAY THAI FEDERATION
P.O. BOX 1205, 9250 CYPRESS STREET, NEWCASTLE, CA, 95658, USA
INTERNATIONAL FIGHT SPORTS / (916) 663-2467 - FAX: (916) 663-4510
www.IKFightsports.com - main@IKFKickboxing.com

10e
Event Schedule



CALIFORNIA STATE ATHLETIC COMMISSION 2022 EVENT SCHEDULE



EVENT NUMBER	EVENT DATE&TIME	WEIGH-IN INFORMATION	EVENT VENUE	PROMOTER	TYPE OF EVENT	BROADCAST	CSAC CONTACT
4208	12/17/2022 6PM	12/16/2022	STOCKTON CIVIC AUDITORIUM 525 N Center St. Stockton, CA	Toscano Boxing	BOXING		Lee
4082	12/17/2022 3PM	12/16/2022 11AM	ECCL Gymnasium 1100 47th St Emeryville, CA	Akaizo Sports Group	KICKBOXING/ MUAY THAI		Claudia
4264	12/17/2022 4PM	12/16/2022 1PM	COMMERCE CASINO 6131 Telegraph Rd Commerce, CA	Golden Boy Promotions	BOXING	DAZN	Lee



CALIFORNIA STATE ATHLETIC COMMISSION 2023 EVENT SCHEDULE



EVENT NUMBER	EVENT DATE&TIME	WEIGH-IN INFORMATION	EVENT VENUE	PROMOTER	TYPE OF EVENT	BROADCAST	CSAC CONTACT
4225	1/13/2023 7PM	1/12/2023 6PM	CHUMASH CASINO 3400 CA-246 Santa Ynez, CA	WFC	BOXING		Claudia
4197	1/13/2023 5PM	1/12/2023 1PM	HARD ROCK LIVE 3317 Forty Mile Rd Wheatland, CA	FirePower/A1 Combat	MMA	UFC Fight Pass	Lee
4195	1/21/2023 6PM	1/20/2023 12PM	FOUR POINTS BY SHERATON 8110 Aero Drive San Diego, CA	Quicksilver Hill Sports	BOXING		Lee
4251	1/21/2023 6PM	1/20/2023 11AM	COMMERCE CASINO 6131 Telegraph Rd Commerce, CA	All Star	BOXING		Claudia
4233	1/27/2023 5:30PM	1/26/2023 9:30AM	QUIET CANNON 901 N VIA San Clemente Montebello, CA	360 Promotions	BOXING	UFC Fight Pass	Lee
4213	1/28/2023 7PM	1/27/2023 2PM	CLUB EVENT CENTER 217 E Club Center Dr. San Bernadino	Garcia Promotions	BOXING		Claudia
4262	1/28/2023 6:30PM	1/27/2023	COMMERCE CASINO 6131 Telegraph Rd Commerce, CA	Bash MMA	MMA		Lee
4215	2/3/2023 6PM	2/2/2023 1PM	TACHI PALACE 17225 Jersey Ave Lemoore, CA	FirePower/A1 Combat	MMA	UFC Fight Pass	Lee
4219	2/4/2023	2/3/2023	CA LUMCOLOR CENTER 11255 Central Ave Ontario, CA	Red Boxing	BOXING		Lee
4247	2/4/2023 4PM	2/3/2023	THE KIA FORUM 3900 West Manchester Blvd Inglewood, CA	Bellator MMA	MMA	CBS	Claudia

EVENT NUMBER	EVENT DATE&TIME	WEIGH-IN INFORMATION	EVENT VENUE	PROMOTER	TYPE OF EVENT	BROADCAST	CSAC CONTACT
4256	2/11/2023 6PM	2/10/2023 12PM	COMMERCE CASINO 6131 Telegraph Rd Commerce, CA	Elite Boxing	BOXING		Lee
4235	2/16/2023 7PM	2/15/2023	THE HANGAR AT OC FAIR & EVENT CENTER 88 Fair Drive Costa Mesa, CA 92626	Englebrecht Promotions & Events	BOXING/MMA	FITETV	Sean/Claudia
4221	2/18/2023 4PM	2/17/2023 1PM	COMMERCE CASINO 6131 Telegraph Rd Commerce, CA	FightersRep	KICKBOXING/ MUAY THAI		Claudia
4258	2/18/2023 5PM	2/17/2023	COW PALACE 2600 Geneva Ave Daly City, CA	Westside Promotions	BOXING		Lee
4217	3/11/2023 6PM	3/10/2023 1PM	THUNDER STUDIOS 20434 S Santa Fe Ave Long Beach, CA	FirePower/A1 Combat	MMA	UFC Fight Pass	Lee
4260	3/17/2023 5PM	3/16/2023	VISALIA CONVENTION CENTER 303 East Acequia Ave Visalia,CA	Fury Fighting Championship	MMA	UFC Fight Pass	Claudia
4237	4/13/2023 7PM	4/12/2023	THE HANGAR AT OC FAIR & EVENT CENTER 88 Fair Drive Costa Mesa, CA 92626	Englebrecht Promotions & Events	BOXING/MMA	FITETV	Sean/Claudia
4227	4/14/2023 7PM	4/13/2023 6PM	CHUMASH CASINO 3400 CA-246 Santa Ynez, CA	WFC	BOXING		Claudia
4084	4/22/2023 3PM	4/21/2023 11AM	ECCL Gymnasium 1100 47th St Emeryville, CA	Akaizo Sports Group	KICKBOXING/ MUAY THAI		Claudia
4223	4/29/23 4PM	4/28/23 1PM	COMMERCE CASINO 6131 Telegraph Rd Commerce, CA	FightersRep	KICKBOXING/ MUAY THAI		Claudia
4239	6/8/2023 7PM	6/7/2023	THE HANGAR AT OC FAIR & EVENT CENTER 88 Fair Drive Costa Mesa, CA 92626	Englebrecht Promotions & Events	BOXING/MMA	FITETV	Sean
4252	6/10/2023 1PM	6/9/2023 9:30AM	ECCL Gymnasium 1100 47th St Emeryville, CA	Akaizo Sports Group	KICKBOXING/ MUAY THAI		Claudia
4086	7/22/2023 3PM	7/21/2023 11AM	ECCL Gymnasium 1100 47th St Emeryville, CA	Akaizo Sports Group	KICKBOXING/ MUAY THAI		Claudia

EVENT NUMBER	EVENT DATE&TIME	WEIGH-IN INFORMATION	EVENT VENUE	PROMOTER	TYPE OF EVENT	BROADCAST	CSAC CONTACT
4229	7/28/2023 7PM	7/27/2023 6PM	CHUMASH CASINO 3400 CA-246 Santa Ynez, CA	WFC	BOXING		Claudia
4241	8/24/2023 7PM	8/23/2023	THE HANGAR AT OC FAIR & EVENT CENTER 88 Fair Drive Costa Mesa, CA 92626	Englebrecht Promotions & Events	BOXING/MMA	FITETV	Sean
4243	10/26/2023 7PM	10/25/2023	THE HANGAR AT OC FAIR & EVENT CENTER 88 Fair Drive Costa Mesa, CA 92626	Englebrecht Promotions & Events	BOXING/MMA	FITETV	Sean
4231	10/27/2023 7PM	10/26/2023 6PM	CHUMASH CASINO 3400 CA-246 Santa Ynez, CA	WFC	BOXING		Claudia
4254	12/9/2023 1PM	12/8/2023 9:30AM	ECCL Gymnasium 1100 47th St Emeryville, CA	Akaizo Sports Group	KICKBOXING/ MUAY THAI		Claudia
4245	12/14/2023 7PM	12/13/2023	THE HANGAR AT OC FAIR & EVENT CENTER 88 Fair Drive Costa Mesa, CA 92626	Englebrecht Promotions & Events	BOXING/MMA	FITETV	Sean