





EDMUND G. BROWN JR.
Governor



ALEXIS PODESTA
*Secretary of the Business, Consumer
Services and Housing Agency*



DEAN R. GRAFILO
Director of the Department of Consumer Affairs

ABOUT THIS BOOK

The Department of Consumer Affairs (DCA) is one of twelve entities operating under the direction of the Business, Consumer Services and Housing Agency, which is overseen by the Governor's administration.

DCA's *Annual Report 2018* was designed and edited by DCA's Office of Publications, Design & Editing and printed on-site by DCA's Digital Print Services in compliance with the California Business and Professions Code section 312.

Table of Contents

DIRECTOR'S MESSAGE _____	2	OPTOMETRY, CALIFORNIA STATE BOARD OF ____	108
DCA'S SUPPORT SYSTEM _____	3	OSTEOPATHIC MEDICAL BOARD OF CALIFORNIA _____	112
DCA LEADERSHIP _____	6	PHARMACY, CALIFORNIA STATE BOARD OF ____	116
DCA-WIDE LEGISLATION _____	9	PHYSICAL THERAPY BOARD OF CALIFORNIA ____	124
HEALING ARTS LEGISLATION _____	10	PHYSICIAN ASSISTANT BOARD _____	128
OVERVIEW OF REPORTED INFORMATION ____	13	PODIATRIC MEDICINE, CALIFORNIA BOARD OF _____	132
ACCOUNTANCY, BOARD OF _____	15	PRIVATE POSTSECONDARY EDUCATION, BUREAU FOR _____	136
ACUPUNCTURE, BOARD OF _____	19	PROFESSIONAL ENGINEERS, LAND SURVEYORS, AND GEOLOGISTS, BOARD FOR _____	141
ARBITRATION CERTIFICATION PROGRAM ____	23	PROFESSIONAL FIDUCIARIES BUREAU _____	148
ARCHITECTS BOARD, CALIFORNIA _____	26	PSYCHOLOGY, CALIFORNIA BOARD OF ____	152
ATHLETIC COMMISSION, CALIFORNIA STATE ____	30	REAL ESTATE, BUREAU OF _____	156
AUTOMOTIVE REPAIR, BUREAU OF _____	34	REAL ESTATE APPRAISERS, BUREAU OF ____	160
BARBERING AND COSMETOLOGY, BOARD OF ____	39	REGISTERED NURSING, BOARD OF _____	164
BEHAVIORAL SCIENCES, BOARD OF _____	44	RESPIRATORY CARE BOARD OF CALIFORNIA ____	168
CANNABIS CONTROL, BUREAU OF _____	49	SECURITY AND INVESTIGATIVE SERVICES, BUREAU OF _____	172
CEMETERY AND FUNERAL BUREAU _____	55	SPEECH-LANGUAGE PATHOLOGY AND AUDIOLOGY AND HEARING AID DISPENSERS BOARD _____	178
CHIROPRACTIC EXAMINERS, BOARD OF ____	59	STRUCTURAL PEST CONTROL BOARD _____	183
CONTRACTORS STATE LICENSE BOARD _____	63	VETERINARY MEDICAL BOARD _____	187
COURT REPORTERS BOARD OF CALIFORNIA ____	69	VOCATIONAL NURSING AND PSYCHIATRIC TECHNICIANS, BOARD OF _____	192
DENTAL BOARD OF CALIFORNIA _____	72	SECTION 139 REPORT _____	197
DENTAL HYGIENE COMMITTEE OF CALIFORNIA _	77	EXPENDITURE CATEGORIES _____	208
ELECTRONIC & APPLIANCE REPAIR, HOME FURNISHINGS & THERMAL INSULATION, BUREAU OF _____	81	FUND CONDITIONS _____	211
LANDSCAPE ARCHITECTS TECHNICAL COMMITTEE _____	86	REVENUE SOURCES _____	214
MEDICAL BOARD OF CALIFORNIA _____	90		
NATUROPATHIC MEDICINE COMMITTEE _____	100		
OCCUPATIONAL THERAPY, CALIFORNIA BOARD OF _____	104		

MISSION

We protect California consumers by providing a safe and fair marketplace through oversight, enforcement, and licensure of professions.

VISION

Together, empowering California consumers.

VALUES

- ACCOUNTABILITY
- COMMUNICATION
- DIVERSITY
- EMPLOYEES
- INTEGRITY
- LEADERSHIP
- SERVICE
- TRANSPARENCY



Message from the Director

Change. It's inevitable.

It is also necessary.

Working under the umbrella of the Business, Consumer Services and Housing Agency, the Department is unique among most departments in state government; it oversees nearly 40 licensing and regulatory entities serving 3.5 million licensees in 250 license types in diverse professions and occupations ranging from accountancy to medical, cemetery to veterinary, and more. These licensing entities set and enforce minimum qualifications for the professionals, establishments, and businesses they regulate.

Having so many different licensing types under our jurisdiction is a challenge; it brings with it an environment of ever-changing industries with varying needs and requirements to meet, which also affects the business needs of each licensing entity.

Change is also a constant. There are gains and losses, presenting new challenges that, sometimes, have to be done on the fly—and done correctly. For example, as of July 1, 2018, the Bureau of Real Estate became its own entity and separated from the Department. Also in July 2018, the licensing of household movers became part of the Department as it moved under the jurisdiction of the Bureau of Electronic and Appliance Repair, Home Furnishings, and Thermal Insulation (BEARHFTI). As of January 2019, BEARHFTI will change its name to the Bureau of Household Goods and Services to better reflect its overall purpose and mission.

In January 2018, the Bureau of Cannabis Control (BCC) began issuing temporary licenses to distributors, microbusinesses, retailers, and testing laboratories. BCC, along with the California Department of Public Health and the California Department of Food and Agriculture, oversee the cannabis industry in the state. Of the three, BCC is the lead, developing the regulatory framework for this highly visible, extremely complex, sometimes controversial industry; it is also, with the assistance of the Division of Investigation's Cannabis Enforcement Unit, shutting down businesses and individuals who do not operate legally.

It has always been the mission of the Department to find new and innovative ways to improve its services to consumers and licensees alike. During the last year, the Department has been developing a Business Modernization Plan that will move the licensing entities that are not currently using the BreEZe system to a new licensing and enforcement system. The Department is open to and searching for new technology that will move it in that direction—but it has to be the right technology for the business needs of each individual licensing entity.

I am proud to present the *DCA 2018 Annual Report*. It is not just a statistical and financial record of the work that the Department has achieved over the last year; it is a testament to the hard work of the hundreds of staff who keep protection of the rights of both consumers and licensees of the Golden State their core focus, and the innovation they employ to meet those needs.

Sincerely,
Dean R. Grafilo, Director

DCA's Support System

The Department of Consumer Affairs' (DCA) boards, bureaus, and other entities are supported by a dedicated and highly skilled staff of legal, technical, and administrative professionals. These professionals provide a wide range of support services, including human resources, information technology, investigations, communications, professional examinations, training, strategic planning, budgeting, and more.

Here is an overview of what the various offices and divisions of DCA's support system do for its many boards, bureaus, and other entities.

THE OFFICE OF ADMINISTRATIVE SERVICES (OAS) provides business, personnel, budget, and accounting services. It consists of Business Services, Human Resources, and Fiscal Operations. Business Services ensures that DCA entities promote sound business decisions and practices in contracting and purchasing goods and services. It also manages DCA's many facilities, vehicle fleet, emergency response, and mailroom and records services. Human Resources provides personal support for DCA employees. Fiscal Operations provides budget, accounting, and central cashiering services.

THE COMMUNICATIONS DIVISION consists of the Office of Public Affairs (OPA); the Office of Publications, Design & Editing (PDE); and Digital Print Services (DPS). From video production and public outreach to writing, editing, design, and print services, DCA's communication needs are covered. OPA creates and executes strategic media and communication plans for DCA, provides news media with information of interest to consumers, responds to media inquiries, and alerts media to unlicensed activity sweeps. OPA's videographers assist DCA boards and bureaus with the creation of public service announcements, training, instructional, and consumer videos, and with webcasting of public meetings.

PDE designs, edits, creates, and distributes more than 300 consumer and licensee publications, reports, and signage produced by DCA's various entities and by its Executive Office. PDE supports DCA's boards and bureaus by producing and publishing newsletters, and supports DCA staff by producing *Did You Know?*, the monthly online newsletter for employees. PDE staff also write, edit, design, and distribute DCA's quarterly consumer magazine, *Consumer Connection*. DPS provides full in-house print shop services, including black-and-white and color digital printing, copying, bindery, and other various services to all of DCA. In addition to printing materials created by PDE, DPS produces projects directly from DCA licensing entities and support system programs, including licensee notices, reports, training books, business cards, posters, postcards, and booklets.

THE CONSUMER INFORMATION CENTER (CIC) is DCA's information resource center for consumers and licensees. Through its Call Center and Correspondence Unit, CIC provides consumers, license applicants, and licensees with user-friendly information and identifies the government agency or community organization that can best address their needs. CIC phone agents answer calls from consumers, applicants, and licensees via DCA's toll-free number. Correspondence Unit staff respond to emails and letters sent to DCA and coordinates with boards, bureaus, committees, and programs on escalated complaints received from the Business, Consumer Services and Housing Agency and the Governor's Office.

THE EQUAL EMPLOYMENT OPPORTUNITY OFFICE (EEO) serves all DCA employees, applicants, licensees, and consumers by promoting all laws that prohibit discrimination and harassment. EEO facilitates laws requiring employers to allow persons to work and advance based on merit, ability, and potential, without regard to their protected characteristics. EEO is charged with increasing the employment of persons with disabilities at DCA, and preventing and eliminating discrimination through policy implementation, training, education, and outreach. The areas of responsibility include annual EEO policy acknowledgments, Bilingual Services Program, Disability Advisory Committee, Employee Mediation Program, discrimination complaints investigations, sexual harassment prevention training, management of sign language and real-time captioning requests, support of Title II of the Americans with Disabilities Act via serving as DCA coordinator for public requests, Upward Mobility Program, distribution of Whistleblower Protection Act notice and submission of annual response to the California State Auditor, and Workforce Analysis.

THE OFFICE OF INFORMATION SERVICES (OIS) directs and manages information technology (IT) for all of DCA. OIS consists of Application Services, Enterprise Technology Services, Infrastructure Services, Client IT Support Services, Enterprise Project Services, and the Office of Information Security. Application Services maintains and develops the core licensing and enforcement platforms in DCA's portfolio, including the Consumer Affairs System, the Applicant Tracking System, and BreEZe. Enterprise Technology Services maintains and supports DCA's wide area network infrastructure, serving more than 30 offices statewide, as well as more than 50 internet and intranet sites. Infrastructure Services maintains the network, cloud, operational security, and telecommunication services. The Reports and Data Governance Teams provide reporting solutions and data analytics tools. Administrative Services provides public data fulfillment (licensee information), public customer liaison, and production support. This team includes the Family Support Unit, which maintains systems that involve processing limited license hold issues related to child support systems. Client IT Support Services provides Service Desk and Client Device Services to all programs within DCA for end-user IT engagement. Enterprise Project Services provides project management assistance, controls agency liaison services, oversees the OIS change management and release process, the business analyst teams, and is implementing IT Governance. The Office of Information Security establishes the IT security and data privacy policies, maintains the business continuity planning process, investigates IT security breaches, and acts as liaison to the State Information Technology Agency in matters related to the IT security of DCA.

THE DIVISION OF INVESTIGATION (DOI) is the law enforcement and investigative branch of DCA. DOI staff work to provide timely, objective, and cost-effective investigations regarding allegations of misconduct by licensees of DCA entities. Their mission is to protect the health, safety, and welfare of California consumers by conducting investigations and by filing criminal, administrative, and civil actions against subject licensees or unlicensed individuals on behalf of DCA entities. DOI field investigations frequently involve allegations of the illegal use and theft of drugs, sexual misconduct, quality-of-care issues, and unlicensed activity. DOI is composed of four units: The Health Quality Investigation Unit (HQIU), established under DOI on July 1, 2014, in accordance with Senate Bill 304 (Hill, Chapter 515, Statutes of 2013). HQIU provides investigative services to the Medical Board of California, the Physician Assistant Board, and the Board of Podiatric Medicine. The Cannabis Enforcement Unit (CEU) was created in 2017 to provide sworn investigative services for the Bureau of Cannabis Control (BCC). CEU handles the more complex, criminal, and administrative cases while enforcing BCC laws and regulations that apply to all bureau licensees. The Investigation and Enforcement Unit (IEU) provides investigative services for all the other boards, bureaus, and commissions within DCA. The Special Operations Unit (SOU) is a specialized law enforcement unit within DOI, which provides investigative services, training, and program management services for DOI and DCA. SOU conducts internal affairs investigations on behalf of DCA; background investigations of board, DOI, and DCA staff; program administration for DCA and oversight of the Infraction Citation Authority Program and the Criminal Offender Record Information clearance system; and investigations pursuant to DCA's Workplace Violence Prevention Policy.

THE LEGAL AFFAIRS DIVISION serves as in-house counsel for the director, executive staff, as well as for boards, bureaus, and other programs of DCA. The team of attorneys provide legal analysis and opinions on laws, issues, proposed legislation, regulations, government contracts, employer-employee matters, the Open Meeting Act, the Public Records Act, and the Information Practices Act. They represent DCA before the State Personnel Board and other administrative tribunals, provide small claims advice, defend clients in depositions, and appear at hundreds of public meetings annually.

THE DIVISION OF LEGISLATIVE AFFAIRS serves as DCA's resource on legislative matters, representing DCA's positions on these matters before the Legislature. The Division monitors and analyzes legislative bills on consumer issues, provides legislative recommendations, and technical assistance to DCA, the Business, Consumer Services and Housing Agency, and the Governor's Office. The Division also serves as the liaison for the Legislature in handling constituent issues affecting all DCA entities. The Division hosts legislative roundtables to provide an open forum to discuss all aspects of legislation, including fiscal, information technology, and implementation impacts among DCA's various boards and bureaus.

THE OFFICE OF PROFESSIONAL EXAMINATION SERVICES (OPES) provides psychometric consulting services for the management of occupational licensure examination programs. OPES services include occupational analysis, item writing, examination development, standard setting, program evaluation, and statistical analysis of examination performance. OPES follows accepted professional guidelines and technical standards to ensure that licensing examinations are valid, job-related, and legally defensible. In addition to servicing 40–50 intra-agency contracts with DCA entities, OPES also oversees the master contract for examination administration at computer-based testing centers throughout the state.

SOLID TRAINING AND PLANNING SOLUTIONS (SOLID) supports the development of all DCA employees through the design, delivery, evaluation, and administration of training and education programs. Its mission is to develop and manage a centralized program for training, education, and human resources development that ensures a skilled workforce that can meet DCA's strategic objectives. Two major programs administered by SOLID are the Leadership Academy and the Enforcement Academy. The Leadership Academy trains DCA's managers and supervisors in the skills, processes, and tools necessary to effectively lead. The Enforcement Academy, trains DCA enforcement staff in all areas of intake, investigation, inspection, and disciplinary processes and activities. In addition, SOLID offers strategic planning assistance and process improvement workshops.

THE OFFICE OF BOARD AND BUREAU SERVICES (OBBS) is the liaison between the DCA executive office and its boards, bureaus, committees and programs. The office provides support services for appointed board members, executive officers, and bureau chiefs by connecting programs with the appropriate DCA resources. OBBS is responsible for coordinating DCA executive officer and board member on-boarding, procedures and trainings, including DCA's Board Member Orientation Training. It provides tracking and analysis of all boards' and bureaus' meeting content, and acts as the rapid response team for troubleshooting urgent issues across all DCA programs. OBBS facilitates the department's licensing and enforcement work-groups which enhances communication between boards and bureaus to promote best practices and efficiencies within the licensing and enforcement divisions of all DCA programs. Additionally, it maintains departmental data on board and committee members' required training compliance and appointments and disseminates information related to board and committee meetings. OBBS also serves as a liaison between the boards, the Governor's Office, legislative appointing authorities, and the Business, Consumer Services and Housing Agency and collaborates with boards and bureaus on external stakeholder engagement.

DCA Leadership



DEAN R. GRAFILO, *Director*

Dean R. Grafilo was appointed director at the Department of Consumer Affairs in February 2017. With the Department's executive team, he leads the regulatory entities and other divisions within DCA. Prior to his appointment, Grafilo was chief of staff in the office of state Assembly Member Rob Bonta since 2012. He was associate director of Government Relations at the California Medical Association from 2009 to 2012, chief of staff in the office of Assembly Member Warren T. Furutani from 2008 to 2009, and a senior legislative assistant in the office of Assembly Member Alberto Torrico from 2004 to 2008. Grafilo was an organizer representative at Service Employees International Union Local 925 from 2003 to 2004, and a political intern at the M.L. King County Labor Council in Seattle in 2002. Starting in 1996 through 2001, he was a field representative and organizer at International Longshore and Warehouse Union Local 142 in Hawai'i. Grafilo earned a master of public administration degree from the University of Washington.



CHRISTOPHER SHULTZ, *Chief Deputy Director*

Christopher Shultz was appointed Chief Deputy Director in October 2017. Shultz was Deputy Commissioner of Community Programs and Policy Initiatives at the California Department of Insurance from 2011 to 2017. He was legislative director in the office of Assembly Member Dave Jones from 2009 to 2010, where he served as chief of staff from 2004 to 2006. Shultz was public affairs director at the Ulum Group from 2006 to 2009, director of Sen. Dede Alpert's Capitol office from 2002 to 2004 and legislative aide in Assembly Member Ted Lempert's office from 1996 to 1999. He was a technology policy coordinator in the office of the Secretary for Education from 2001 to 2002 and manager of state government affairs at the American Electronics Association from 1999 to 2000. Shultz completed the Leadership for Government Executive Certificate Program at California State University, Sacramento, in 2013, and earned his bachelor of arts degree from the University of the Pacific in 1995.



RYAN MARCROFT, *Deputy Director, Legal Affairs Division*

Ryan Marcroft was appointed in July 2017 as deputy director of the Legal Affairs Division. He previously served as DCA's assistant chief counsel since 2016. Prior to his appointment, Marcroft was a deputy attorney general at the California Department of Justice, Office of the Attorney General, since 2010. He was a deputy legal affairs secretary in the Governor's Office from 2006 to 2010, and a staff attorney at the Institute for Administrative Justice, California Parole Advocacy Program, from 2004 to 2006. He earned a juris doctor degree from the University of the Pacific, McGeorge School of Law.



GRACE ARUPO RODRIGUEZ, *Assistant Deputy Director, Legal Affairs Division*

Grace Arupo Rodriguez was appointed in July 2017. Prior to her appointment at DCA, Arupo Rodriguez served as deputy director of Legal Affairs in the Governor's Office of Business and Economic Development from 2013 to 2017, and as senior deputy city attorney in the Sacramento City Attorney's Office from 2012 to 2013. She was corporate counsel at the California Independent System Operator Corp. from 2007 to 2012, a business associate at Downey Brand LLP from 2002 to 2006, and a summer associate at Wilke Fleury Hoffelt Gould and Birney LLP in 2000. Arupo Rodriguez was president of the Asian Pacific Bar Association of Sacramento from 2011 to 2012. She earned a juris doctor degree from the University of California, Davis, School of Law.



CHRISTOPHER CASTRILLO, *Deputy Director, Board and Bureau Services*

Christopher Castrillo was appointed in October 2017. Castrillo was a legislative advocate at Shaw/Yoder/Antwih Inc. from 2014 to 2017, where he was also a legislative aide from 2013 to 2014. He was a field director for Dr. Richard Pan for Senate in 2014, a lead organizer at Groundworks Campaigns in 2012, and a legislative assistant at Lehman, Levi, Pappas and Sadler in 2010. Castrillo earned bachelor of arts degrees in planning, public policy and management as well as political science, from the University of Oregon in 2009.



DENNIS CUEVAS-ROMERO, *Deputy Director, Division of Legislative Affairs*

Dennis Cuevas-Romero was appointed in February 2018. Prior to his appointment, Cuevas-Romero was the government relations director at the American Heart Association/American Stroke Association in Sacramento since 2016. He was a legislative associate at the Hernandez Strategy Group from 2013 to 2016 and a postgraduate law clerk at the Sacramento Regional Fair Housing Commission in 2012. Cuevas-Romero was a legal intern at Refugees International Japan in 2012, and at Opening Doors Inc., California Rural Legal Assistance, and the University of the Pacific, McGeorge School of Law Immigration Law Clinic, in 2011. Cuevas-Romero earned a juris doctor degree from the University of the Pacific, McGeorge School of Law.



VERONICA HARMS, *Deputy Director, Communications Division*

Veronica Harms was appointed in February 2016. As deputy director of communications, Harms oversees the offices of Public Affairs, Publications, Design & Editing, and Digital Print Services. Prior to her appointment, she worked at the State Senate Democratic Caucus, where she served as a consultant and media specialist since 2012. Harms held multiple positions at Ogilvy Public Relations from 2007 to 2012, including senior account executive and account supervisor. She held multiple positions at KCRA-TV from 2004 to 2007, including national sales assistant, local sales assistant, and account executive, and was a local sales assistant at KOVR-TV in 2003. Harms earned a bachelor of arts degree in communications from the University of California, Davis, and master of business administration degree from California State University, Sacramento.



NATALIE DANIEL, Deputy Director, Administrative Services

Natalie Daniel was appointed in October 2017. As deputy director of administrative services, Daniel oversees the Office of Human Resources, the Fiscal Operations office, and the Business Services Office. Prior to her appointment, Daniel was a fiscal supervisor at the Judicial Council of California from 2015 to 2017 where she managed judicial branch cash and revenue issues, operations budgeting, and capital construction financing. She also served at the California Department of Finance from 2009 to 2015 as a staff finance budget analyst in both state operations and capital outlay capacities. In addition, Daniel held various positions at the California State Water Resources Control Board, the California Public Employees' Retirement System, and the California Department of Justice from 2000 to 2009. Daniel earned a bachelor of sciences degree in business administration, as well as a master of public administration degree, from the University of Southern California.



JASON PICCIONE, Deputy Director, Office of Information Services

Jason Piccione was appointed in November 2015. As chief information officer, he oversees the Department's Office of Information Services (OIS) as well as sets direction for information technology and coordinates infrastructure and service delivery across the Department. Prior to his appointment, Piccione served as the Department's chief technology officer. He has held various positions at the Bureau for Private Postsecondary Education and the Contractors State Licensing Board.

He obtained a bachelor of arts degree from the University of California, Davis.



TRACY MONTEZ, Chief, Division of Programs and Policy Review

Tracy Montez was appointed in February 2016. As chief of Division of Programs and Policy Review, Montez oversees a number of units within DCA, including the Office of Professional Examination Services (OPES) and the Consumer Information Center. Prior to her appointment, Montez served as the branch administrator for the District, School, and Innovation Branch in the Deputy Superintendent's Office within the California Department of Education. She has more than 20 years of experience providing assessment and regulatory expertise to city, state, and national organizations. Previously, she held the position of chief at OPES and served as an independent consultant, contracting with several boards under DCA. Montez holds a doctorate of philosophy in industrial and organizational psychology from Kansas State University.



DAVID M. CHRISS, Chief, Division of Investigation and Enforcement Programs

David M. Chriss assumed the role of chief of the Division of Investigation in January 2016. Since 2012, he had served as the deputy chief for the Division. With more than 29 years of investigative and managerial law enforcement experience, Chriss has held various law enforcement positions throughout his career, including chief, deputy chief, senior deputy inspector general for the Office of the Inspector General, supervising investigator, senior special investigator and investigator. He also served as a police officer, police corporal and police sergeant. He obtained a bachelor of arts degree in government and international relations from California State University, Sacramento and an associate of arts degree from Sierra College in administration of justice. Chriss has also attended the FBI-LEEDA Executive Leadership Institute.

DCA-wide Legislation

AB 2138 (CHIU, CHAPTER 995, STATUTES OF 2018) LICENSING BOARDS: DENIAL OF APPLICATION: REVOCATION OR SUSPENSION OF LICENSURE: CRIMINAL CONVICTION.

Beginning July 1, 2020, this bill restricts the discretion of programs within the Department of Consumer Affairs in using prior criminal history as grounds for licensing determinations and establishes new prohibitions relating to the denial, suspension, and revocation of licensure. Under this bill, programs may not use acts involving dishonesty, fraud, or deceit that did not result in a conviction as a basis for the denial of a license. Other revisions include the adoption of a seven-year limitation on convictions eligible for licensure denial, subject to specified exemptions, and a ban on requiring applicants to self-disclose prior convictions unless the application is made for a listed license type that does not require a fingerprint background check. Finally, this bill requires Department programs, as specified, to track data relating to licensure denials, to publish that data on its website, and submit an annual report to the Legislature, among other provisions.

AB 2958 (QUIRK, CHAPTER 881, STATUTES OF 2018) STATE BODIES: MEETINGS: TELECONFERENCE.

This bill provides an alternative, optional method for state bodies that are advisory boards, advisory commissions, advisory committees, advisory subcommittees, and similar multimember advisory bodies when conducting teleconference meetings. The alternative method would require: (1) listing members participating remotely in the minutes and require 24-hour notice prior to the meeting of any members participating remotely; (2) designating a primary physical location and having a quorum of the members of the board in attendance at the primary physical meeting location; (3) providing 24-hour notice on how the public can access the teleconference meeting; (4) if remote access fails during the meeting, the state bodies must adjourn the meeting and provide notice of the adjournment; and (5) providing public notice if the meeting resumes the same day, specifically when the meeting will reconvene and how the public may observe the meeting.

SB 244 (LARA, CHAPTER 885, STATUTES OF 2018) PRIVACY: PERSONAL INFORMATION.

This bill makes it clear, in relation to local government identification card programs, driver's license applications, and certain aspects of public health programs, that personal information collected, recorded, or used for the purpose of administering the program is exempt from California's Public Records Act. The information may only be used for the purpose of furthering the program, and cannot be disclosed absent the consent of the individual to whom the information relates, except when otherwise required by law or court order, or in response to exigent circumstances. Additionally, this bill specifies that it constitutes unlawful discrimination to provide notification to a law enforcement agency that an individual holds a driver's license that is issued to persons who are unable to submit satisfactory proof that they are in the United States lawfully when such notification is not required by law, or would not have been provided if the person held a standard driver's license. Finally, this bill prohibits a driver's license issued to a person who is unable to submit satisfactory proof that they are in the United States lawfully from being used as evidence of an individual's citizenship or immigration status for any purpose.

SB 695 (LARA, CHAPTER 838, STATUTES OF 2018) PROFESSIONS AND VOCATIONS: APPLICATIONS AND RENEWALS: INDIVIDUAL TAX IDENTIFICATION NUMBER.

This bill, among other provisions, prohibits licensing programs, including those within the Department of Consumer Affairs, Department of Public Health, Commission on Teacher Credentialing, and Emergency Medical Services Authority, from requiring license applicants to disclose their citizenship or immigration status.

**SB 1137 (VIDAK, CHAPTER 414, STATUTES OF 2018)
VETERANS: PROFESSIONAL LICENSING BENEFITS.**

This bill requires the Department of Veterans Affairs and the Department of Consumer Affairs to consult with each other to take appropriate steps that increase awareness for veterans and their spouses regarding professional licensing benefits.

**SB 1480 (HILL, CHAPTER 571, STATUTES OF 2018)
PROFESSIONS AND VOCATIONS.**

This bill makes substantive changes to the Medical Board of California, Board of Registered Nursing, the California Massage Therapy Council, the California Association of Community Managers, and the

Veterinary Medical Board. This bill affects the fees of the Board of Chiropractic Examiners, the Board of Podiatric Medicine, the Board of Registered Nursing, the Naturopathic Medicine Committee, the Board of Vocational Nursing and Psychiatric Technicians, and the Board of Optometry. Nonsubstantive, technical changes are made to the Cemetery and Funeral Bureau. This bill also reduces the required meetings per year from three to two for Boards and Bureaus under the Department of Consumer Affairs, and makes changes to the Department's Consumer Protection Enforcement Initiative.

Healing Arts Legislation

**AB 710 (WOOD, CHAPTER 62, STATUTES OF 2018)
CANNABIDIOL.**

This bill allows a physician, pharmacist, or other authorized healing arts licensee to prescribe, furnish, or dispense a product that contains cannabidiol if the product is approved under federal law. This bill contains an urgency clause that allowed it to take effect upon signing on July 9, 2018.

**AB 1659 (LOW, CHAPTER 249, STATUTES OF 2018)
HEALING ARTS BOARDS: INACTIVE LICENSES.**

This bill clarifies issues relating to inactive licenses, including: (1) prohibits a licensee with an inactive license from representing that he or she has an active license; (2) authorizes a healing arts board to establish a lower renewal fee for an inactive license; and (3) reorganizes existing provisions of law without substantive change.

**AB 1751 (LOW, CHAPTER 478, STATUTES OF 2018)
CONTROLLED SUBSTANCES: CURES DATABASE.**

This bill authorizes the Department of Justice to enter into an agreement with an entity operating an interstate data sharing hub for the purposes of participating in interjurisdictional information

sharing between prescription drug monitoring programs across state lines. This bill also requires any agreement entered into by the Department of Justice, for the purposes of interstate data sharing, to ensure that all access to data within the Controlled Substance Utilization Review and Evaluation System (CURES) database complies with California law and meets the same patient privacy and data security standards employed and required for direct CURES access. Under this bill, the Department of Justice is also required to adopt regulations regarding the access and use of CURES information by July 1, 2020.

AB 2193 (MAIENSCHIN, CHAPTER 755, STATUTES OF 2018) MATERNAL MENTAL HEALTH.

This bill requires, by July 1, 2019, a licensed health care provider who provides prenatal or postpartum care for a patient to ensure the mother is offered screening or is appropriately screened for maternal mental health conditions. Additionally, this bill requires both a health plan and insurer to develop maternal mental health programs to address mental health and behavioral issues.

**AB 2296 (WALDRON, CHAPTER 389, STATUTES OF 2018)
LICENSED PROFESSIONAL CLINICAL COUNSELORS:
LICENSED CLINICAL SOCIAL WORKERS.**

This bill: (1) revises educational requirements for licensed professional clinical counselors; (2) authorizes licensed professional clinical counselors to remediate core education requirements until August 31, 2020; (3) adds licensed professional clinical counselors as those licensees with psychotherapist-patient privilege; and (4) makes numerous minor, technical, conforming, and non-controversial changes to statute with respect to licensed professional clinical counselors and licensed clinical social workers.

**AB 2760 (WOOD, CHAPTER 324, STATUTES OF 2018)
PRESCRIPTION DRUGS: NALOXONE HYDROCHLORIDE
AND OTHER FDA-APPROVED DRUGS.**

This bill requires a prescriber, as defined, to offer a prescription for naloxone hydrochloride or another opioid antagonist to a patient when any of the following circumstances are present: (1) the prescription dosage for the patient is over 90 morphine milligram equivalents of an opioid medication per day; (2) an opioid medication is prescribed concurrently with a prescription for benzodiazepine; or (3) the patient presents with an increased risk for overdose, including a patient with a history of overdose, a patient with a history of substance abuse disorder, or a patient at risk of returning to a high dose of opioid medication to which the patient is no longer tolerant. This bill also requires a prescriber to provide education to patients receiving a prescription under this bill on overdose prevention and the use of naloxone hydrochloride or another opioid antagonist. Finally, this bill includes language that makes a violation of the above provisions subject to administrative sanctions by the prescriber's licensing board. This bill exempts prescribers when prescribing to individuals under the jurisdiction of the Department of Corrections and Rehabilitation.

**AB 2783 (O'DONNELL, CHAPTER 589, STATUTES OF 2018)
CONTROLLED SUBSTANCES: HYDROCODONE
COMBINATION PRODUCTS: SCHEDULES.**

This bill reclassifies hydrocodone combination drugs from Schedule III to Schedule II on the state's controlled substance schedule.

**AB 2789 (WOOD, CHAPTER 438, STATUTES OF 2018)
HEALTH CARE PRACTITIONERS: PRESCRIPTIONS:
ELECTRONIC DATA TRANSMISSION.**

Beginning January 1, 2022, this bill requires specified prescribers to electronically submit prescriptions to pharmacies and requires pharmacies to receive electronic prescriptions. This bill provides exceptions for specified situations, including but not limited to technological failure, emergency rooms, prescriptions for patients with terminal illness, and prescriptions for individuals under the jurisdiction of the Department of Corrections and Rehabilitation.

**AB 2968 (LEVINE, CHAPTER 778, STATUTES OF 2018)
PSYCHOTHERAPIST-CLIENT RELATIONSHIP: VICTIMS
OF SEXUAL BEHAVIOR AND SEXUAL CONTACT:
INFORMATIONAL BROCHURE.**

This bill modifies and modernizes requirements for the Department of Consumer Affairs (Department) publication entitled "Professional Therapy Never Includes Sex" (brochure). Specifically, this bill: (1) eliminates the requirement that the Department develop the brochure in consultation with the Attorney General's office; (2) deletes the inclusion of professional association complaint procedures in the brochure; (3) specifies that the brochure shall include information that other civil and criminal remedies may also be available to them in regards to the incident; (4) requires the brochure to also be provided to victims of psychotherapist-client sexual behavior; (5) defines sexual behavior; (6) deletes the requirement that the brochure include histories of victims and their families; (7) clarifies the brochure shall be prepared, developed, and disseminated by the Board of Behavioral Sciences, the Board of Psychology, the Medical Board of California, and the Osteopathic Medical Board of California; and (8) requires the brochure to be made available on the websites of the preceding programs.

**SB 1109 (BATES, CHAPTER 693, STATUTES OF 2018)
CONTROLLED SUBSTANCES: SCHEDULE II DRUGS:
OPIOIDS.**

This bill, among other revisions: (1) amends existing mandatory continuing education course content requirements for physicians and surgeons, physician assistants, certified nurse-midwives, nurse practitioners, dentists, osteopathic physicians and surgeons, and optometrists to require instruction to include information on the risks of addiction associated with the use of Schedule II drugs; (2) encourages the Medical Board of California to include instruction on the risks of addiction associated with the use of Schedule II drugs as part of its continuing education requirements; (3) requires the Medical Board of California to periodically develop and disseminate informational materials regarding the risks of addiction associated with the use of Schedule II drugs; (4) requires pharmacies and pharmacists to display on the label or container of a prescription drug containing an opioid, a notice that warns of the risk of overdose and addiction; (5) requires prescribers to first discuss the risks of addiction and overdose associated with the use of opioids before prescribing opioid medications to a minor; and (6) requires schools and youth sports organizations to annually provide athletes with an information sheet regarding the risks of opioid addiction.

**SB 1448 (HILL, CHAPTER 570, STATUTES OF 2018)
HEALING ARTS LICENSEES: PROBATION STATUS:
DISCLOSURE.**

This bill requires licensees of the Medical Board of California, the California Board of Podiatric Medicine, the Osteopathic Medical Board of California, the Naturopathic Medicine Committee, California Board of Chiropractic Examiners, and California Acupuncture Board to make a separate disclosure to their patients or patients' guardian if licensees are on probation related to their professional license. This bill limits the circumstances in which licensees of the Medical Board of California or the Osteopathic Medical Board of California would be required to make a separate disclosure to those cases in which a probationer was accused of one or more of an enumerated list of offenses. This bill also requires increased reporting of licensee information on the websites of the affected boards.

**SB 1491 (SENATE COMMITTEE ON BUSINESS,
PROFESSIONS AND ECONOMIC DEVELOPMENT,
CHAPTER 703, STATUTES OF 2018) HEALING ARTS.**

This bill makes various minor, noncontroversial, non-substantive, and technical changes to provisions of the Business and Professions Code pertaining to the Board of Behavioral Sciences, Dental Board, Board of Optometry, Respiratory Care Board, and the Veterinary Medical Board.

**SB 1495 (SENATE COMMITTEE ON HEALTH, CHAPTER
424, STATUTES OF 2018) HEALTH.**

This bill excludes from the definition of "stem cell therapy" those therapies involving Human Cells, Tissues, and Cellular and Tissue-Based Products (commonly known as HCT/PS) that meet specified criteria pursuant to, or that qualify for an exception under, federal law, among other provisions.

Overview of Reported Information

DCA's regulatory boards and bureaus protect the public by licensing, registering, certifying, or approving individuals or businesses in various professions. These entities also investigate complaints and discipline license holders who violate practice requirements.

In this Annual Report, each DCA entity notes its accomplishments and new laws or regulations extending through the 2018 calendar year. Statistical information presented in licensing and enforcement activity data from fiscal year 2017-2018. Entities vary in the data they report because they are governed by different laws, and therefore, not all categories of data apply to all entities. If a category does not apply, the table will indicate 'N/A.'

Here is an overview of the information included.

STAFF

The number of civil service positions and the number of exempt positions approved in the state budget (including vacancies). Exempt employees are executive-level personnel (usually an executive officer or a bureau chief) appointed by the board, the DCA director, or the Governor.

BOARD MEMBERSHIP

Boards are semiautonomous entities. Members of a board are usually split between people representing the profession and people representing the public. Board members are appointed by the Governor, the Senate Rules Committee, or the Speaker of the Assembly. The number of board members, who they represent, and who appoints them is set in state law. Membership on a DCA board is not a salaried position. Those who serve receive a small stipend and travel expenses to attend meetings.

BUREAU ADVISORY COMMITTEE MEMBERSHIP

Bureaus, committees, programs, and commissions are under the direct control of DCA, but may have an advisory committee made up of professionals and public members.

STRATEGIC PLAN

Each DCA entity is expected to have its own strategic plan that outlines its mission, vision, and goals.

LICENSES

The total number of licenses, permits, certificates, and approvals granted by each entity during the fiscal year. Totals for each type of license or permit can be found in the Summary of Licensing Activity.

FEES

List of most associated fees.

SUMMARY OF LICENSING ACTIVITY

INITIAL LICENSES/CERTIFICATES/PERMITS

The number of initial applications, the number of licenses issued, and the number of licenses renewed.

RENEWAL AND CONTINUING EDUCATION

How often a license must be renewed and how many hours of continuing education, if any, are required for renewal.

EXAMINATION RESULTS

The number of candidates who passed or failed an exam for licensure.

OVERVIEW OF STATISTICAL INFORMATION (CONTINUED)

SUMMARY OF ENFORCEMENT ACTIVITY**CONSUMER COMPLAINTS—INTAKE**

These include complaints from the public, government, law enforcement, licensed professional groups, internal, others, or anonymous. DCA defines a complaint as, “an allegation or inquiry from any source indicating a probable violation of any law, rule, or order of any regulatory agency, including violations of the Business and Professions Code relating to businesses and professions licensed by any entity of the Department of Consumer Affairs.”

CONVICTION/ARREST NOTIFICATION COMPLAINTS

Convictions, applicant-reported convictions, or subsequent arrests are listed. “Pending” includes all conviction/arrest notification complaints pending at the end of the fiscal year regardless of the date the complaint was received.

INSPECTIONS (IF APPLICABLE)

The total number of enforcement inspections conducted during the fiscal year. The total includes initial, routine, complaint-driven, and follow-up inspections, and the number of citations issued because of an inspection.

INVESTIGATIONS

An investigation is defined as the collection and verification of facts to determine jurisdiction and potential violations of law. Investigations begin as soon as they are assigned. The number reported includes desk investigations and field investigations.

NUMBER OF DAYS TO COMPLETE INTAKE AND INVESTIGATIONS

The timeline begins from the date the complaint was received to the date the investigation was closed, plus the average number of days to complete intake and investigation.

CITATIONS AND FINES

These numbers show citations issued with or without an administrative fine, and citations withdrawn or dismissed. The average refers to the average number of days from the date the complaint was received to the date a citation was issued.

TOTAL AMOUNT OF FINES

Amount assessed, reduced, and collected.

CRIMINAL/CIVIL ACTIONS

These are referrals to or filings by a district attorney or city attorney for criminal or civil action. These may include misdemeanor citations. A referral may be made both to the district attorney and the Office of the Attorney General and will be reflected in both categories.

OFFICE OF THE ATTORNEY GENERAL (AG)/DISCIPLINARY ACTIONS

Complaints and investigations in which the evidence and facts have substantiated a violation of the law are referred to the Attorney General for disciplinary action. Outcomes of disciplinary action may affect the status of a professional’s license.

NUMBER OF DAYS TO COMPLETE AG CASES

This table refers to the number of closed cases in the previous table. The timeline covers the date the complaint was received to the date the order became effective.

FORMAL ACTIONS FILED/WITHDRAWN/DISMISSED

All actions filed, withdrawn, or dismissed during the fiscal year.

ADMINISTRATIVE OUTCOMES/FINAL ORDERS

Disciplinary action taken in the cases closed by the Attorney General.

PETITION FOR MODIFICATION OR TERMINATION OF PROBATION

Outcome of petitions by licensees to reduce terms and conditions of probation or to terminate probation early.

PETITION FOR REINSTATEMENT OF REVOKED LICENSE/REGISTRATION/CERTIFICATION

The outcome of those requests.

COST RECOVERY TO DCA

Total dollar amount of administrative costs ordered repaid to DCA. Costs ordered may never be received.

RESTITUTION TO CONSUMERS/ REFUNDS/SAVINGS (IF APPLICABLE)

The total of court-ordered restitution to consumers as a result of mediation efforts. In some instances, services were performed without charge to the consumer, a consumer’s bill was reduced, or a product was returned or exchanged.



CALIFORNIA BOARD OF ACCOUNTANCY

Licenses and regulates certified public accountants and public accountancy firms.

STAFF:

84.9 civil servant positions
2 exempt

LICENSES, REGISTRATIONS,
PERMITS, AND CERTIFICATES:

105,381

BOARD MEMBERSHIP:

8 public representatives
7 licensees

BOARD STAFF:

Executive Officer:
Patti Bowers
patti.bowers@cba.ca.gov

Assistant Executive Officer:
Deanne Pearce
deanne.pearce@cba.ca.gov

Legislative Contact:
Nooshin Movassaghi
nooshin.movassaghi@cba.ca.gov

STRATEGIC PLAN ADOPTED:
2018

www.dca.ca.gov/cba

LAWS AND REGULATIONS:

Business and Professions Code §§ 5000 – 5158;
Title 16, Division 1, California Code of Regulations §§ 1 – 99.1.

SUNSET REVIEW:

Last Review: 2015 **Next Review: 2019**

BOARD MEMBERS:

Name	Appointment Expires	Appointment Type	Appointment Authority
MICHAEL M. SAVOY, CPA	NOVEMBER 26, 2022	PROFESSIONAL	GOVERNOR
GEORGE FAMALET, CPA (PRESIDENT)	JANUARY 1, 2019	PROFESSIONAL	GOVERNOR
MARK J. SILVERMAN, ESQ. (VICE PRESIDENT)	JANUARY 1, 2022	PUBLIC	GOVERNOR
ALICIA BERHOW	JANUARY 1, 2019	PUBLIC	SPEAKER OF THE ASSEMBLY
JOSE A. CAMPOS, CPA	NOVEMBER 26, 2019	PROFESSIONAL	GOVERNOR
NANCY J. CORRIGAN, CPA (SECRETARY/TREASURER)	NOVEMBER 26, 2021	PROFESSIONAL	GOVERNOR
KARRIANN FARRELL HINDS, ESQ.	JANUARY 1, 2019	PUBLIC	GOVERNOR
MARY M. GEONG, CPA	NOVEMBER 26, 2021	PROFESSIONAL	GOVERNOR
DAN JACOBSON, ESQ.	JANUARY 1, 2021	PUBLIC	SPEAKER OF THE ASSEMBLY
XOCHITL A. LEÓN	JANUARY 1, 2019	PUBLIC	SENATE RULES COMMITTEE
LUZ MOLINA LOPEZ	NOVEMBER 26, 2020	PUBLIC	GOVERNOR
CAROLA A. NICHOLSON, CPA	JANUARY 1, 2020	PROFESSIONAL	GOVERNOR
SUNNY YOUNGSUN PARK, ESQ.	JANUARY 1, 2020	PUBLIC	SENATE RULES COMMITTEE
DEIDRE ROBINSON	NOVEMBER 26, 2022	PUBLIC	GOVERNOR
KATRINA L. SALAZAR, CPA	NOVEMBER 26, 2019	PROFESSIONAL	GOVERNOR

RECIPROCITY

Pursuant to Business and Professions Code sections 5096 – 5096.21, qualified out-of-state certified public accountants (CPAs) may participate in the California Board of Accountancy's (CBA) mobility program and practice public accountancy in California without providing notice or paying a fee. All CPAs practicing in California under the mobility program are subject to the disciplinary authority of the CBA and, if applicable, must self-report certain disqualifying events and cease practicing in this state until authorized by the CBA.

ACCOMPLISHMENTS

The California Board of Accountancy (CBA) formed staff work groups to propose improvements to the licensing program that will reduce examination and licensing application processing timeframes. This will implement interim technological improvements to eliminate certain manual operations during the development of CBA's Business Modernization Project.

The CBA determined that the mobility program, established by the Legislature on July 1, 2013, provides increased levels of consumer protection, compared to the prior program. As described in its report, *California's Mobility Program for Accountancy—Implementation, Enforcement and Its Consumer Benefits* (published December 2017), the mobility program increased consumer protection through various means, including:

- Established the National Association of State Boards of Accountancy's Guiding Principles of Enforcement, which set standards used to evaluate the enforcement practices of various jurisdictions.
- Increased the number of jurisdictions that make disciplinary information about their licensees available on the internet.
- Required certain out-of-state accounting firms to register with the CBA prior to performing certain services for California-headquartered entities.

The CBA realized additional efficiencies in the enforcement program, including a 60 percent decrease (133 to 53) in the number of complaints pending over 24 months; in the last few months of fiscal year 2017–18, the average number of days to close a case decreased from 224 to 204; and the number of licensees on probation increased by 18 percent.

For the first time, a CBA meeting was conducted on a college campus—California State University, Fullerton. The CBA dedicated a portion of that meeting to students, where CBA members shared their perspectives on the profession and staff discussed the requirements for licensure.

The CBA also implemented a new continuing education (CE) requirement, effective October 1, 2017, for licensees who perform preparation engagements as their highest level of service to complete eight hours of preparation engagement or accounting and auditing CE and four hours of CE specifically related to the prevention, detection, and/or reporting of fraud affecting financial statements.

NEW LEGISLATION

(Extends through 2018)

SB 795 (Galgiani, Chapter 447, Statutes of 2018) makes permanent the CBA's practice privilege program which allows qualified out-of-state certified public accountants (CPAs) to practice public accountancy in California without providing notice or paying a fee.

SB 1492 (Senate Committee on Business, Professions and Economic Development, Chapter 422, Statutes of 2018) makes various minor, non-controversial, non-substantive, and/or technical changes to provisions of the Business and Professions Code pertaining to the Board of Accountancy, Board of Barbering and Cosmetology, and the Bureau for Private Postsecondary Education.

LICENSE REQUIREMENTS

License Requirements	Y/N?
DEGREE/PROFESSIONAL SCHOOLING	Y
QUALIFYING EXPERIENCE (MAY INCLUDE EDUCATION)	Y
EXAMINATION	Y
CONTINUING EDUCATION/COMPETENCY	Y
FINGERPRINT REQUIREMENT	Y

FEES*

License Type/Fee Type	Actual Fee	Statutory Limit
CPA EXAMINATION APPLICATION FEE	\$100	\$600
NATIONAL ASSOCIATION OF STATE BOARDS OF ACCOUNTANCY (NASBA) UNIFORM CPA EXAMINATION FEE	\$833.60	SET BY NASBA
APPLICATION FEE FOR CPA LICENSURE	\$250	\$250
CPA LICENSE ISSUANCE FEE	\$120	\$250
TOTAL INITIAL LICENSE FEES	\$1,303.60	N/A
BIENNIAL RENEWAL FEE	\$120	\$250
CPA APPLICATION FEE - RETIRED STATUS	\$75	\$250
ACCOUNTANCY FIRM: APPLICATION FOR REGISTRATION AS A PARTNERSHIP OR CORPORATION	\$250	\$250
ACCOUNTANCY FIRM: BIENNIAL RENEWAL	\$120	\$250

*Additional Fees may be required per Business and Professions Code § 5134.

Summary of Licensing Activity

Initial Licenses/Certificates/Permits			
TYPE	APPS RECEIVED	ISSUED	RENEWED
CPA	3,234	2,187	42,916
PUBLIC ACCOUNTANT	0	0	3
CORPORATION	258	173	1,488
PARTNERSHIP	84	48	536
FICTITIOUS NAME PERMIT	132	84	177
OUT-OF-STATE FIRM REGISTRATION	70	49	142
TOTAL	3,778	2,541	45,262

Licensing Population by Type			
TYPE	CERTIFICATES/ PERMITS	LICENSES/ REGISTRATIONS	APPROVALS
CPA	N/A	96,450	N/A
CORPORATION	N/A	4,665	N/A
PARTNERSHIP	N/A	1,582	N/A
PUBLIC ACCOUNTANT	N/A	37	N/A
RETIRED	N/A	2,051	N/A
OUT-OF-STATE FIRM REGISTRATION	N/A	596	N/A
TOTAL	N/A	105,381	N/A

Renewal and Continuing Education (CE)		
TYPE	FREQUENCY OF RENEWAL	NUMBER CE HOURS REQUIRED EACH CYCLE
CPA	EVERY 2 YEARS	80
PA - PUBLIC ACCOUNTANT	EVERY 2 YEARS	80
CORPORATION	EVERY 2 YEARS	N/A
PARTNERSHIP	EVERY 2 YEARS	N/A
FICTITIOUS NAME PERMIT	EVERY 5 YEARS	N/A
OFR - OUT-OF-STATE FIRM REGISTRATION	EVERY 2 YEARS	N/A

Exams Results			
EXAM TITLE	PASS	FAIL	TOTAL
UNIFORM CERTIFIED PUBLIC ACCOUNTANT EXAMINATION*	3,136	N/A	3,136

*The Uniform CPA Examination (CPA Exam) consists of four sections—Auditing and Attestation, Business Environment and Concepts, Financial Accounting and Reporting, and Regulation. A candidate must successfully complete all four sections within 18 months to pass the CPA Exam. The number provided represents the total number of candidates who successfully completed all sections and passed the CPA Exam. Since the CPA Exam consists of four sections, the number of individuals who failed the CPA Exam is not available. However, the CBA can provide the number of failed sections that comprise the CPA Exam, which is 14,396.

Summary of Enforcement Activity

Consumer Complaints—Intake	
2,134	RECEIVED
0	CLOSED WITHOUT REFERRAL FOR INVESTIGATION
2,139	REFERRED FOR INVESTIGATION
0	PENDING

Conviction/Arrest Notification Complaints	
301	RECEIVED
301	CLOSED/REFERRED FOR INVESTIGATION
0	PENDING

Inspections	
	N/A

Investigations	
2,436	OPENED
2,356	CLOSED
1,172	PENDING

Number of Days to Complete Intake and Investigations	
1,118	UP TO 90 DAYS
434	91 TO 180 DAYS
347	181 DAYS TO 1 YEAR
313	1 TO 2 YEARS
107	2 TO 3 YEARS
37	OVER 3 YEARS
193	AVERAGE NUMBER OF DAYS TO COMPLETE INTAKE AND INVESTIGATIONS

Citations and Fines	
127	ISSUED
127	ISSUED WITH A FINE
35	WITHDRAWN
0	DISMISSED
231	AVERAGE NUMBER OF DAYS TO ISSUE A CITATION AND FINE

Total Amount of Fines	
\$55,230	ASSESSED
\$0	REDUCED
\$26,252	COLLECTED

Criminal/Civil Actions

0	REFERRALS FOR CRIMINAL/CIVIL ACTION
0	CRIMINAL ACTIONS FILED
0	CIVIL ACTIONS FILED

Office of the Attorney General/Disciplinary Actions

81	CASES OPENED/INITIATED
90	CASES CLOSED
69	CASES PENDING

Number of Days to Complete AG Cases

15	1 YEAR
25	1 TO 2 YEARS
19	2 TO 3 YEARS
31	OVER 3 YEARS
865	AVERAGE NUMBER OF DAYS TO IMPOSE DISCIPLINE

Formal Actions Filed/Withdrawn/Dismissed

1	STATEMENTS OF ISSUES FILED
73	ACCUSATIONS FILED
0	RESTRAINING/RESTRICTION/SUSPENSION ORDERS GRANTED
0	STATEMENTS OF ISSUES WITHDRAWN/DISMISSED
0	ACCUSATIONS WITHDRAWN/DISMISSED

Administrative Outcomes/Final Orders

1	LICENSE APPLICATIONS DENIED
20	REVOCATION
12	SURRENDER OF LICENSE
5	PROBATION WITH SUSPENSION
0	SUSPENSION ONLY
51	PROBATION ONLY
0	PUBLIC REPRIMAND
2	OTHER DECISIONS

Petition for Modification or Termination of Probation

2	GRANTED
0	DENIED
2	TOTAL

Petition for Reinstatement of Revoked License/Registration/Certification

2	GRANTED
1	DENIED
3	TOTAL

Cost Recovery to DCA

\$374,600	ORDERED
\$316,621	COLLECTED

Restitution to Consumers/Refunds/Savings

\$0	RESTITUTION ORDERED
\$0	AMOUNT REFUNDED
\$0	REWORK AT NO CHARGE
\$0	ADJUSTMENTS/RETURNS/EXCHANGES
\$0	TOTAL SAVINGS ACHIEVED FOR CONSUMERS

Receipt of Complaint to Assignment to Investigator

2	AVERAGE NUMBER OF DAYS
----------	------------------------

Investigations: Opening to Closing of Case

209	AVERAGE NUMBER OF DAYS
------------	------------------------

Investigations: Closure of Investigation to Imposing Formal Discipline

382	AVERAGE NUMBER OF DAYS
------------	------------------------



Licenses and regulates acupuncturists
and acupuncture schools.

STAFF:

10.5 civil servant positions
1 exempt

LICENSES, REGISTRATIONS,
PERMITS, AND CERTIFICATES:

12,185

BOARD MEMBERSHIP:

4 public representatives
3 licensees

BOARD STAFF:

Executive Officer:
Ben Bodea
ben.bodea@dca.ca.gov

Legislative Contact:
Marc Johnson
marc.johnson@dca.ca.gov

STRATEGIC PLAN ADOPTED:

2018

www.acupuncture.ca.gov

LAWS AND REGULATIONS:

Business and Professions Code §§ 4925 – 4979;

Title 16, Division 13.7, California Code of Regulations §§ 1399.400 – 1399.489.2

SUNSET REVIEW:

Last Review: 2018

Next Review: 2022

BOARD MEMBERS:

Name	Appointment Expires	Appointment Type	Appointment Authority
AMY MATECKI (PRESIDENT)	JUNE 1, 2021	PROFESSIONAL	GOVERNOR
KITMAN CHAN (VICE PRESIDENT)	JUNE 1, 2021	PUBLIC	GOVERNOR
JOHN HARABEDIAN	JUNE 1, 2021	PUBLIC	GOVERNOR
RUBEN OSORIO	JUNE 1, 2021	PUBLIC	SENATE RULES COMMITTEE
BRADLEY CIMINO	JUNE 1, 2021	PROFESSIONAL	GOVERNOR
HUYNH "FRANCISCO" KIM	JUNE 1, 2021	PROFESSIONAL	GOVERNOR
VACANT	N/A	PUBLIC	SPEAKER OF THE ASSEMBLY

RECIPROCITY

None.

ACCOMPLISHMENTS

The Board underwent its legislative sunset review in 2018. The Joint Legislative Sunset Review Oversight Committee reviewed Board operations at the February 26, 2018 hearing. The Board is meeting or exceeding its performance measure targets in the areas of complaint intake, investigations, probation intake, and probation violation response time.

The Board collaborated with DCA's Office of Publication, Design, & Editing to develop and select its new logo, one which more accurately portrays its purpose. Additionally, it has transitioned to DCA's new License Search for looking up a licensee's status, improving the user experience and access to more detailed information.

An average time of two days to process licensing renewals was maintained along with a continued improvement of application processing by streamlining the workflow and modernizing existing licensing processes. The Board partnered with SOLID and OIS to initiate the Business Modernization Plan to capture its current processes. This will allow for the implementation of a new technology platform to address further improvements in its internal processes, reporting, stakeholder communications, and offering online applications and payments.

In partnership with the Department of Public Health, the Board informed licensees of laws relating to needle disposal protocols. This included outreach to all licensees and updates to the Board website, including creation of a specific webpage addressing the issue.

The Board collaborated with OPES and OIS to transition the California Acupuncture Licensing Exam from a pencil and paper-based exam to computer-based testing. Candidates will be able to take the exam at multiple test sites with more convenient scheduling. Computer-based testing will provide cost savings, increased security, and improve accessibility for candidates by offering testing six days a week at multiple locations throughout California and the United States.

A new five-year Strategic Plan for 2018–22 was adopted by the Board at the June 29, 2018 public meeting. The plan, developed with substantial stakeholder input from two public strategic planning sessions, will guide the Board's overall operations for the next five years.

NEW LEGISLATION

(Extends through 2018)

AB 3142 (Low, Chapter 596, Statutes of 2018) extends the operation of the Board and the authority to appoint an executive officer to January 1, 2023. Additionally, this bill updates accreditation language for training programs, clarifies how a licensee advertises or represents themselves, and makes various technical and clarifying changes to the Acupuncture Licensure Act.

LICENSE REQUIREMENTS

License Requirements	Y/N?
DEGREE/PROFESSIONAL SCHOOLING	Y
QUALIFYING EXPERIENCE (MAY INCLUDE EDUCATION)	Y
EXAMINATION	Y
CONTINUING EDUCATION/COMPETENCY	Y
FINGERPRINT REQUIREMENT	Y

FEES*

License Type/Fee Type	Actual Fee	Statutory Limit
APPLICATION FEE	\$75	\$75
EXAMINATION FEE	\$550	ACTUAL COST
INITIAL LICENSURE FEE	\$176 - \$325 FOR INITIAL, \$325 THEREAFTER	\$325
BIENNIAL RENEWAL FEE	\$325	\$325

*Additional Fees may be required. Refer to the Board Laws and Regulation for details.

Summary of Licensing Activity

Initial Licenses/Certificates/Permits			
TYPE	APPS RECEIVED	ISSUED	RENEWED
LICENSED ACUPUNCTURIST	449	452	5,797
TOTAL	449	452	5,797

Licensing Population by Type			
TYPE	CERTIFICATES/ PERMITS	LICENSES/ REGISTRATIONS	APPROVALS
LICENSED ACUPUNCTURIST	N/A	12,185	N/A
TOTAL		12,185	

Renewal and Continuing Education (CE)		
TYPE	FREQUENCY OF RENEWAL	NUMBER CE HOURS REQUIRED EACH CYCLE
LICENSED ACUPUNCTURIST	EVERY 2 YEARS	50

Exams Results			
EXAM TITLE	PASS	FAIL	TOTAL
CALIFORNIA ACUPUNCTURE LICENSING EXAM	469	342	811

Summary of Enforcement Activity

Consumer Complaints—Intake	
159	RECEIVED
2	CLOSED WITHOUT REFERRAL FOR INVESTIGATION
169	REFERRED FOR INVESTIGATION
3	PENDING

Conviction/Arrest Notification Complaints	
58	RECEIVED
60	CLOSED/REFERRED FOR INVESTIGATION
1	PENDING

Inspections	
	N/A

Investigations	
229	OPENED
254	CLOSED
122	PENDING

Number of Days to Complete Intake and Investigations	
118	UP TO 90 DAYS
52	91 TO 180 DAYS
43	181 DAYS TO 1 YEAR
29	1 TO 2 YEARS
10	2 TO 3 YEARS
2	OVER 3 YEARS
195	AVERAGE NUMBER OF DAYS TO COMPLETE INTAKE AND INVESTIGATIONS

Citations and Fines	
47	ISSUED
47	ISSUED WITH A FINE
3	WITHDRAWN
4	DISMISSED
151	AVERAGE NUMBER OF DAYS TO ISSUE A CITATION AND FINE

Total Amount of Fines	
\$30,850	ASSESSED
\$1,250	REDUCED
\$33,085	COLLECTED

Criminal/Civil Actions	
2	REFERRALS FOR CRIMINAL/CIVIL ACTION
1	CRIMINAL ACTIONS FILED
0	CIVIL ACTIONS FILED

Office of the Attorney General/Disciplinary Actions	
13	CASES OPENED/INITIATED
12	CASES CLOSED
16	CASES PENDING

Number of Days to Complete AG Cases

5	1 YEAR
6	1 TO 2 YEARS
0	2 TO 3 YEARS
1	OVER 3 YEARS
462	AVERAGE NUMBER OF DAYS TO IMPOSE DISCIPLINE

Formal Actions Filed/Withdrawn/Dismissed

0	STATEMENTS OF ISSUES FILED
9	ACCUSATIONS FILED
0	RESTRAINING/RESTRICTION/SUSPENSION ORDERS GRANTED
0	STATEMENTS OF ISSUES WITHDRAWN/DISMISSED
0	ACCUSATIONS WITHDRAWN/DISMISSED

Administrative Outcomes/Final Orders

0	LICENSE APPLICATIONS DENIED
3	REVOCATION
2	SURRENDER OF LICENSE
0	PROBATION WITH SUSPENSION
0	SUSPENSION ONLY
6	PROBATION ONLY
0	PUBLIC REPRIMAND
1	OTHER DECISIONS

Petition for Modification or Termination of Probation

0	GRANTED
0	DENIED
0	TOTAL

Petition for Reinstatement of Revoked License/
Registration/Certification

0	GRANTED
1	DENIED
1	TOTAL

Cost Recovery to DCA

\$46,642.37	ORDERED
\$51,163.64	COLLECTED

Restitution to Consumers/Refunds/Savings

\$0	RESTITUTION ORDERED
\$0	AMOUNT REFUNDED
\$0	REWORK AT NO CHARGE
\$0	ADJUSTMENTS/RETURNS/EXCHANGES
\$0	TOTAL SAVINGS ACHIEVED FOR CONSUMERS

Receipt of Complaint to Assignment to Investigator

5	AVERAGE NUMBER OF DAYS
----------	------------------------

Investigations: Opening to Closing of Case

195	AVERAGE NUMBER OF DAYS
------------	------------------------

Investigations: Closure of Investigation to Imposing
Formal Discipline

323	AVERAGE NUMBER OF DAYS
------------	------------------------



Certifies and monitors third-party arbitration programs of participating automobile manufacturers to ensure they comply with California law on new vehicle warranties and state-certified arbitration programs.

STAFF:

8 civil servant positions

CERTIFICATES:

25

STAFF:

Chief:

Sherrie Moffet-Bell

sherrie.moffet-bell@dca.ca.gov

Deputy Chief:

Jose Escobar

jose.escobar@dca.ca.gov

Legislative Contact:

Sherrie Moffet-Bell

sherrie.moffet-bell@dca.ca.gov

STRATEGIC PLAN ADOPTED:

2018

www.dca.ca.gov/acp

www.lemonlaw.ca.gov

LAWS AND REGULATIONS:

Business and Professions Code §§ 472 – 472.5;

Commercial Code §§ 2101 – 2801;

Health and Safety Code §§ 43204 - 43205.5;

Civil Code §§ 1790 – 1795.93;

Vehicle Code §§ 11700 – 11909;

California Code of Regulations Title 16, Division 33.1, §§ 3396.1 – 3399.6.

SUNSET REVIEW:

The Arbitration Certification Program is not subject to sunset review because it is neither a board nor a bureau.

ARBITRATION CERTIFICATION PROGRAM

RECIPROCITY

None.

ACCOMPLISHMENTS

The Arbitration Certification Program (Program) strengthened its public outreach by continuing to provide Lemon Law brochures to new vehicle owners with assistance from the Department of Motor Vehicles. These brochures help guide consumers through the state-certified Lemon Law. In 2017, the Program reached 3,200 consumers with Lemon Law brochures.

The Program held a teleconference with 85 percent of its certified manufacturers to discuss outstanding issues and intends to work closely with manufacturers to address issues affecting the fairness of certified arbitration programs. Program representatives were invited to Detroit to visit and provide information to 20 Chinese delegates with an overview of the benefits of the arbitration process for resolution of auto warranty disputes.

The Program facilitated the return of approximately \$11 million to consumers in the form of refunds, replacement vehicles, extended service contracts, and repairs awarded by state-certified arbitration programs.

NEW LEGISLATION

(Extends through 2018)

There was no enacted legislation solely related to this program in 2018. Legislation with Department-wide impact is discussed in the DCA-wide Legislation section of this report on page 9.

LICENSE REQUIREMENTS

License Requirements	Y/N?
DEGREE/PROFESSIONAL SCHOOLING	N/A
QUALIFYING EXPERIENCE (MAY INCLUDE EDUCATION)	N/A
EXAMINATION	N/A
CONTINUING EDUCATION/COMPETENCY	N/A
FINGERPRINT REQUIREMENT	N/A

FEES*

License Type/Fee Type	Actual Fee	Statutory Limit
N/A		

Summary of Licensing Activity

Initial Licenses/Certificates/Permits			
TYPE	APPS RECEIVED	ISSUED	RENEWED
N/A			

Licensing Population by Type			
TYPE	CERTIFICATES/ PERMITS	LICENSES/ REGISTRATIONS	APPROVALS
N/A			

Renewal and Continuing Education (CE)		
TYPE	FREQUENCY OF RENEWAL	NUMBER CE HOURS REQUIRED EACH CYCLE
N/A		

Exams Results			
EXAM TITLE	PASS	FAIL	TOTAL
N/A			

Summary of Enforcement Activity

Consumer Complaints—Intake	
92	RECEIVED
81	CLOSED WITHOUT REFERRAL FOR INVESTIGATION
11	REFERRED FOR INVESTIGATION
0	PENDING

Conviction/Arrest Notification Complaints	
N/A	RECEIVED
N/A	CLOSED/REFERRED FOR INVESTIGATION
N/A	PENDING

Inspections	
	0

Investigations	
N/A	OPENED
N/A	CLOSED
N/A	PENDING

Number of Days to Complete Intake and Investigations	
0	UP TO 90 DAYS
0	91 TO 180 DAYS
0	181 DAYS TO 1 YEAR
0	1 TO 2 YEARS
0	2 TO 3 YEARS
0	OVER 3 YEARS
0	AVERAGE NUMBER OF DAYS TO COMPLETE INTAKE AND INVESTIGATIONS

ARBITRATION CERTIFICATION PROGRAM

Citations and Fines

NA	ISSUED
N/A	ISSUED WITH A FINE
N/A	WITHDRAWN
NA	DISMISSED
N/A	AVERAGE NUMBER OF DAYS TO ISSUE A CITATION AND FINE

Total Amount of Fines

\$0	ASSESSED
\$0	REDUCED
\$0	COLLECTED

Criminal/Civil Actions

N/A	REFERRALS FOR CRIMINAL/CIVIL ACTION
N/A	CRIMINAL ACTIONS FILED
N/A	CIVIL ACTIONS FILED

Office of the Attorney General/Disciplinary Actions

N/A	CASES OPENED/INITIATED
N/A	CASES CLOSED
N/A	CASES PENDING

Number of Days to Complete AG Cases

N/A	1 YEAR
N/A	1 TO 2 YEARS
N/A	2 TO 3 YEARS
N/A	OVER 3 YEARS
N/A	AVERAGE NUMBER OF DAYS TO IMPOSE DISCIPLINE

Formal Actions Filed/Withdrawn/Dismissed

N/A	STATEMENTS OF ISSUES FILED
N/A	ACCUSATIONS FILED
N/A	RESTRAINING/RESTRICTION/SUSPENSION ORDERS GRANTED
N/A	STATEMENTS OF ISSUES WITHDRAWN/DISMISSED
N/A	ACCUSATIONS WITHDRAWN/DISMISSED

Administrative Outcomes/Final Orders

N/A	LICENSE APPLICATIONS DENIED
N/A	REVOCATION
N/A	SURRENDER OF LICENSE
N/A	PROBATION WITH SUSPENSION
N/A	SUSPENSION ONLY
N/A	PROBATION ONLY
N/A	PUBLIC REPRIMAND
N/A	OTHER DECISIONS

Petition for Modification or Termination of Probation

N/A	GRANTED
N/A	DENIED
N/A	TOTAL

Petition for Reinstatement of Revoked License/Registration/Certification

N/A	GRANTED
N/A	DENIED
N/A	TOTAL

Cost Recovery to DCA

N/A	ORDERED
N/A	COLLECTED

Restitution to Consumers/Refunds/Savings

N/A	RESTITUTION ORDERED
N/A	AMOUNT REFUNDED
N/A	REWORK AT NO CHARGE
N/A	ADJUSTMENTS/RETURNS/EXCHANGES
N/A	TOTAL SAVINGS ACHIEVED FOR CONSUMERS

Receipt of Complaint to Assignment to Investigator

N/A	AVERAGE NUMBER OF DAYS
------------	------------------------

Investigations: Opening to Closing of Case

N/A	AVERAGE NUMBER OF DAYS
------------	------------------------

Investigations: Closure of Investigation to Imposing Formal Discipline

N/A	AVERAGE NUMBER OF DAYS
------------	------------------------



Department of Consumer Affairs
CALIFORNIA ARCHITECTS BOARD
 PUBLIC PROTECTION THROUGH EXAMINATION, LICENSURE, AND REGULATION

Licenses and regulates architects responsible for designing structures throughout the state. Protects consumers of architectural services, as well as those who inhabit or use the designed structures.

STAFF:

24.9 civil servant positions
1 exempt

LICENSES, REGISTRATIONS,
 PERMITS, AND CERTIFICATES:

21,377

BOARD MEMBERSHIP:

5 public representatives
5 licensees

BOARD STAFF:

Executive Officer:

Laura Zuniga

laura.zuniga@dca.ca.gov

Assistant Executive Officer:

Vickie Mayer

vickie.mayer@dca.ca.gov

Legislative Contact:

Laura Zuniga

laura.zuniga@dca.ca.gov

STRATEGIC PLAN ADOPTED:

2017

www.cab.ca.gov

LAWS AND REGULATIONS:

Business and Professions Code §§ 5500 – 5610.7

Title 16, Division 2, California Code of Regulations §§ 100 – 160

SUNSET REVIEW:

Last Review: 2018

Next Review: 2022

BOARD MEMBERS:

Name	Appointment Expires	Appointment Type	Appointment Authority
DENISE CAMPOS	JUNE 30, 2019	PUBLIC	SPEAKER OF THE ASSEMBLY
TIAN FENG (VICE PRESIDENT)	JUNE 30, 2021	PROFESSIONAL	GOVERNOR
PASQUAL V. GUTIERREZ	JUNE 30, 2020	PROFESSIONAL	GOVERNOR
SYLVIA KWAN (PRESIDENT)	JUNE 30, 2019	PROFESSIONAL	GOVERNOR
EBONY LEWIS	JUNE 30, 2019	PUBLIC	GOVERNOR
MATTHEW MCGUINNESS	JUNE 30, 2020	PUBLIC	GOVERNOR
ROBERT PEARMAN JR.	JUNE 30, 2019	PUBLIC	SENATE RULES COMMITTEE
NILZA SERRANO (SECRETARY)	JUNE 30, 2020	PUBLIC	GOVERNOR
*BARRY WILLIAMS	JUNE 30, 2018	PROFESSIONAL	GOVERNOR
VACANT	N/A	PROFESSIONAL	GOVERNOR

*Currently serving under a grace period.

RECIPROCITY

Pursuant to Title 16, California Code of Regulations, Division 2, section 121, reciprocity applicants must hold a current and valid license in a qualifying jurisdiction, provide verification of eight years of combined education and work experience, meet the licensing requirements equivalent to those in California, and successfully complete the California Supplemental Examination (CSE). The Board has authority to grant eligibility for the CSE to candidates meeting the requirements based on three categories of reciprocity candidacy: (1) candidates licensed to practice in another United States jurisdiction (pre-1966); (2) candidates licensed in another United States jurisdiction (1966-present); and (3) candidates licensed to practice in a foreign country with National Council of Architectural Registration Boards (NCARB) certification.

The Board requires that, prior to licensure, new candidates complete a structured internship program developed by NCARB called the Architectural Experience Program (AXP). In order to be eligible for reciprocity, applicants must have either completed AXP or had three years of architectural practice as a licensed architect in another U.S. jurisdiction. There is a \$35 fee for the Board to review an application for eligibility to take the CSE and a \$100 fee to take the CSE.

ACCOMPLISHMENTS

The Board worked with DCA Office of Information Services to expand the distribution of the *California Architects* newsletter. For the first time, ListServ software was applied in a way that collected all email contact details within the Board's systems. Email contacts were then used to distribute the newsletter. This new approach resulted in an increase of email recipients from approximately 2,200 to 28,000.

There have been major outreach efforts made by the Board. In January, the Board provided the Contractors State License Board with 1,000 *Consumer's Guide to Hiring an Architect* booklets and *Consumer Tips for Design Projects* cards to be disseminated at local assistance centers for wildfire victims throughout the state. During that same month, 300 *Consumer's Guide to Hiring an Architect* booklets were requested by an architect in Ventura for distribution to victims of the Thomas Fire. Also in January, the Board's executive officer and an architect consultant attended a workshop in Loma Rica (Yuba County) to assist residents who wish to hire an architect as a part of their recovery efforts from the Cascade Fire.

On April 16–18, 2018, Board staff, in collaboration with NCARB officers and managers, provided presentations that explained the licensing requirements, role of NCARB, the Architectural Experience Program (AXP), and the Architect Registration Examination (ARE) at Woodbury University, NewSchool of Architecture and Design, MiraCosta College, and Southwestern Community College. There were approximately 200 attendees (total) at the presentations.

The Board is in the process of improving the CSE with the support of the Office of Professional Examination Services. The Board approved reducing the mandatory 180-day wait time after a candidate fails the CSE while maintaining examination security and defensibility. The Board is in the process of reducing the wait time from 180 days to 90 days. Staff is currently developing a regulatory proposal for submittal to the Office of Administrative Law and notice to the public.

NEW LEGISLATION

(Extends through 2018)

SB 721 (Hill, Chapter 445, Statutes of 2018) establishes inspection requirements for exterior elevated elements, such as balconies and elevated walkways, including the load-bearing components, in all buildings containing three or more residential housing units. This bill creates new requirements for owners, local jurisdictions, and inspectors regarding the inspections, including specifying that inspections are to be performed by a licensed architect, licensed structural or civil engineer, a contractor holding an "A," "B," or "C-5," license, a certified construction inspector, or a building official as defined.

SB 920 (Cannella, Chapter 150, Statutes of 2018) extends provisions that allow licensed engineers, land surveyors, and architects to operate as limited liability partnerships from January 1, 2019, to January 1, 2026.

LICENSE REQUIREMENTS

License Requirements	Y/N?
DEGREE/PROFESSIONAL SCHOOLING	N
QUALIFYING EXPERIENCE (MAY INCLUDE EDUCATION)	Y
EXAMINATION	Y
CONTINUING EDUCATION/COMPETENCY	Y
FINGERPRINT REQUIREMENT	N

FEES*

License Type/Fee Type	Actual Fee	Statutory Limit
APPLICATION FOR ELIGIBILITY EVALUATION	\$100	\$100
APPLICATION FOR LICENSURE	\$150 - 300	\$300
APPLICATION FOR RELICENSURE	\$100	\$100
APPLICATION FOR RETIRED LICENSE	\$300	\$400
RECIPROCITY APPLICATION	\$35	\$100
CALIFORNIA SUPPLEMENTAL EXAMINATION APPLICATION	\$100	\$100
ARCHITECT LICENSE RENEWAL APPLICATION	\$300	\$400
DELINQUENT RENEWAL	\$100	\$200

*Additional fees may be required. Refer to the Board Laws and Regulations for details.

Summary of Licensing Activity

Initial Licenses/Certificates/Permits			
TYPE	APPS RECEIVED	ISSUED	RENEWED
ARCHITECTS	650	662	12,585 ¹
TOTAL	650	662	12,585¹

¹ Data taken from most current Fiscal Report - Month 11

Licensing Population by Type			
TYPE	CERTIFICATES/ PERMITS	LICENSES/ REGISTRATIONS	APPROVALS
ARCHITECTS	N/A	21,377	N/A
TOTAL	N/A	21,377	N/A

Renewal and Continuing Education (CE)		
TYPE	FREQUENCY OF RENEWAL	NUMBER CE HOURS REQUIRED EACH CYCLE
DISABILITY ACCESS REQUIREMENTS	BIENNIAL	5

Exams Results			
EXAM TITLE	PASS	FAIL	TOTAL
ARE 4.0			
BUILDING DESIGN & CONSTRUCTION SYSTEMS	234	197	431
BUILDING SYSTEMS	236	216	452
CONSTRUCTION DOCUMENTS & SERVICES	736	941	1,677
PROGRAMMING, PLANNING, & PRACTICE	771	1,007	1,778
SCHEMATIC DESIGN	160	49	209
SITE PLANNING & DESIGN	594	511	1,105
STRUCTURAL SYSTEMS	280	234	514
ARE 5.0			
CONSTRUCTION & EVALUATION	240	146	386
PRACTICE MANAGEMENT	398	430	828
PROGRAMMING & ANALYSIS	236	290	526
PROJECT DEVELOPMENT & DOCUMENTATION	398	402	800
PROJECT MANAGEMENT	315	201	516
PROJECT PLANNING & DESIGN	473	631	1,104
CSE			
CALIFORNIA SUPPLEMENTAL EXAMINATION	645	499	1,144

Summary of Enforcement Activity

Consumer Complaints—Intake	
379	RECEIVED
0	CLOSED WITHOUT REFERRAL FOR INVESTIGATION
379	REFERRED FOR INVESTIGATION
0	PENDING

Conviction/Arrest Notification Complaints	
1	RECEIVED
1	CLOSED/REFERRED FOR INVESTIGATION
0	PENDING

Inspections	
N/A	

Investigations	
380	OPENED
337	CLOSED
158	PENDING

Number of Days to Complete Intake and Investigations

213	UP TO 90 DAYS
67	91 TO 180 DAYS
42	181 DAYS TO 1 YEAR
15	1 TO 2 YEARS
0	2 TO 3 YEARS
0	OVER 3 YEARS
98	AVERAGE NUMBER OF DAYS TO COMPLETE INTAKE AND INVESTIGATIONS

Citations and Fines

54	ISSUED
54	ISSUED WITH A FINE
0	WITHDRAWN
5	DISMISSED
152	AVERAGE NUMBER OF DAYS TO ISSUE A CITATION AND FINE

Total Amount of Fines

\$36,000	ASSESSED
\$1,000	REDUCED
\$37,112	COLLECTED

Criminal/Civil Actions

1	REFERRALS FOR CRIMINAL/CIVIL ACTION
0	CRIMINAL ACTIONS FILED
0	CIVIL ACTIONS FILED

Office of the Attorney General/Disciplinary Actions

4	CASES OPENED/INITIATED
3	CASES CLOSED
5	CASES PENDING

Number of Days to Complete AG Cases

0	1 YEAR
2	1 TO 2 YEARS
0	2 TO 3 YEARS
1	OVER 3 YEARS
810	AVERAGE NUMBER OF DAYS TO IMPOSE DISCIPLINE

Formal Actions Filed/Withdrawn/Dismissed

1	STATEMENTS OF ISSUES FILED
1	ACCUSATIONS FILED
0	RESTRAINING/RESTRICTION/SUSPENSION ORDERS GRANTED
0	STATEMENTS OF ISSUES WITHDRAWN/DISMISSED
0	ACCUSATIONS WITHDRAWN/DISMISSED

Administrative Outcomes/Final Orders

0	LICENSE APPLICATIONS DENIED
2	REVOCATION
0	SURRENDER OF LICENSE
0	PROBATION WITH SUSPENSION
0	SUSPENSION ONLY
1	PROBATION ONLY
0	PUBLIC REPRIMAND
0	OTHER DECISIONS

Petition for Modification or Termination of Probation

0	GRANTED
0	DENIED
0	TOTAL

Petition for Reinstatement of Revoked License/
Registration/Certification

0	GRANTED
0	DENIED
0	TOTAL

Cost Recovery to DCA

\$10,610	ORDERED
\$8,125	COLLECTED

Restitution to Consumers/Refunds/Savings

\$0	RESTITUTION ORDERED
\$14,350	AMOUNT REFUNDED
\$0	REWORK AT NO CHARGE
\$0	ADJUSTMENTS/RETURNS/EXCHANGES
\$14,350	TOTAL SAVINGS ACHIEVED FOR CONSUMERS

Receipt of Complaint to Assignment to Investigator

1	AVERAGE NUMBER OF DAYS
----------	------------------------

Investigations: Opening to Closing of Case

97	AVERAGE NUMBER OF DAYS
-----------	------------------------

Investigations: Closure of Investigation to Imposing
Formal Discipline

514	AVERAGE NUMBER OF DAYS
------------	------------------------



Licenses and regulates boxing, kickboxing, and mixed martial arts by licensing all participants and supervising the events. Also administers the Professional Boxer's Pension Fund.

STAFF:

8 civil servant positions
1 exempt

LLICENSES, REGISTRATIONS,
PERMITS, AND CERTIFICATES:

3,472

COMMISSION MEMBERSHIP:

6 public representatives
1 physician

COMMISSION STAFF:

Executive Officer:

Andy Foster

andy.foster@dca.ca.gov

Assistant Executive Officer:

Sophia Cornejo

sophia.cornejo@dca.ca.gov

Legislative Contact:

Andy Foster

andy.foster@dca.ca.gov

STRATEGIC PLAN ADOPTED:

2015

www.dca.ca.gov/csac

LAWS AND REGULATIONS:

Business and Profession Code §§18600 – 18887;

Title 4, Division 2, California Code of Regulations §§ 201 – 829.

SUNSET REVIEW:

Last Review: 2015

Next Review: 2019

COMMISSION MEMBERS:

Name	Appointment Expires	Appointment Type	Appointment Authority
LUIS AYALA	JANUARY 1, 2019	PUBLIC	SENATE RULES COMMITTEE
JOHN CARVELLI (PRESIDENT)	JANUARY 1, 2022	PUBLIC	GOVERNOR
JOHN FRIERSON	JANUARY 1, 2019	PUBLIC	SPEAKER OF THE ASSEMBLY
MARY LEHMAN (VICE PRESIDENT)	JANUARY 1, 2021	PUBLIC	GOVERNOR
VAN GORDON SAUTER	JANUARY 1, 2022	PUBLIC	GOVERNOR
MARTHA SHEN-URQUIDEZ	JANUARY 1, 2021	PUBLIC	GOVERNOR
VERNON WILLIAMS	JANUARY 1, 2019	PHYSICIAN	GOVERNOR

RECIPROCITY

Applicants licensed in another state must meet or exceed the Commission's licensing requirements because no national governing body exists. However, medical examinations from other states by a licensed physician may be accepted if they are completed to the Commission's standards and requirements.

ACCOMPLISHMENTS

In 2015, the Commission officially established the practice of dehydration and weight cutting as one of the largest industry wide health concerns. A summit was held in California on June 7, 2018, and these pertinent issues were addressed first. Nearly three years after policies and regulations were implemented in the sport of mixed martial arts, the Commission is expanding its efforts and successful protocol into the sport of boxing.

The Commission promulgated the following regulations:

Payment of Contestants—section 232 of Article 3, Division 2 of Title 4, California Code of Regulations (CCR); effective April 1, 2018. The regulation changes added language to establish that no contracted purse amount paid to a boxer shall be less than \$100 per round.

Amateur Headgear Requirements—section 711 of Article 2, Division 2 of Title 4, CCR; effective October 31, 2017. These amendments align regulatory language with the Business and Professions Code section 18766 that requires amateur kickboxing and martial arts fighters under the age of 18 to wear headgear during a contest or match. Prior to this regulatory change, the Commission's delegated entities included these headgear requirements in their rulesets, preventing any contestant under the age of 18 from competition without headgear—despite the ambiguity of the Commission's regulation.

NEW LEGISLATION

(Extends through 2018)

There was no enacted legislation solely related to this program in 2018. Legislation with Department-wide impact is discussed in the DCA-wide Legislation section of this report on page 9.

LICENSE REQUIREMENTS

License Requirements	Y/N?
DEGREE/PROFESSIONAL SCHOOLING	N
QUALIFYING EXPERIENCE (MAY INCLUDE EDUCATION)	Y
EXAMINATION	N
CONTINUING EDUCATION/COMPETENCY	N
FINGERPRINT REQUIREMENT	Y

FEES*

License Type/Fee Type	Actual Fee	Statutory Limit
PROMOTER	\$1,000	\$1,000
REFEREE/JUDGE	\$150	\$150
TIMEKEEPER	\$50	\$50
PROFESSIONAL ATHLETE	\$60	\$60
MATCHMAKER	\$200	\$200
SECOND	\$50	\$50
MANAGER	\$150	\$150
PROFESSIONAL TRAINER	\$200	\$200
FEDERAL ID CARDS	\$20	\$20
GATE FEE	5% OF GATE REVENUE	\$100,000
TELEVISION/ BROADCAST FEE	5% OF TV/ BROADCAST CONTRACT	\$35,000

*Additional Fees may be required. Refer to the Board Laws and Regulation for details.

Summary of Licensing Activity

Initial Licenses/Certificates/Permits			
TYPE	APPS RECEIVED	ISSUED	RENEWED
PROMOTER	15	13	28
REFEREE/JUDGE	31	31	113
TIMEKEEPER	1	1	19
PROFESSIONAL ATHLETE	1,141	1,141	N/A
MATCHMAKER	10	10	12
SECOND	1,933	1,933	N/A
MANAGER	40	37	67
PROFESSIONAL TRAINER	38	38	33
TOTAL	3,209	3,204	272

CALIFORNIA STATE ATHLETIC COMMISSION

Licensing Population by Type

TYPE	CERTIFICATES/ PERMITS	LICENSES/ REGISTRATIONS	APPROVALS
PROMOTER	N/A	41	N/A
REFEREE/JUDGE	N/A	144	N/A
TIMEKEEPER	N/A	20	N/A
PROFESSIONAL ATHLETE	N/A	1,141	N/A
MATCHMAKER	N/A	22	N/A
SECOND	N/A	1,930	N/A
MANAGER	N/A	103	N/A
PROFESSIONAL TRAINER	N/A	71	N/A
TOTAL		3,472	

Renewal and Continuing Education (CE)

TYPE	FREQUENCY OF RENEWAL	NUMBER CE HOURS REQUIRED EACH CYCLE
PROMOTER	ANNUAL	N/A
REFEREE/ JUDGE	ANNUAL	N/A
TIMEKEEPER	ANNUAL	N/A
PROFESSIONAL ATHLETE	ANNUAL	N/A
MATCHMAKER	ANNUAL	N/A
SECOND	ANNUAL	N/A
MANAGER	ANNUAL	N/A
PROFESSIONAL TRAINER	ANNUAL	N/A

Exams Results

EXAM TITLE	PASS	FAIL	TOTAL
N/A			

Summary of Enforcement Activity

Consumer Complaints—Intake

11	RECEIVED
11	CLOSED WITHOUT REFERRAL FOR INVESTIGATION
0	REFERRED FOR INVESTIGATION
0	PENDING

Conviction/Arrest Notification Complaints

0	RECEIVED
0	CLOSED/REFERRED FOR INVESTIGATION
0	PENDING

Inspections

0

Investigations

0	OPENED
0	CLOSED
0	PENDING

Number of Days to Complete Intake and Investigations

11	UP TO 90 DAYS
0	91 TO 180 DAYS
0	181 DAYS TO 1 YEAR
0	1 TO 2 YEARS
0	2 TO 3 YEARS
0	OVER 3 YEARS
11	AVERAGE NUMBER OF DAYS TO COMPLETE INTAKE AND INVESTIGATIONS

Citations and Fines

7	ISSUED
7	ISSUED WITH A FINE
0	WITHDRAWN
0	DISMISSED
15	AVERAGE NUMBER OF DAYS TO ISSUE A CITATION AND FINE

Total Amount of Fines

\$238,719.25	ASSESSED
\$0	REDUCED
\$28,626.25	COLLECTED

CALIFORNIA STATE ATHLETIC COMMISSION

Criminal/Civil Actions

0	REFERRALS FOR CRIMINAL/CIVIL ACTION
0	CRIMINAL ACTIONS FILED
0	CIVIL ACTIONS FILED

Office of the Attorney General/Disciplinary Actions

9	CASES OPENED/INITIATED
6	CASES CLOSED
3	CASES PENDING

Number of Days to Complete AG Cases

6	1 YEAR
0	1 TO 2 YEARS
0	2 TO 3 YEARS
0	OVER 3 YEARS
90	AVERAGE NUMBER OF DAYS TO IMPOSE DISCIPLINE

Formal Actions Filed/Withdrawn/Dismissed

0	STATEMENTS OF ISSUES FILED
0	ACCUSATIONS FILED
0	RESTRAINING/RESTRICTION/SUSPENSION ORDERS GRANTED
0	STATEMENTS OF ISSUES WITHDRAWN/DISMISSED
0	ACCUSATIONS WITHDRAWN/DISMISSED

Administrative Outcomes/Final Orders

5	LICENSE APPLICATIONS DENIED
2	REVOCATION
0	SURRENDER OF LICENSE
0	PROBATION WITH SUSPENSION
7	SUSPENSION ONLY
0	PROBATION ONLY
0	PUBLIC REPRIMAND
0	OTHER DECISIONS

Petition for Modification or Termination of Probation

0	GRANTED
0	DENIED
0	TOTAL

Petition for Reinstatement of Revoked License/Registration/Certification

2	GRANTED
0	DENIED
2	TOTAL

Cost Recovery to DCA

\$0	ORDERED
\$0	COLLECTED

Restitution to Consumers/Refunds/Savings

\$0	RESTITUTION ORDERED
\$0	AMOUNT REFUNDED
\$0	REWORK AT NO CHARGE
\$0	ADJUSTMENTS/RETURNS/EXCHANGES
\$0	TOTAL SAVINGS ACHIEVED FOR CONSUMERS

Receipt of Complaint to Assignment to Investigator


0	AVERAGE NUMBER OF DAYS
----------	------------------------

Investigations: Opening to Closing of Case

0	AVERAGE NUMBER OF DAYS
----------	------------------------

Investigations: Closure of Investigation to Imposing Formal Discipline

0	AVERAGE NUMBER OF DAYS
----------	------------------------



Registers/licenses and regulates automotive repair dealers, brake and lamp adjusters and stations, and Smog Check stations and technicians. Administers the Smog Check and Consumer Assistance Programs to reduce air pollution produced by motor vehicles.

STAFF:

590.4 civil servant positions
2 exempt

LICENSES, REGISTRATIONS,
PERMITS, AND CERTIFICATES:

77,395

BUREAU MEMBERSHIP:

14 BAR Advisory Group Members
9 Educational Advisory Group Members (Not Listed)

BUREAU STAFF:

Chief:
Patrick Dorais
patrick.dorais@dca.ca.gov

Assistant Chief:
Doug Balatti
douglas.balatti@dca.ca.gov

STRATEGIC PLAN ADOPTED:

2018

www.bar.ca.gov

LAWS AND REGULATIONS:

Business & Professions Code §§ 9880 – 9889.68;

Health & Safety Code §§ 44000 – 44127;

Title 16, Division 33, California Code of Regulations §§ 3300 – 3395.5.

SUNSET REVIEW:

Last Review: 2018

Next Review: 2022

ADVISORY GROUP:

Name	Appointment Expires	Appointment Type	Appointment Authority
LOUIS J. ANAPOLSKY	MAY 31, 2020	N/A	BUREAU CHIEF
NIKKI AYERS	MAY 31, 2020	N/A	BUREAU CHIEF
KRISTY BABB	MAY 31, 2020	N/A	BUREAU CHIEF
GARY CONOVER	MAY 31, 2020	N/A	BUREAU CHIEF
JEFF COX	MAY 31, 2020	N/A	BUREAU CHIEF
JOHAN GALLO	MAY 31, 2020	N/A	BUREAU CHIEF
KEITH GOING	MAY 31, 2020	N/A	BUREAU CHIEF
VINCE GREGORY	MAY 31, 2020	N/A	BUREAU CHIEF
GEORGE HRITZ	MAY 31, 2020	N/A	BUREAU CHIEF
DAVID KUSA	MAY 31, 2020	N/A	BUREAU CHIEF
BRIAN MAAS	MAY 31, 2020	N/A	BUREAU CHIEF
MEGAN MCKERNAN	MAY 31, 2020	N/A	BUREAU CHIEF
JACK MOLODANOF	MAY 31, 2020	N/A	BUREAU CHIEF
RUBEN PARRA	MAY 31, 2020	N/A	BUREAU CHIEF

RECIPROCITY

None.

ACCOMPLISHMENTS

The Bureau retired 50,959 vehicles and funded repairs to 3,351 vehicles through the Consumer Assistance Program (CAP), resulting in an estimated 7,186 tons of emissions reduced. CAP received a 94 percent satisfaction rating from consumers surveyed on their experience retiring a vehicle. The Bureau also implemented an electronic processing system to expedite payments of repair assistance services provided by Smog Check stations.

Emissions data was collected from 12,387 vehicles through the Roadside Inspection Program to evaluate the effectiveness of the Smog Check Program. The annual Smog Check Performance Report and Smog Check Statistical Report required by the U.S. Environmental Protection Agency were published. These reports illustrate continued improvement for vehicles that fail Smog Check since implementation of inspection-based performance standards for Smog Check stations and inspectors (i.e., the STAR program) in January 2013. The Bureau additionally completed 4,427 inspections of equipment used by licensed Smog Check stations to support consistent and accurate testing of vehicles.

The Bureau inspected 284 stations suspected of using on-board diagnostic (OBD) defeat devices to fraudulently certify vehicles. During a one-day operation, 16 devices were successfully obtained.

Approximately 2,155 vehicles for sale at used car dealerships were inspected to verify Smog Check compliance. Several enhancements were deployed to real-time Smog Checks to address an increase in the use of devices used to fraudulently certify vehicles. When OBD data from a vehicle's computer does not match expected results, the vehicle will fail Smog Check and require reinspection at a state Referee facility.

A critical software update for Smog Check equipment was certified. Stations must upgrade their equipment to communicate Smog Check results to a central database through a more reliable internet connection in lieu of a traditional dial-up phone line connection. New regulations also align Smog Check reference documents, equipment, and procedures with current technology and inspection procedures.

In partnership with the Department of Motor Vehicles, the Bureau addressed fraudulent vehicle registration activity.

There were 398 cases filed against licensees for prosecution by the Attorney General's Office for violations of the Automotive Repair Act and/or Smog Check Program. The Bureau mediated approximately 14,000 consumer complaints, resulting in over \$6 million in restitution and settlements. The Bureau received positive ratings from 93 percent of consumers who responded to the Bureau's complaint mediation survey.

The Bureau inspected 188 vehicles through the Auto Body Inspection Program, resulting in 89 consumer complaints against licensees; contacted 533 consumers about the need to repair vehicles affected by a manufacturer safety recall of Takata air bag systems; registered 597 AutoZone Parts stores as automotive repair dealers (ARDs); and obtained professional consulting services in support of a future project to modernize the Bureau's enforcement and licensing systems.

Regulations were adopted requiring mobile ARDs to include the registration number on their vehicles and in all online advertisements. The Bureau has issued 55 registrations to mobile ARDs since implementation of these regulations. The Bureau also adopted regulations to allow for electronic documentation, including estimates and consumer authorizations, in automotive repair transactions.

The *2018–2022 Strategic Plan* was released to further the Bureau's mission of serving Californians through effective regulation of the automotive repair and Smog Check industry.

NEW LEGISLATION

(Extends through 2018)

AB 3141 (Low, Chapter 503, Statutes of 2018) extends the sunset review date of the Bureau to January 1, 2023. This bill also deleted the statutory list of minor services that were previously exempt from registration with the Bureau. Additionally, this bill allows automotive repair dealers to perform preventative maintenance services, as defined, without a written estimate if the customer authorizes the service and specified requirements are met. Finally, this bill authorizes the Bureau to receive full-face engraved photographs from the Department of Motor Vehicles for purposes of enforcing existing laws and regulations.

LICENSE REQUIREMENTS

License Requirements	Y/N?
DEGREE/PROFESSIONAL SCHOOLING	Y
QUALIFYING EXPERIENCE (MAY INCLUDE EDUCATION)	Y
EXAMINATION	Y
CONTINUING EDUCATION/COMPETENCY	Y
FINGERPRINT REQUIREMENT	N

FEES*

License Type/Fee Type	Actual Fee	Statutory Limit
AUTOMOTIVE REPAIR DEALER		
APPLICATION FEE	\$200	\$200
RENEWAL FEE (ANNUAL)	\$200	\$200
SMOG CHECK STATION		
APPLICATION FEE	\$100	REASONABLE COST
RENEWAL FEE (ANNUAL)	\$100	REASONABLE COST
BRAKE AND/OR LAMP STATION		
APPLICATION FEE	\$10	\$10
RENEWAL FEE (ANNUAL)	\$5	\$5
SMOG CHECK INSPECTOR AND/OR TECHNICIAN		
APPLICATION FEE	\$20	REASONABLE COST
EXAM FEE	\$45	REASONABLE COST
TOTAL INITIAL LICENSE FEES	\$65	N/A
RENEWAL FEE (BIENNIAL)	\$20	REASONABLE COST
BRAKE AND/OR LAMP ADJUSTER		
APPLICATION FEE	\$10	\$10
RENEWAL FEE (FOUR YEARS)	\$5	\$5

*Additional fees may be required. Refer to the Bureau laws and regulations for details.

Summary of Licensing Activity

Initial Licenses/Certificates/Permits			
TYPE	APPS RECEIVED	ISSUED	RENEWED
AUTOMOTIVE REPAIR DEALER	3,673	3,578	34,148
SMOG CHECK TEST & REPAIR STATION	473	428	4,879
SMOG CHECK TEST ONLY STATION	464	380	1,787
SMOG CHECK REPAIR ONLY STATION	29	9	37
BRAKE & LAMP STATION	363	293	1,884
SMOG CHECK INSPECTOR	2,184	839	6,409
SMOG CHECK REPAIR TECHNICIAN	959	287	3,532
BRAKE & LAMP ADJUSTER	1,940	806	1,102
STAR CERTIFICATES	907	495	N/A
TOTAL	10,992	7,115	52,676

Licensing Population by Type			
TYPE	CERTIFICATES/ PERMITS	LICENSES/ REGISTRATIONS	APPROVALS
AUTOMOTIVE REPAIR DEALER	N/A	36,893	N/A
SMOG CHECK TEST & REPAIR STATION	N/A	5,109	N/A
SMOG CHECK TEST ONLY STATION	N/A	2,114	N/A
SMOG CHECK REPAIR ONLY STATION	N/A	42	N/A
BRAKE & LAMP STATION	N/A	2,065	N/A
SMOG CHECK INSPECTOR	N/A	15,200	N/A
SMOG CHECK REPAIR TECHNICIAN	N/A	8,542	N/A
BRAKE & LAMP ADJUSTER	N/A	2,977	N/A
STAR CERTIFICATES	4,453	N/A	N/A
TOTAL	4,453	72,942	N/A

Renewal and Continuing Education (CE)

TYPE	FREQUENCY OF RENEWAL	NUMBER CE HOURS REQUIRED EACH CYCLE
AUTOMOTIVE REPAIR DEALER	ANNUAL	N/A
SMOG CHECK TEST & REPAIR STATION	ANNUAL	N/A
SMOG CHECK TEST ONLY STATION	ANNUAL	N/A
SMOG CHECK REPAIR ONLY STATION	ANNUAL	N/A
BRAKE & LAMP STATION	ANNUAL	N/A
SMOG CHECK INSPECTOR	EVERY 2 YEARS	4 HOURS
SMOG CHECK REPAIR TECHNICIAN	EVERY 2 YEARS	16 HOURS
BRAKE & LAMP ADJUSTER	EVERY 4 YEARS	N/A
STAR CERTIFICATES	N/A	N/A

Exams Results

EXAM TITLE	PASS	FAIL	TOTAL
SMOG CHECK INSPECTOR	866	1,277	2,143
SMOG CHECK REPAIR TECHNICIAN	341	451	792
BRAKE ADJUSTER (CLASS A, B, C)	422	158	580
LAMP ADJUSTER	387	324	711

Summary of Enforcement Activity

Consumer Complaints—Intake

18,986	RECEIVED
86	CLOSED WITHOUT REFERRAL FOR INVESTIGATION
19,000	REFERRED FOR INVESTIGATION
93	PENDING

Conviction/Arrest Notification Complaints

N/A	RECEIVED
N/A	CLOSED/REFERRED FOR INVESTIGATION
N/A	PENDING

Inspections

19,335

Investigations

19,001	OPENED
18,950	CLOSED
2,151	PENDING

Number of Days to Complete Intake and Investigations

17,389	UP TO 90 DAYS
1,136	91 TO 180 DAYS
251	181 DAYS TO 1 YEAR
156	1 TO 2 YEARS
17	2 TO 3 YEARS
1	OVER 3 YEARS
47	AVERAGE NUMBER OF DAYS TO COMPLETE INTAKE AND INVESTIGATIONS

Citations and Fines

2,243	ISSUED
627	ISSUED WITH A FINE
36	WITHDRAWN
49	DISMISSED
22	AVERAGE NUMBER OF DAYS TO ISSUE A CITATION AND FINE

Total Amount of Fines

\$738,088	ASSESSED
\$144,700	REDUCED
\$848,128	COLLECTED

Criminal/Civil Actions

193	REFERRALS FOR CRIMINAL/CIVIL ACTION
N/A	CRIMINAL ACTIONS FILED
N/A	CIVIL ACTIONS FILED

Office of the Attorney General/Disciplinary Actions

823	CASES OPENED/INITIATED
257	CASES CLOSED
1,314	CASES PENDING

Number of Days to Complete AG Cases

14	1 YEAR
94	1 TO 2 YEARS
108	2 TO 3 YEARS
41	OVER 3 YEARS
808	AVERAGE NUMBER OF DAYS TO IMPOSE DISCIPLINE

Formal Actions Filed/Withdrawn/Dismissed

35	STATEMENTS OF ISSUES FILED
453	ACCUSATIONS FILED
28	RESTRAINING/RESTRICTION/SUSPENSION ORDERS GRANTED
11	STATEMENTS OF ISSUES WITHDRAWN/DISMISSED
14	ACCUSATIONS WITHDRAWN/DISMISSED

Administrative Outcomes/Final Orders

12	LICENSE APPLICATIONS DENIED
665	REVOCATION
0	SURRENDER OF LICENSE
80	PROBATION WITH SUSPENSION
0	SUSPENSION ONLY
97	PROBATION ONLY
1	PUBLIC REPRIMAND
0	OTHER DECISIONS

Petition for Modification or Termination of Probation

0	GRANTED
2	DENIED
2	TOTAL

Petition for Reinstatement of Revoked License/Registration/Certification

1	GRANTED
0	DENIED
1	TOTAL

Cost Recovery to DCA

\$1,916,345.84	ORDERED
\$552,675.86	COLLECTED

Restitution to Consumers/Refunds/Savings

\$2,084.93	RESTITUTION ORDERED
\$3,593,033.23	AMOUNT REFUNDED
\$1,383,526.78	REWORK AT NO CHARGE
\$1,053,902.55	ADJUSTMENTS/RETURNS/EXCHANGES
\$6,032,547.49	TOTAL SAVINGS ACHIEVED FOR CONSUMERS

Receipt of Complaint to Assignment to Investigator

3	AVERAGE NUMBER OF DAYS
----------	------------------------

Investigations: Opening to Closing of Case

47	AVERAGE NUMBER OF DAYS
-----------	------------------------

Investigations: Closure of Investigation to Imposing Formal Discipline

648	AVERAGE NUMBER OF DAYS
------------	------------------------



Licenses and regulates barbers, cosmetologists, manicurists, estheticians, and electrologists, and the establishments they work in. Ensures the health and safety of California consumers by promoting ethical standards and enforcing beauty industry laws.

STAFF:

82.1 civil servant positions
1 exempt

LICENSES, REGISTRATIONS,
PERMITS, AND CERTIFICATES:

616,876

BOARD MEMBERSHIP:

5 public representatives
4 licensees

BOARD STAFF:

Executive Officer:
Kristy Underwood
kristy.underwood@dca.ca.gov

Assistant Executive Officer:
Heather Berg
heather.berg@dca.ca.gov

STRATEGIC PLAN ADOPTED:

2018

www.barbercosmo.ca.gov

LAWS AND REGULATIONS:

Business and Professions Code §§ 7301 – 7426.5

Title 16, Division 9, California Code of Regulations §§ 901 – 999

SUNSET REVIEW:

Last Review: 2015 Next Review: 2019

BOARD MEMBERS:

Name	Appointment Expires	Appointment Type	Appointment Authority
BOBBIE JEAN ANDERSON	JANUARY 1, 2019	PUBLIC	GOVERNOR
JACQUELYN CRABTREE	JANUARY 1, 2021	PROFESSIONAL	SENATE RULES COMMITTEE
ANDREW DRABKIN	JANUARY 1, 2021	PUBLIC	GOVERNOR
JOSEPH AARON FEDERICO	JANUARY 1, 2019	PROFESSIONAL	GOVERNOR
POLLY ANN SEAVER-CODORNIZ	JANUARY 1, 2019	PROFESSIONAL	GOVERNOR
DR. KARI WILLIAMS (PRESIDENT)	JANUARY 1, 2021	PROFESSIONAL	GOVERNOR
LISA THONG (VICE PRESIDENT)	JANUARY 1, 2021	PUBLIC	GOVERNOR
STEVE WEEKS	JANUARY 1, 2021	PUBLIC	GOVERNOR
VACANT	N/A	PUBLIC	SPEAKER OF THE ASSEMBLY

RECIPROCITY

Pursuant to Business and Professions Code section 7331, the Board grants a license to practice to an applicant if the applicant submits all of the following to the Board: A completed application form and all fees required by the Board; Proof of a current license issued by another state to practice that it is in good standing, is not revoked, suspended, or otherwise restricted, and has been active for three of the last five years, during which time the applicant has not been subject to disciplinary action or a conviction.

ACCOMPLISHMENTS

During fiscal year 2017–18, the Board reassessed long-standing procedural standards within its inspection program. Based on the assessment, several changes were implemented to ensure inspections are being conducted efficiently with the goal of ensuring consumer protection.

Compliance inspections were implemented to allow for an inspector going into an establishment to verify that a specific violation has been corrected. This type of inspection is faster and more efficient. Board staff also restructured inspection territories to shorten distances each inspector must drive, allowing for more time spent performing inspections.

With the use of the BreEZe database, reports are now provided to inspectors to indicate establishments within their territory and the last date they were inspected. This allows focus on inspecting establishments that may not have been inspected in many years. In March 2016, there were approximately 14,000 establishments needing to be inspected and, with these efforts, by May 2018 this number was reduced to less than 3,500.

Additionally, the Board completed multiple reviews, including: cosmetology occupational analysis, a review of the national examination currently in use, and a review of the required 1,600-hour cosmetology curriculum.

Outreach efforts were conducted to increase awareness of basic labor laws. The Board held two town hall meetings, one in the north and one in the south. These were held on October 24 and November 6, 2017, and had presenters from various state agencies, including the Department of Industrial Relations, Cal OSHA, and the Employment Development Department. The Board provided Spanish and Vietnamese interpreters at both events to increase understanding.

The Board maintains a dynamic, engaged Health and Safety Advisory Committee. During 2017–18, the members suggested edits to the Board's *Know Your Workers' Rights* publication. The edits made regulatory suggestions for the clarification of disinfectants that may be used by licensees. The committee also offered editing suggestions for the Board's *Health and Safety Course*, section 10: Physical and Sexual Abuse Awareness. On May 20, 2018, the Board approved the revisions to the *Health and Safety Training Course*. The publication's title was changed to *Health and Safety Course*, section 10: *Physical and Sexual Abuse*, and several revisions were made to the *Instructor Guide* to facilitate better understanding on how to teach the course. These edits prepared the Board's pilot test of the revised course.

During 2017–18, the Board developed four new videos:

BBC Celebrates Diversity: informs viewers of the ways the Board has worked to provide language access for its diverse consumer and licensee population.

CASafeSalon—Proper Use of Disinfectants: provides direction to licensees on proper use of disinfectants with a focus on client and licensee protection.

CASafeSalon—Tips to Stay Fine Free: outlines the Board's most commonly cited violations and provides suggestions to licensees on how to maintain compliance.

Mobile Units: provides direction on the application process and regulatory requirements of operating a mobile unit in California.

In October 2017, the Board adopted its *2018–22 Strategic Plan*. The *Strategic Plan* identifies goals and objectives on statutory mandates and responds to changes in the barbering and beauty industry. The *Strategic Plan* focuses on the completion of the Board's *Sunset Review* report and hearing process, developing and implementing a proactive and transparent communications strategy to ensure consumer and licensee awareness of changes to the Board's statutes and regulations, implementation of the Personal Service Permit, and improvements to the Inspections and Enforcement programs.

NEW LEGISLATION

(Extends through 2018)

AB 2134 (Rubio, Chapter 387, Statutes of 2018)

authorizes barbering and cosmetology students enrolled in California public schools providing courses approved by the Board the ability to work as an unpaid extern in an establishment participating in the school's educational program. This bill expands unpaid externship participation opportunities to cosmetology students attending public schools and to barbering students at public or private institutions. This bill also removes references to 'cosmetology establishments' and 'barbering establishments' to allow any approved establishment to participate.

SB 1492 (Senate Committee on Business, Professions and Economic Development, Chapter 422, Statutes of 2018)

makes various minor, non-controversial, non-substantive, and/or technical changes to provisions of the Business and Professions Code pertaining to the Board of Accountancy, Board of Barbering and Cosmetology, and the Bureau for Private Postsecondary Education.

LICENSE REQUIREMENTS

License Requirements	Y/N?
DEGREE/PROFESSIONAL SCHOOLING	Y
QUALIFYING EXPERIENCE (MAY INCLUDE EDUCATION)	Y
EXAMINATION	Y
CONTINUING EDUCATION/COMPETENCY	N
FINGERPRINT REQUIREMENT	N

FEES*

License Type/Fee Type	Actual Fee	Statutory Limit
BARBER/COSMETOLOGIST/ELECTROLOGIST		
PRE-APPLICATION FEE	\$9	ESTABLISHED BY BOARD
APPLICATION AND EXAMINATION FEE	\$75	ACTUAL COST TO BOARD
INITIAL LICENSURE FEE	\$50	\$50
TOTAL INITIAL LICENSE FEES	\$134	N/A
LICENSE RENEWAL FEE	\$50	\$50
ESTHETICIAN		
PRE-APPLICATION FEE	\$9	ESTABLISHED BY BOARD
APPLICATION AND EXAMINATION FEE	\$75	ACTUAL COST TO BOARD
INITIAL LICENSURE FEE	\$40	\$40
TOTAL INITIAL LICENSE FEES	\$124	N/A
LICENSE RENEWAL FEE	\$50	\$50
MANICURIST		
PRE-APPLICATION FEE	\$9	ESTABLISHED BY BOARD
APPLICATION AND EXAMINATION FEE	\$75	ACTUAL COST TO BOARD
INITIAL LICENSE FEE	\$35	\$35
TOTAL INITIAL LICENSE FEES	\$119	N/A
LICENSE RENEWAL FEE	\$50	\$50

*Additional Fees may be required. Refer to the Board Laws and Regulation for details.

Summary of Licensing Activity

Initial Licenses/Certificates/Permits			
TYPE	APPS RECEIVED	ISSUED	RENEWED
BARBER	8,231	2,275	10,843
BARBER APPRENTICE	1,010	885	N/A
COSMETOLOGIST	25,463	7,152	123,789
COSMETOLOGY APPRENTICE	805	727	N/A
ELECTROLOGIST	74	22	628
ELECTROLOGY APPRENTICE	1	1	N/A
ESTHETICIAN	13,357	4,500	32,050
MANICURIST	12,790	3,399	48,146
ESTABLISHMENT	8,032	7,609	18,790
MOBILE UNIT	11	4	12
SCHOOLS	21	30	N/A
SPONSOR	19	14	N/A
TOTAL	69,814	26,618	234,258

BOARD OF BARBERING AND COSMETOLOGY

Licensing Population by Type

TYPE	CERTIFICATES/ PERMITS	LICENSES/ REGISTRATIONS	APPROVALS
BARBER	N/A	30,283	N/A
BARBER APPRENTICE	N/A	1,465	N/A
COSMETOLOGIST	N/A	314,780	N/A
COSMETOLOGY APPRENTICE	N/A	1,419	N/A
ELECTROLOGIST	N/A	1,772	N/A
ELECTROLOGY APPRENTICE	N/A	1	N/A
ESTHETICIAN	N/A	85,523	N/A
MANICURIST	N/A	129,999	N/A
ESTABLISHMENT	N/A	51,280	N/A
MOBILE UNIT	N/A	44	N/A
SCHOOLS	N/A	267	N/A
SPONSOR	N/A	43	N/A
TOTAL	N/A	616,876	N/A

Renewal and Continuing Education (CE)

TYPE	FREQUENCY OF RENEWAL	NUMBER CE HOURS REQUIRED EACH CYCLE
BARBER	EVERY 2 YEARS	N/A
BARBER APPRENTICE	NO RENEWAL	N/A
COSMETOLOGIST	EVERY 2 YEARS	N/A
COSMETOLOGIST APPRENTICE	NO RENEWAL	N/A
ELECTROLOGIST	EVERY 2 YEARS	N/A
ELECTROLOGY APPRENTICE	NO RENEWAL	N/A
ESTABLISHMENT	EVERY 2 YEARS	N/A
ESTHETICIAN	EVERY 2 YEARS	N/A
MANICURIST	EVERY 2 YEARS	N/A
MOBILE UNIT	EVERY 2 YEARS	N/A

Exams Results

EXAM TITLE	PASS	FAIL	TOTAL
BARBER PRACTICAL	2,334	757	3,091
BARBER WRITTEN EXAM	2,400	1,167	3,567
COSMETOLOGIST PRACTICAL	7,067	2,520	9,587
COSMETOLOGY WRITTEN EXAM	6,737	4,708	11,445
ELECTROLOGIST PRACTICAL	26	1	27
ELECTROLOGY WRITTEN EXAM	23	12	35
ESTHETICIAN PRACTICAL	4,782	263	5,045
ESTHETICIAN WRITTEN EXAM	4,421	1,534	5,955
MANICURING WRITTEN EXAM	3,412	1,705	5,117
MANICURIST PRACTICAL	3,670	1,583	5,253
TOTAL	34,872	14,250	49,122

Summary of Enforcement Activity

Consumer Complaints—Intake

5,202	RECEIVED
1	CLOSED WITHOUT REFERRAL FOR INVESTIGATION
5,401	REFERRED FOR INVESTIGATION
35	PENDING

Conviction/Arrest Notification Complaints

11	RECEIVED
11	CLOSED/REFERRED FOR INVESTIGATION
0	PENDING

Inspections

11,061

Investigations

5,412	OPENED
4,836	CLOSED
1,633	PENDING

Number of Days to Complete Intake and Investigations

3,047	UP TO 90 DAYS
1,034	91 TO 180 DAYS
624	181 DAYS TO 1 YEAR
115	1 TO 2 YEARS
12	2 TO 3 YEARS
4	OVER 3 YEARS
89	AVERAGE NUMBER OF DAYS TO COMPLETE INTAKE AND INVESTIGATIONS

Citations and Fines

12,776	ISSUED
12,082	ISSUED WITH A FINE
15	WITHDRAWN
46	DISMISSED
22	AVERAGE NUMBER OF DAYS TO ISSUE A CITATION AND FINE

Total Amount of Fines

\$5,228,287	ASSESSED
\$597,200	REDUCED
\$4,926,011.67	COLLECTED

Criminal/Civil Actions

4	REFERRALS FOR CRIMINAL/CIVIL ACTION
0	CRIMINAL ACTIONS FILED
0	CIVIL ACTIONS FILED

Office of the Attorney General/Disciplinary Actions

91	CASES OPENED/INITIATED
67	CASES CLOSED
78	CASES PENDING

Number of Days to Complete AG Cases

8	1 YEAR
36	1 TO 2 YEARS
19	2 TO 3 YEARS
4	OVER 3 YEARS
651	AVERAGE NUMBER OF DAYS TO IMPOSE DISCIPLINE

Formal Actions Filed/Withdrawn/Dismissed

5	STATEMENTS OF ISSUES FILED
65	ACCUSATIONS FILED
2	RESTRAINING/RESTRICTION/SUSPENSION ORDERS GRANTED
0	STATEMENTS OF ISSUES WITHDRAWN/DISMISSED
6	ACCUSATIONS WITHDRAWN/DISMISSED

Administrative Outcomes/Final Orders

0	LICENSE APPLICATIONS DENIED
30	REVOCATION
16	SURRENDER OF LICENSE
43	PROBATION WITH SUSPENSION
12	SUSPENSION ONLY
0	PROBATION ONLY
0	PUBLIC REPRIMAND
1	OTHER DECISIONS

Petition for Modification or Termination of Probation

0	GRANTED
0	DENIED
0	TOTAL

Petition for Reinstatement of Revoked License/Registration/Certification

2	GRANTED
1	DENIED
3	TOTAL

Cost Recovery to DCA

\$103,224.40	ORDERED
\$82,554.86	COLLECTED

Restitution to Consumers/Refunds/Savings

N/A	RESTITUTION ORDERED
N/A	AMOUNT REFUNDED
N/A	REWORK AT NO CHARGE
N/A	ADJUSTMENTS/RETURNS/EXCHANGES
N/A	TOTAL SAVINGS ACHIEVED FOR CONSUMERS

Receipt of Complaint to Assignment to Investigator

4	AVERAGE NUMBER OF DAYS
----------	------------------------

Investigations: Opening to Closing of Case

88	AVERAGE NUMBER OF DAYS
-----------	------------------------

Investigations: Closure of Investigation to Imposing Formal Discipline

377	AVERAGE NUMBER OF DAYS
------------	------------------------



Licenses and regulates marriage and family therapists and associates, clinical social workers and associates, educational psychologists, and professional clinical counselors and associates.

STAFF:

58.2 civil servant positions
1 exempt

LICENSES, REGISTRATIONS,
PERMITS, AND CERTIFICATES:

112,476

BOARD MEMBERSHIP:

7 public representatives
6 licensees

BOARD STAFF:

Executive Officer:
Kim Madsen
kim.madsen@dca.ca.gov

Assistant Executive Officer:
Steve Sodergren
steve.sodergren@dca.ca.gov

Legislative Contact:
Rosanne Helms
rosanne.helms@dca.ca.gov

STRATEGIC PLAN ADOPTED:
2018

www.bbs.ca.gov

LAWS AND REGULATIONS:

Business and Professions Code §§ 4980 – 4999.129;
Title 16, Division 18, California Code of Regulations §§ 1800 – 1889.3.

SUNSET REVIEW:

Last Review: 2016 Next Review: 2020

BOARD MEMBERS:

Name	Appointment Expires	Appointment Type	Appointment Authority
LEAH BREW	JANUARY 1, 2020	PROFESSIONAL	GOVERNOR
DEBORAH BROWN	JANUARY 1, 2021	PUBLIC	GOVERNOR
PETER CHIU	JANUARY 1, 2019	PUBLIC	GOVERNOR
ELIZABETH CONNOLLY (PRESIDENT)	JANUARY 1, 2020	PROFESSIONAL	GOVERNOR
MASSIMILIANO "MAX" DISPOTI (VICE PRESIDENT)	JANUARY 1, 2019	PUBLIC	SPEAKER OF THE ASSEMBLY
VICKA STOUT	JUNE 1, 2022	PROFESSIONAL	GOVERNOR
GABRIEL LAM	JUNE 1, 2022	PROFESSIONAL	GOVERNOR
JONATHAN MADDOX	JANUARY 1, 2021	PROFESSIONAL	GOVERNOR
CHRISTINE WIETLISBACH	JANUARY 1, 2019	PUBLIC	SENATE RULES COMMITTEE
CHRISTINA WONG	JANUARY 1, 2021	PROFESSIONAL	GOVERNOR
ALEXANDER KIM	JUNE 1, 2022	PUBLIC	GOVERNOR
VACANT	N/A	PUBLIC	GOVERNOR
VACANT	N/A	PUBLIC	GOVERNOR

RECIPROCITY

None.

ACCOMPLISHMENTS

In an effort to improve license portability, the Board was represented at the National Board of Certified Counselors' annual delegate meeting, the Association of Marriage and Family Therapy Regulatory Boards' annual meeting, the Association of Social Work Boards' delegate meeting, and the Association of Social Work Boards' spring education meeting. During these meetings with other state board representatives, the Board presented and discussed its proposal to improve license portability for out-of-state licensees. The license portability proposal was developed during the Board's License Portability Committee meetings and in collaboration with all Board stakeholders. The proposal streamlines the licensure process for out-of-state licensees and is one of the first proposals in the nation to improve portability for licensed marriage and family therapists, licensed clinical social workers, and licensed professional clinical counselors.

The Board developed and approved its 2018–21 Strategic Plan. This plan includes strategies to address emerging issues within the mental health profession such as license portability and telehealth. The plan also provides directives to increase outreach activities and enhance communications with stakeholders.

The Board's Exempt Setting Committee continued to meet to identify areas for improvement within the Board's regulatory authority to ensure consumers are receiving services, within exempt settings, that are consistent with the standard of care for the mental health profession. The Committee concluded its work in September and will present its recommendations in 2019. The Board also established the Telehealth Committee to review existing telehealth guidelines and develop recommendations to ensure a safe and ethical practice in the delivery of telehealth services.

In collaboration with other healing art agencies, the Board worked to revise and update the consumer brochure "Professional Therapy Never Includes Sex". The Board continued to provide outreach by attending 23 events. These outreach events included in-person presentations and teleconferences to students, licensees, and industry peers.

Effective October 1, 2017, license applicants for whom English is a second language may qualify for a testing accommodation if he or she can supply the Board with the required documentation. If the accommodation is granted, the applicant will receive time-and-a-half on a Board-administered exam.

Beginning in January 2018, the Board initiated changes that provide the public greater access to Board staff and licensing and enforcement information. The Board launched a newly designed website that is more user-friendly. Additionally, the Board revised its phone system, which provides a more efficient method to direct calls to the appropriate staff member and a timely response to inquiries.

Also effective January 1, 2018, the titles for marriage and family interns and professional clinical counselor interns changed from "intern" to "associate." Registrants will now be referred to as an associate marriage and family therapist (AMFT) or an associate professional clinical counselor (APCC). Effective March 14, 2018, section 1811 of the Board's advertising regulations were changed to be consistent with this title change.

Effective July 1, 2018, Assembly Bill 1188 (Nazarian Statutes of 2017), increased the Mental Health Practitioner Education Fund fee to \$20. This fee is included in license renewals and funds a competitive loan repayment grant program that licensed mental health providers may apply for if they work in a publicly funded mental health facility or mental health professional shortage area.

NEW LEGISLATION

(Extends through 2018)

AB 93 (Medina, Chapter 743, Statutes of 2018) makes several clarifying and technical changes to statute including: (1) comprehensively revises supervised experience requirements for licensure as a marriage and family therapist, clinical social worker, and professional clinical counselor; and (2) places new requirements on licensees in the aforementioned professions who provide supervision to associates, trainees, and applicants.

AB 456 (Thurmond, Chapter 158, Statutes of 2018)

allows associate clinical social worker applicants to accrue experience hours toward licensure as a clinical social worker, subject to specified conditions, while waiting for the Board to grant their registration. Additionally, this bill reduces the required hours of supervised experience for licensure from 3,200 hours to 3,000 hours, and reduces the maximum allowable hours of client centered advocacy, consultation, evaluation, research, direct supervisor contact, and workshops from 1,200 to 1,000 hours.

AB 1436 (Levine, Chapter 527, Statutes of 2018), on and after January 1, 2021, requires: 1) an applicant for licensure as a marriage and family therapist, clinical social worker, professional clinical counselor, or educational psychologist to complete a minimum of six hours of coursework or applied experience under supervision in suicide risk assessment and intervention; 2) a licensed marriage and family therapist, clinical social worker, professional clinical counselor, or educational psychologist to complete a one-time suicide risk assessment and intervention training prior to licensure renewal; 3) a former licensee applying for reactivation or reinstatement of licensure to have completed suicide risk assessment and intervention training; and 4) proof of compliance to be certified under penalty of perjury and retained by the licensee or applicant for submission to the Board upon request.

AB 2117 (Arambula, Chapter 486, Statutes of 2018) clarifies that the Board may apply time licensed toward supervised experience requirements for out-of-state licensed marriage and family therapists and licensed professional clinical counselors, or out-of-state licensees in equivalent professions if they have held their out-of-state license for four years or more. The bill also clarifies that an expired registration for an associate marriage and family therapist, associate clinical social worker, or associate professional clinical counselor may be renewed by completing specified actions, and specifies when registered associate clinical social workers shall complete the California law and ethics exam.

LICENSE REQUIREMENTS

License Requirements	Y/N?
DEGREE/PROFESSIONAL SCHOOLING	Y
QUALIFYING EXPERIENCE (MAY INCLUDE EDUCATION)	Y
EXAMINATION	Y
CONTINUING EDUCATION/COMPETENCY	Y
FINGERPRINT REQUIREMENT	Y

FEES*

License Type/Fee Type	Actual Fee	Statutory Limit
ASSOCIATE MARRIAGE AND FAMILY THERAPIST	\$75	\$75
ASSOCIATE SOCIAL WORKER	\$75	\$75
ASSOCIATE PROFESSIONAL CLINICAL COUNSELOR	\$100	\$150
LICENSED MARRIAGE AND FAMILY THERAPIST	\$130	\$180
LICENSED CLINICAL SOCIAL WORKER	\$100	\$155
LICENSED PROFESSIONAL CLINICAL COUNSELOR	\$200	\$250
LICENSED EDUCATIONAL PSYCHOLOGIST	\$80	\$150

*Additional Fees may be required. Refer to the Board Laws and Regulation for details.

Summary of Licensing Activity

Initial Licenses/Certificates/Permits			
TYPE	APPS RECEIVED	ISSUED	RENEWED
ASSOCIATE MARRIAGE & FAMILY THERAPIST	3,273	3,216	11,243
ASSOCIATE CLINICAL SOCIAL WORKER	3,269	3,325	9,363
ASSOCIATE PROFESSIONAL CLINICAL COUNSELOR	1,079	1,023	1,522
LICENSED MARRIAGE & FAMILY THERAPIST	3,233	3,233	19,010
LICENSED CLINICAL SOCIAL WORKER	2,452	2,452	11,696
LICENSED PROFESSIONAL CLINICAL COUNSELOR	205	205	858
LICENSED EDUCATIONAL PSYCHOLOGIST	62	62	867
TOTAL	13,573	13,516	54,559

Licensing Population by Type

TYPE	CERTIFICATES/ PERMITS	LICENSES/ REGISTRATIONS	APPROVALS
ASSOCIATE MARRIAGE & FAMILY THERAPIST	N/A	17,176	3,216
ASSOCIATE CLINICAL SOCIAL WORKER	N/A	15,619	3,325
ASSOCIATE PROFESSIONAL CLINICAL COUNSELOR	N/A	3,478	1,023
LICENSED MARRIAGE & FAMILY THERAPIST	N/A	44,277	3,233
LICENSED CLINICAL SOCIAL WORKER	N/A	27,773	2,452
LICENSED PROFESSIONAL CLINICAL COUNSELOR	N/A	1,727	205
LICENSED EDUCATIONAL PSYCHOLOGIST	N/A	2,038	62
TOTAL	N/A	112,476	13,516

Renewal and Continuing Education (CE)

TYPE	FREQUENCY OF RENEWAL	NUMBER CE HOURS REQUIRED EACH CYCLE
ASSOCIATE MARRIAGE & FAMILY THERAPIST	EVERY YEAR	N/A
ASSOCIATE CLINICAL SOCIAL WORKER	EVERY YEAR	N/A
ASSOCIATE PROFESSIONAL CLINICAL COUNSELOR	EVERY YEAR	N/A
LICENSED MARRIAGE & FAMILY THERAPIST	EVERY YEAR	36 HOURS
LICENSED CLINICAL SOCIAL WORKER	EVERY YEAR	36 HOURS
LICENSED PROFESSIONAL CLINICAL COUNSELOR	EVERY YEAR	36 HOURS
LICENSED EDUCATIONAL PSYCHOLOGIST	EVERY YEAR	36 HOURS

Exams Results

EXAM TITLE	PASS	FAIL	TOTAL
LMFT CALIFORNIA LAW & ETHICS EXAMINATION	5,653	1,600	6,253
LCSW CALIFORNIA LAW & ETHICS EXAMINATION	4,122	1,198	5,320
LPCC CALIFORNIA LAW & ETHICS EXAMINATION	675	384	1,059
LMFT CLINICAL EXAMINATION	3,208	1,857	5,065
LCSW ASWB CLINICAL EXAMINATION	2,190	1,080	3,270
LPCC NCMHCE EXAMINATION	159	58	217
LEP STANDARD WRITTEN EXAMINATION	72	82	154

Summary of Enforcement Activity

Consumer Complaints—Intake

1,375	RECEIVED
411	CLOSED WITHOUT REFERRAL FOR INVESTIGATION
1,000	REFERRED FOR INVESTIGATION
327	PENDING

Conviction/Arrest Notification Complaints

1,169	RECEIVED
0	CLOSED/REFERRED FOR INVESTIGATION
35	PENDING

Inspections

N/A

Investigations

2,442	OPENED
2,485	CLOSED
329	PENDING

Number of Days to Complete Intake and Investigations

1,887	UP TO 90 DAYS
396	91 TO 180 DAYS
149	181 DAYS TO 1 YEAR
51	1 TO 2 YEARS
2	2 TO 3 YEARS
0	OVER 3 YEARS
71	AVERAGE NUMBER OF DAYS TO COMPLETE INTAKE AND INVESTIGATIONS

BOARD OF BEHAVIORAL SCIENCES

Citations and Fines

286	ISSUED
283	ISSUED WITH A FINE
44	WITHDRAWN
N/A	DISMISSED
112	AVERAGE NUMBER OF DAYS TO ISSUE A CITATION AND FINE

Total Amount of Fines

\$186,150	ASSESSED
\$36,050	REDUCED
\$97,490	COLLECTED

Criminal/Civil Actions

N/A	REFERRALS FOR CRIMINAL/CIVIL ACTION
N/A	CRIMINAL ACTIONS FILED
N/A	CIVIL ACTIONS FILED

Office of the Attorney General/Disciplinary Actions

219	CASES OPENED/INITIATED
192	CASES CLOSED
205	CASES PENDING

Number of Days to Complete AG Cases

41	1 YEAR
74	1 TO 2 YEARS
55	2 TO 3 YEARS
18	OVER 3 YEARS
704	AVERAGE NUMBER OF DAYS TO IMPOSE DISCIPLINE

Formal Actions Filed/Withdrawn/Dismissed

56	STATEMENTS OF ISSUES FILED
152	ACCUSATIONS FILED
1	RESTRAINING/RESTRICTION/SUSPENSION ORDERS GRANTED
1	STATEMENTS OF ISSUES WITHDRAWN/DISMISSED
5	ACCUSATIONS WITHDRAWN/DISMISSED

Administrative Outcomes/Final Orders

3	LICENSE APPLICATIONS DENIED
39	REVOCATION
42	SURRENDER OF LICENSE
0	PROBATION WITH SUSPENSION
0	SUSPENSION ONLY
92	PROBATION ONLY
1	PUBLIC REPRIMAND
15	OTHER DECISIONS

Petition for Modification or Termination of Probation

10	GRANTED
4	DENIED
14	TOTAL

Petition for Reinstatement of Revoked License/
Registration/Certification

2	GRANTED
2	DENIED
4	TOTAL

Cost Recovery to DCA

\$480,297.94	ORDERED
\$37,316.37	COLLECTED

Restitution to Consumers/Refunds/Savings

N/A	RESTITUTION ORDERED
N/A	AMOUNT REFUNDED
N/A	REWORK AT NO CHARGE
N/A	ADJUSTMENTS/RETURNS/EXCHANGES
N/A	TOTAL SAVINGS ACHIEVED FOR CONSUMERS

Receipt of Complaint to Assignment to Investigator

6	AVERAGE NUMBER OF DAYS
----------	------------------------

Investigations: Opening to Closing of Case

71	AVERAGE NUMBER OF DAYS
-----------	------------------------

Investigations: Closure of Investigation to Imposing
Formal Discipline

460	AVERAGE NUMBER OF DAYS
------------	------------------------



BUREAU OF CANNABIS CONTROL

CALIFORNIA

Licenses and regulates commercial cannabis retailers, distributors, microbusinesses, testing laboratories, and temporary cannabis events.

STAFF:

169 civil servant positions
6 exempt

LICENSES, REGISTRATIONS,
PERMITS, AND CERTIFICATES:

2,116

ADVISORY COMMITTEE
MEMBERSHIP:

22 public representatives

BUREAU STAFF:

Chief:

Lori Ajax

lori.ajax@dca.ca.gov

Deputy Chief:

Melanie V. Ramil

melanie.ramil@dca.ca.gov

STRATEGIC PLAN ADOPTED:

Not Yet Available

www.bcc.ca.gov

LAWS AND REGULATIONS:

Business and Professions Code §§ 26000 – 26231.2;

Health and Safety Code §§ 11357–11362.9; §§ 11362.7–11362.85;

Revenue and Taxation Code §§ 34010–34021.5;

California Code of Regulations Title 16 §§ 5000–5814

SUNSET REVIEW:

Last Review: N/A

Next Review: N/A

ADVISORY COMMITTEE:

Business and Professions Code section 26014 does not prescribe a number of committee members; rather, it requires that membership include, but not be limited to, representatives of the cannabis industry, including medicinal cannabis, representatives of labor organizations, appropriate state and local agencies, persons who work directly with racially, ethnically, and economically diverse populations, public health experts, and other subject matter experts, including representatives from the Department of Alcoholic Beverage Control, with expertise in regulating commercial activity for adult-use intoxicating substances.

ADVISORY COMMITTEE (CONTINUED):

Name	Appointment Expires	Appointment Type	Appointment Authority
AVIS BULBULYAN	PLEASURE OF THE DIRECTOR	N/A	DEPARTMENT DIRECTOR
TIMMEN CERMAK	PLEASURE OF THE DIRECTOR	N/A	DEPARTMENT DIRECTOR
MATT CLIFFORD	PLEASURE OF THE DIRECTOR	N/A	DEPARTMENT DIRECTOR
BILL DOMBROWSKI	PLEASURE OF THE DIRECTOR	N/A	DEPARTMENT DIRECTOR
JEFFREY P. FERRO	PLEASURE OF THE DIRECTOR	N/A	DEPARTMENT DIRECTOR
KRISTIN HEIDELBACH-TERAMOTO	PLEASURE OF THE DIRECTOR	N/A	DEPARTMENT DIRECTOR
ERIC HIRATA	PLEASURE OF THE DIRECTOR	N/A	DEPARTMENT DIRECTOR
ALICE A. HUFFMAN	PLEASURE OF THE DIRECTOR	N/A	DEPARTMENT DIRECTOR
CATHERINE JACOBSON	PLEASURE OF THE DIRECTOR	N/A	DEPARTMENT DIRECTOR
ARNOLD S. LEFF	PLEASURE OF THE DIRECTOR	N/A	DEPARTMENT DIRECTOR
KRISTIN LYNCH	PLEASURE OF THE DIRECTOR	N/A	DEPARTMENT DIRECTOR
KRISTIN NEVEDAL	PLEASURE OF THE DIRECTOR	N/A	DEPARTMENT DIRECTOR
JOE NICCHITTA	PLEASURE OF THE DIRECTOR	N/A	DEPARTMENT DIRECTOR
LAVONNE PECK	PLEASURE OF THE DIRECTOR	N/A	DEPARTMENT DIRECTOR
MATT RAHN (CHAIR)	PLEASURE OF THE DIRECTOR	N/A	DEPARTMENT DIRECTOR
KEITH STEPHENSON	PLEASURE OF THE DIRECTOR	N/A	DEPARTMENT DIRECTOR
JAMES W. SWEENEY	PLEASURE OF THE DIRECTOR	N/A	DEPARTMENT DIRECTOR
TAMAR TODD (VICE-CHAIR)	PLEASURE OF THE DIRECTOR	N/A	DEPARTMENT DIRECTOR
HELENA WILLIAMS	PLEASURE OF THE DIRECTOR	N/A	DEPARTMENT DIRECTOR
DAVID WOOLSEY	PLEASURE OF THE DIRECTOR	N/A	DEPARTMENT DIRECTOR
BEN WU	PLEASURE OF THE DIRECTOR	N/A	DEPARTMENT DIRECTOR
BEVERLY YU	PLEASURE OF THE DIRECTOR	N/A	DEPARTMENT DIRECTOR

RECIPROCITY

None.

ACCOMPLISHMENTS

The Bureau issued California's first commercial cannabis temporary licenses for retailers, distributors, microbusinesses, testing laboratories, event organizers, and temporary cannabis events. The Bureau issued more than 400 temporary licenses that were effective January 1, 2018, the date by which the Bureau was mandated to begin issuing licenses. As of June 30, 2018, the Bureau had issued more than 2,000 temporary licenses.

Proposed emergency regulations were released in November 2017, which were adopted and effective beginning December 7, 2017. The emergency regulations are the state's first regulations for commercial cannabis activity. On June 6, 2018, the Bureau's emergency regulations were readopted with modifications after a public comment period that included three public hearings throughout the state. In December 2018 the Bureau filed final regulations with the Office of Administrative Law after reviewing and responding to over 8,000 public comments.

Throughout the year, the Bureau diligently pursued filling vacant positions. As of June 30, 2018, Bureau staff consisted of 65 employees, a significant increase from the prior year. The Bureau also changed its licensing system to allow a person who wished to conduct both medicinal and adult-use operations for the same commercial activity to submit one application and receive one license instead of two.

The Bureau completed its California Environmental Quality Act (CEQA) review for its cannabis licensing program. This process included an extensive study of environmental impacts and three community workshops in different cities attended by the public. Bureau staff also conducted more than 600 enforcement inspections of licensed premises throughout the state and responded to approximately 1,000 consumer complaints about unlicensed operators and alleged violations of the commercial cannabis laws by licensees. Complaints, with collaboration from the Bureau, were referred to DCA's Division of Investigation Cannabis Enforcement Unit regarding unlicensed conduct.

The Bureau continued with its significant public outreach activities:

- Developed and completed a series of eight commercial cannabis licensing workshops throughout the state. The workshops included representatives from dozens of other state and local agencies to provide potential licensees with information specific to cannabis licensing and other state law obligations for any business.
- Continued building relationships with local jurisdictions related to commercial cannabis regulation at both the state and local levels through meetings and discussions about ways to work collaboratively.
- Answered hundreds of questions and inquiries from stakeholders each week through email and phone, as well as developed fact sheets based on these inquiries. Bureau staff also made presentations and served on panels related to cannabis regulation at a wide variety of meetings and conferences throughout the state.
- Expanded and updated electronic outreach to provide additional resources to the public regarding licensing, regulations, and other Bureau activities. This included updating the Bureau's website and updating the California cannabis web portal. The Bureau also increased its social media presence by creating an Instagram page and adding 13,500 followers, 4,300 Facebook followers, and 2,400 Twitter followers.

The Cannabis Advisory Committee, convened by the Bureau, held four meetings statewide and 19 subcommittee meetings. Bureau staff assisted with organizing two online surveys to allow the public to provide in-person and written comments for the committee to consider regarding the regulations.

NEW LEGISLATION

(Extends through 2018)

AB 106 (Committee on Budget, Chapter 6, Statutes of 2018) authorizes California cannabis licensing authorities to receive criminal history information from the Department of Justice and the Federal Bureau of Investigation for applicants seeking state cannabis licensure. This bill also requires the Department of Justice to forward background check requests from California cannabis licensing authorities to the Federal Bureau of Investigation. Finally, this bill makes technical changes to existing law and appropriates \$10.7 million from the Cannabis Control Fund in order to purchase proprietary plant package and identification tags for the track and trace program.

AB 1527 (Jones-Sawyer, Chapter 95, Statutes of 2018) eliminates authority of the Legislature to remove Governor appointees to the Cannabis Control Appeals Panel and expands authority of the Legislature to remove their own appointees. By doing so, this bill allows any member of the Panel to be removed from office by their appointing authority. This bill had an urgency clause and took immediate effect.

AB 1817 (Committee on Budget, Chapter 37, Statutes of 2018) makes technical revisions to the Medicinal and Adult-Use Cannabis Regulation and Safety Act to clarify that the Department of Justice must transmit cannabis applicant fingerprint images and related information to the Federal Bureau of Investigation.

AB 2020 (Quirk, Chapter 749, Statutes of 2018) allows temporary cannabis events to be held at a venue approved by a local jurisdiction. Additionally, this bill requires applicants for temporary events to provide the Bureau with a list of licensed participants 60 days prior to the event. This bill also enhances enforcement authority of the Bureau to shut down temporary events or issue penalties against licensees who violate temporary event laws. Finally, this bill clarifies that temporary events authorized by the Medicinal and Adult-Use Cannabis Regulation and Safety Act are subject to codified smoking restrictions, among other provisions.

AB 2402 (Low, Chapter 583, Statutes of 2018) prohibits cannabis licensees from sharing consumer personal information to a third party unless approved by the consumer, and bars licensees from denying the use of a product or service based upon consumer consent to the sharing of nonpublic personal information. These prohibitions do not apply in specified circumstance, including for the facilitation of payment or as necessary for compliance with state or local law. This bill also deems medicinal cannabis identification cards medical information, thereby prohibiting licensees from disclosing that information except as required by law to state and local government officials. Since medicinal cannabis identification cards are deemed medical information, this bill deems medicinal cannabis retailers to be health care providers subject to specified confidentiality laws pertaining to medical information.

AB 2721 (Quirk, Chapter 546, Statutes of 2018) authorizes licensed testing laboratories to receive and test cannabis grown from an individual over 21 years of age if the cannabis was grown by that person and will be used solely for his or her personal use.

AB 2799 (Jones-Sawyer, Chapter 971, Statutes of 2018) requires applicants for cannabis licensure to have at least one employee and one supervisor complete a Cal-OSHA 30-hour general industry outreach course within one year of receiving or renewing a state license. The course must be taught by a training provider that is authorized by an OSHA Training Institute Education Center to instruct the course. Cannabis businesses with only one employee are exempt from these training requirements.

AB 2899 (Rubio, Chapter 923, Statutes of 2018) prohibits cannabis licensees from publishing or disseminating advertisements or marketing while the licensee's license is suspended.

AB 2914 (Cooley, Chapter 827, Statutes of 2018) clarifies that cannabis licensees are prohibited from selling or offering cannabis-infused alcoholic beverages, including those that are derived from industrial hemp. This bill also prohibits Department of Alcoholic Beverage Control licensees from selling or offering cannabis products or cannabis-infused alcoholic beverages at their licensed premises, and requires the Department of Alcoholic Beverage Control to take disciplinary action, including suspension or revocation of licensure, against licensees who violate the prohibition.

AB 3067 (Chau, Chapter 347, Statutes of 2018) prohibits the marketing and advertising of cannabis, cannabis products, cannabis business or related paraphernalia by online websites, services, and applications, unless specified conditions are met. Additionally, this bill includes safe harbor provisions for operators who take reasonable actions intended to avoid marketing and advertising to minors, and for third party operators, hosts, or managers of such websites, services, and applications. Finally, this bill prohibits internet websites and platforms directed to minors from knowingly collecting or using personally identifiable information of minors for cannabis, cannabis products, or cannabis-related business or paraphernalia advertising and marketing.

AB 3261 (Low, Chapter 599, Statutes of 2018) is an omnibus bill that defines the term "microbusiness" within the Medicinal and Adult-use Cannabis Regulation and Safety Act and makes various technical, noncontroversial statutory revisions to existing law.

SB 311 (Pan, Chapter 556, Statutes of 2018) authorizes licensed distributors to transfer cannabis goods to other distributors after the products have undergone and passed testing by a licensed testing laboratory. This bill had an urgency clause and took immediate effect.

SB 1294 (Bradford, Chapter 794, Statutes of 2018), also known as the California Cannabis Equity Act of 2018, establishes a statutory framework for cannabis equity programs by defining relevant key terms and creating a grant program administered by the Bureau that provides funding to eligible local jurisdictions seeking to assist local equity applicants and licensees. This bill also authorizes the Bureau to provide technical assistance, as defined, to local jurisdictions and requires the Bureau to publish on its website approved local equity ordinances and stakeholder model local equity ordinances by July 1, 2019. Finally, this bill requires the Bureau to submit a one-time report to the Legislature by July 1, 2020, containing specified information relating to grants issued for local equity programs.

SB 1459 (Cannella, Chapter 857, Statutes of 2018) authorizes state cannabis licensing authorities to issue a provisional license to applicants for cannabis licensure. The provisional license can only be issued to an applicant that (1) was issued a temporary license for the same premises and commercial operation that would be authorized by the provisional license; and (2) submitted a complete license application that demonstrates CEQA compliance review is underway. All statutory and regulatory requirements pertaining to cannabis licensees, other than demonstrating CEQA compliance, would apply to those receiving the provisional license authorized by this bill.

LICENSE REQUIREMENTS

License Requirements	Y/N?
DEGREE/PROFESSIONAL SCHOOLING	N
QUALIFYING EXPERIENCE (MAY INCLUDE EDUCATION)	N
EXAMINATION	N
CONTINUING EDUCATION/COMPETENCY	N
FINGERPRINT REQUIREMENT	Y

FEES*

License Type/Fee Type	Actual Fee	Statutory Limit
TEMPORARY	\$0	N/A

Summary of Licensing Activity

Initial Licenses/Certificates/Permits			
TYPE	APPS RECEIVED*	ISSUED**	RENEWED
ADULT-USE - DISTRIBUTOR	704	361	0
ADULT-USE - DISTRIBUTOR-TRANSPORT ONLY	185	40	0
ADULT-USE - MICROBUSINESS	367	97	0
ADULT-USE - RETAILER	659	371	0
ADULT-USE - RETAILER NONSTOREFRONT	337	120	0
CANNABIS - LABORATORY TESTING	72	34	0
CANNABIS - EVENT ORGANIZER	90	65	0
CANNABIS - TEMPORARY EVENT	8	2	0
MEDICINAL - DISTRIBUTOR	743	394	0
MEDICINAL - DISTRIBUTOR - TRANSPORT ONLY	193	50	0
MEDICINAL - MICROBUSINESS	357	93	0
MEDICINAL - RETAILER	691	431	0
MEDICINAL - RETAILER NONSTOREFRONT	325	121	0
TOTAL	4,733	2,179	0

*Temporary and Annual Applications

**Temporary Licenses Only

Licensing Population by Type			
TYPE	CERTIFICATES/ PERMITS	LICENSES/ REGISTRATIONS	APPROVALS
DISTRIBUTOR	0	725	0
DISTRIBUTOR/TRANSPORT ONLY	0	85	0
EVENT ORGANIZER	0	65	0
TESTING LABORATORY	0	34	0
MICROBUSINESS	0	186	0
RETAILER	0	538	0
RETAILER NONSTOREFRONT	0	481	0
TEMPORARY EVENT	0	2	0
TOTAL	0	2,116	0

Renewal and Continuing Education (CE)		
TYPE	FREQUENCY OF RENEWAL	NUMBER CE HOURS REQUIRED EACH CYCLE
N/A		

Exams Results			
EXAM TITLE	PASS	FAIL	TOTAL
N/A			

Summary of Enforcement Activity

Consumer Complaints—Intake	
993	RECEIVED
0	CLOSED WITHOUT REFERRAL FOR INVESTIGATION
993	REFERRED FOR INVESTIGATION
571	PENDING

Conviction/Arrest Notification Complaints	
0	RECEIVED
0	CLOSED/REFERRED FOR INVESTIGATION
0	PENDING

Inspections	
	668

Investigations	
993	OPENED
422	CLOSED
571	PENDING

BUREAU OF CANNABIS CONTROL CALIFORNIA

Number of Days to Complete Intake and Investigations

NT	UP TO 90 DAYS
NT	91 TO 180 DAYS
0	181 DAYS TO 1 YEAR
0	1 TO 2 YEARS
0	2 TO 3 YEARS
0	OVER 3 YEARS
0	AVERAGE NUMBER OF DAYS TO COMPLETE INTAKE AND INVESTIGATIONS

Citations and Fines

0	ISSUED
0	ISSUED WITH A FINE
0	WITHDRAWN
0	DISMISSED
0	AVERAGE NUMBER OF DAYS TO ISSUE A CITATION AND FINE

Total Amount of Fines

\$0	ASSESSED
\$0	REDUCED
\$0	COLLECTED

Criminal/Civil Actions

2	REFERRALS FOR CRIMINAL/CIVIL ACTION
1	CRIMINAL ACTIONS FILED
0	CIVIL ACTIONS FILED

Office of the Attorney General/Disciplinary Actions

0	CASES OPENED/INITIATED
0	CASES CLOSED
0	CASES PENDING

Number of Days to Complete AG Cases

0	1 YEAR
0	1 TO 2 YEARS
0	2 TO 3 YEARS
0	OVER 3 YEARS
0	AVERAGE NUMBER OF DAYS TO IMPOSE DISCIPLINE

Formal Actions Filed/Withdrawn/Dismissed

0	STATEMENTS OF ISSUES FILED
0	ACCUSATIONS FILED
0	RESTRAINING/RESTRICTION/SUSPENSION ORDERS GRANTED
0	STATEMENTS OF ISSUES WITHDRAWN/DISMISSED
0	ACCUSATIONS WITHDRAWN/DISMISSED

Administrative Outcomes/Final Orders

0	LICENSE APPLICATIONS DENIED
0	REVOCATION
0	SURRENDER OF LICENSE
0	PROBATION WITH SUSPENSION
0	SUSPENSION ONLY
0	PROBATION ONLY
0	PUBLIC REPRIMAND
0	OTHER DECISIONS

Petition for Modification or Termination of Probation

0	GRANTED
0	DENIED
0	TOTAL

Petition for Reinstatement of Revoked License/Registration/Certification

0	GRANTED
0	DENIED
0	TOTAL

Cost Recovery to DCA

\$0	ORDERED
\$0	COLLECTED

Restitution to Consumers/Refunds/Savings

\$0	RESTITUTION ORDERED
\$0	AMOUNT REFUNDED
\$0	REWORK AT NO CHARGE
\$0	ADJUSTMENTS/RETURNS/EXCHANGES
\$0	TOTAL SAVINGS ACHIEVED FOR CONSUMERS

Receipt of Complaint to Assignment to Investigator

NT*	AVERAGE NUMBER OF DAYS
------------	------------------------

Investigations: Opening to Closing of Case

NT*	AVERAGE NUMBER OF DAYS
------------	------------------------

Investigations: Closure of Investigation to Imposing Formal Discipline

NT*	AVERAGE NUMBER OF DAYS
------------	------------------------

*NT= Not Tracked



CEMETERY & FUNERAL B U R E A U

Licenses and regulates funeral establishments and funeral directors; embalmers and apprentices; cemetery brokers, sales people, and managers; cremated remains disposers, crematories, and crematory managers; and privately owned cemeteries in California.

STAFF:

22.5 civil servant positions
1 exempt

LICENSES, REGISTRATIONS,
PERMITS, AND CERTIFICATES:

13,535

ADVISORY COMMITTEE:

3 public representatives
4 licensees

BUREAU STAFF:

Acting Chief:

Sandra Patterson

sandra.patterson@dca.ca.gov

Program Operations Supervisor:

Cheryl Jenkins

cheryl.jenkins@dca.ca.gov

Field Operations Supervisor:

Sandra Patterson

sandra.patterson@dca.ca.gov

Supervising Auditor:

David Edwards

david.edwards@dca.ca.gov

STRATEGIC PLAN ADOPTED:

2015

www.cfb.ca.gov

LAWS AND REGULATIONS:

Business and Professions Code §§ 7600 – 7746;

Title 16, Division 12, California Code of Regulations §§ 1200 – 1291;

Title 16, Division 23, California Code of Regulations §§ 2300 – 2390;

Health and Safety Code §§ 7000 – 9677;

Health and Safety Code §§ 102100 – 103800;

Government Code §§ 27460 – 27530;

Welfare and Institutions Code §§ 11150 – 11160, §§ 12150 – 12156, §§ 17400 – 17410.

SUNSET REVIEW:

Last Review: 2015

Next Review: 2019

ADVISORY COMMITTEE MEMBER:

Name	Appointment Expires	Appointment Type	Appointment Authority
JEANNE CLARK	JANUARY 31, 2020	PROFESSIONAL	BUREAU CHIEF
PATRICK (PAT) COLLINS	JANUARY 31, 2020	PUBLIC	BUREAU CHIEF
CHRISTOPHER DONHOST	JANUARY 31, 2020	PROFESSIONAL	BUREAU CHIEF
MARIA MANGINI	JANUARY 31, 2020	PUBLIC	BUREAU CHIEF
NICKOLAS MARINELLI	JANUARY 31, 2020	PROFESSIONAL	BUREAU CHIEF
NICHOL MONTAGUE	JANUARY 31, 2020	PROFESSIONAL	BUREAU CHIEF
JEAN OKUYE	JANUARY 31, 2020	PUBLIC	BUREAU CHIEF

RECIPROCITY

None.

ACCOMPLISHMENTS

Pursuant to AB 180 (Bonilla, Chapter 395, Statutes of 2016), the Bureau completed a study on the sufficiency of endowment care funds for future maintenance of licensed cemeteries to identify whether a statutory change is necessary to increase endowment care deposits. The report was submitted to the Legislature on December 29, 2017.

The Bureau participated in multiple Senior Scam Stopper events, a Senior Care and Life Planning Seminar, and the California Senior Rally to provide information to consumers on how to educate and protect themselves when purchasing preneed or at-need cemetery and funeral goods and services for either themselves or a loved one. Additionally, the bureau chief provided updates about Bureau activities, laws and regulations, legislation, and licensing and enforcement activity to licensees during presentations at the Cemetery and Mortuary Association of California, California Funeral Directors Association, and the Association of California Cremationists.

The Bureau also began participating in the Department's Business Modernization Project and will be working toward implementation of an information technology solution that meets the needs of the Bureau. In collaboration with the Department, the Bureau developed a Project Charter and a "Business Modernization Report" to identify business processes in support of the Bureau's IT modernization initiative.

The Bureau appointed a new seven-member Advisory Committee composed of four industry members and three public members. The Bureau selected Committee members from a diverse and representative mix of geographic regions, licensing and consumer advocacy backgrounds, and professional experience to better serve licensees and consumers, and meet its regulatory obligations in an open and transparent forum.

In fiscal year 2013–14, the State Controller's Office established a Special Deposit Fund (SDF) for funds received from the California Master Trust settlement and earmarked the funds for various purposes, including consumer protection and enforcement. The Bureau received approval from Department of Finance to use the funds to hire three limited-term auditors for activities in accordance with the purposes for which the SDF was established—specifically, the auditors will help the Bureau identify any funeral establishments that may be mismanaging or misappropriating consumer funds.

NEW LEGISLATION

(Extends through 2018)

AB 2750 (Obernolte, Chapter 131, Statutes of 2018)

authorizes conservators of the estate or person the right to obtain certified death records from state and local registrars and county recorders.

LICENSE REQUIREMENTS

License Requirements	Y/N?
DEGREE/PROFESSIONAL SCHOOLING	Y
QUALIFYING EXPERIENCE (MAY INCLUDE EDUCATION)	Y
EXAMINATION	Y
CONTINUING EDUCATION/COMPETENCY	N
FINGERPRINT REQUIREMENT	Y

FEES*

License Type/Fee Type	Actual Fee	Statutory Limit
FUNERAL DIRECTOR		
LICENSE FEE	\$200	\$200
EXAMINATION FEE	\$100	\$100
TOTAL INITIAL LICENSE FEE	\$300	\$300
ANNUAL RENEWAL FEE	\$200	\$200
EMBALMER		
APPLICATION / EXAMINATION / LICENSE FEE	\$150	\$150
ANNUAL RENEWAL FEE	\$100	\$125
CEMETERY SALESPERSON		
LICENSE FEE	\$30	\$30
ANNUAL RENEWAL FEE	\$25	\$25

*The Program licenses additional categories that can be found in Title 16, Division 12, California Code of Regulations § 1257, Title 16, Division 23, California Code of Regulations §§ 2310-2324; Business and Professions Code §§ 7651, 7653, 7672.1, 7712.2, 7721.9, 7729, 7729.2-7729.8, and 7729.10-7731

Summary of Licensing Activity

Initial Licenses/Certificates/Permits			
TYPE	APPS RECEIVED	ISSUED	RENEWED
FUNERAL ESTABLISHMENT	34	22	1,047
FUNERAL DIRECTOR	238	107	2,199
EMBALMER	48	40	1,518
APPRENTICE EMBALMER	67	64	N/A
CERTIFICATE OF AUTHORITY (CEMETERY)	2	0	191
CREMATORY	9	5	218
CEMETERY MANAGER	24	14	281
CREMATORY MANAGER	39	28	462
CEMETERY BROKER / ADDITIONAL BROKER	N/A	26	193
CEMETERY BRANCH BROKER	14	14	55
CEMETERY SALESPERSON	1,653	1,039	2,796
CREMATED REMAINS DISPOSER	18	18	128
TOTAL	2,172	1,377	9,088

Licensing Population by Type			
TYPE	CERTIFICATES/ PERMITS	LICENSES/ REGISTRATIONS	APPROVALS
FUNERAL ESTABLISHMENT	N/A	1,065	N/A
FUNERAL DIRECTOR	N/A	2,795	N/A
EMBALMER	N/A	1,919	N/A
APPRENTICE EMBALMER	N/A	315	N/A
CERTIFICATE OF AUTHORITY (CEMETERY)	N/A	195	N/A
CREMATORY	N/A	230	N/A
CEMETERY MANAGER	N/A	356	N/A
CREMATORY MANAGER	N/A	592	N/A
CEMETERY BROKER / ADDITIONAL BROKER	N/A	222	N/A
CEMETERY BRANCH BROKER	N/A	74	N/A
CEMETERY SALESPERSON	N/A	5,561	N/A
CREMATED REMAINS DISPOSER	N/A	211	N/A
TOTAL		13,535	

Renewal and Continuing Education (CE)		
TYPE	FREQUENCY OF RENEWAL	NUMBER CE HOURS REQUIRED EACH CYCLE
FUNERAL ESTABLISHMENT	ANNUALLY	N/A
FUNERAL DIRECTOR	ANNUALLY	N/A
EMBALMER	ANNUALLY	N/A
APPRENTICE EMBALMER	N/A	N/A
CERTIFICATE OF AUTHORITY (CEMETERY)	ANNUALLY	N/A
CREMATORY	ANNUALLY	N/A
CEMETERY MANAGER	ANNUALLY	N/A
CREMATORY MANAGER	ANNUALLY	N/A
CEMETERY BROKER / ADDITIONAL BROKER	ANNUALLY	N/A
CEMETERY BRANCH BROKER	ANNUALLY	N/A
CEMETERY SALESPERSON	ANNUALLY	N/A
CREMATED REMAINS DISPOSER	ANNUALLY	N/A

Exams Results			
EXAM TITLE	PASS	FAIL	TOTAL
FUNERAL DIRECTOR	100	92	192
EMBALMER	39	2	41
CEMETERY MANAGER	15	2	17
CREMATORY MANAGER	27	9	36
CEMETERY BROKER	10	1	11

Summary of Enforcement Activity

Consumer Complaints—Intake	
686	RECEIVED
4	CLOSED WITHOUT REFERRAL FOR INVESTIGATION
681	REFERRED FOR INVESTIGATION
1	PENDING

Conviction/Arrest Notification Complaints	
78	RECEIVED
78	CLOSED/REFERRED FOR INVESTIGATION
0	PENDING

Inspections	
	1,322

Investigations	
745	OPENED
743	CLOSED
79	PENDING

CEMETERY AND FUNERAL BUREAU

Number of Days to Complete Intake and Investigations

658	UP TO 90 DAYS
59	91 TO 180 DAYS
25	181 DAYS TO 1 YEAR
1	1 TO 2 YEARS
0	2 TO 3 YEARS
0	OVER 3 YEARS
38	AVERAGE NUMBER OF DAYS TO COMPLETE INTAKE AND INVESTIGATIONS

Citations and Fines

167	ISSUED
115	ISSUED WITH A FINE
4	WITHDRAWN
0	DISMISSED
29	AVERAGE NUMBER OF DAYS TO ISSUE A CITATION AND FINE

Total Amount of Fines

\$57,050	ASSESSED
\$2,200	REDUCED
\$57,950	COLLECTED

Criminal/Civil Actions

0	REFERRALS FOR CRIMINAL/CIVIL ACTION
0	CRIMINAL ACTIONS FILED
0	CIVIL ACTIONS FILED

Office of the Attorney General/Disciplinary Actions

13	CASES OPENED/INITIATED
6	CASES CLOSED
16	CASES PENDING

Number of Days to Complete AG Cases

1	1 YEAR
3	1 TO 2 YEARS
1	2 TO 3 YEARS
1	OVER 3 YEARS
641	AVERAGE NUMBER OF DAYS TO IMPOSE DISCIPLINE

Formal Actions Filed/Withdrawn/Dismissed

1	STATEMENTS OF ISSUES FILED
4	ACCUSATIONS FILED
0	RESTRAINING/RESTRICTION/SUSPENSION ORDERS GRANTED
0	STATEMENTS OF ISSUES WITHDRAWN/DISMISSED
0	ACCUSATIONS WITHDRAWN/DISMISSED

Administrative Outcomes/Final Orders

4	LICENSE APPLICATIONS DENIED
2	REVOCATION
3	SURRENDER OF LICENSE
0	PROBATION WITH SUSPENSION
0	SUSPENSION ONLY
7	PROBATION ONLY
0	PUBLIC REPRIMAND
0	OTHER DECISIONS

Petition for Modification or Termination of Probation

0	GRANTED
0	DENIED
0	TOTAL

Petition for Reinstatement of Revoked License/Registration/Certification

0	GRANTED
0	DENIED
0	TOTAL

Cost Recovery to DCA

\$34,499	ORDERED
\$28,534	COLLECTED

Restitution to Consumers/Refunds/Savings

\$0	RESTITUTION ORDERED
\$38,044	AMOUNT REFUNDED
\$11,263	REWORK AT NO CHARGE
\$3,271	ADJUSTMENTS/RETURNS/EXCHANGES
\$52,578	TOTAL SAVINGS ACHIEVED FOR CONSUMERS

Receipt of Complaint to Assignment to Investigator

2	AVERAGE NUMBER OF DAYS
----------	------------------------

Investigations: Opening to Closing of Case

37	AVERAGE NUMBER OF DAYS
-----------	------------------------

Investigations: Closure of Investigation to Imposing Formal Discipline

505	AVERAGE NUMBER OF DAYS
------------	------------------------



Licenses and regulates chiropractors. Registers and certifies chiropractic corporations, referral services, and satellite offices.

STAFF:

18 civil servant positions
1 exempt

LICENSES, REGISTRATIONS,
PERMITS, AND CERTIFICATES:

19,793

BOARD MEMBERSHIP:

2 public representatives
5 licensees

BOARD STAFF:

Executive Officer:

Robert Puleo
robert.puleo@dca.ca.gov

Assistant Executive Officer:

Marcus McCarther
marcus.mccarther@dca.ca.gov

STRATEGIC PLAN ADOPTED:

2017

www.chiro.ca.gov

LAWS AND REGULATIONS:

Business and Professions Code § 1000 – 1058;

Title 16, Division 4, California Code of Regulations § 301 – 390.6.

SUNSET REVIEW:

Last Review: 2017

Next Review: 2021

BOARD MEMBERS:

Name	Appointment Expires	Appointment Type	Appointment Authority
SERGIO AZZOLINO (SECRETARY)	FEBRUARY 10, 2020	PROFESSIONAL	GOVERNOR
HEATHER DEHN (CHAIR)	FEBRUARY 10, 2020	PROFESSIONAL	GOVERNOR
THYONNE GORDON	NOVEMBER 3, 2020	PUBLIC	GOVERNOR
COREY LICHTMAN (VICE CHAIR)	FEBRUARY 10, 2019	PROFESSIONAL	GOVERNOR
DIONNE MCCLAIN	FEBRUARY 10, 2022	PROFESSIONAL	GOVERNOR
FRANK RUFFINO	NOVEMBER 3, 2020	PUBLIC	GOVERNOR
DAVID PARIS	FEBRUARY 10, 2022	PROFESSIONAL	GOVERNOR

RECIPROCITY

Pursuant to Title 16, Division 4, California Code of Regulations section 323, to qualify for reciprocity, an applicant must meet the following:

- Graduation from a Board-approved chiropractic college, and completion of the minimum number of hours and subjects as required by California law at the time the applicant's license was issued;
- Equivalent successful examination in each of the subjects examined in California in the same year as the applicant was issued a license in the state from which he is applying;
- Hold a valid and up-to-date license from the state from which they are seeking reciprocity;
- The state from which they are licensed will reciprocate with California; and
- Have completed five years of chiropractic practice.

ACCOMPLISHMENTS

In October 2017, a comprehensive fee audit was successfully completed. The detailed cost analysis of Board fees and the resulting report recommended an updated fee schedule based on the actual costs to perform licensing, enforcement, and administrative services. Aligning the Board's revenue and expenditures will ensure a healthy fund condition and long-term sustainability. The Board took proactive measures such as email blasts, notifications at meetings, and a website update, to inform the public and licensees about the fee audit and resulting report.

To address the findings of the fee audit, the Board worked with the Legislature to include a temporary annual license renewal fee increase in Senate Bill 547 (Hill, Chapter 429, Statutes of 2017), from \$250 to \$300, effective January 1, 2018, through January 1, 2019. Furthermore, Senate Bill 1480 (Hill, Chapter 571, Statutes of 2018) allowed the Board to codify the new fee schedule into section 1006.5 of the Business and Professions Code (BPC), where all the Board's fees can be easily found.

The Board has continued to work with the Office of Information Services to complete the Business Modernization Project (BMP). The BMP consists of an operational approach that the Department is utilizing to transition boards and bureaus to an effective online licensing and enforcement system. Among other online services, a replacement system allows greater access for licensees and license applicants to make online payments and apply for or renew a license.

As of May 2018, the Board completed the first step to initiate the process of procuring a new IT system. The Board mapped out its entire licensing, enforcement, and administrative processes. A replacement system will help reduce business inefficiencies, expand technology features, and improve the quality of services to the public, licensees, and stakeholders.

In February 2018, the Board commenced work with DCA's Office of Professional Examination Services (OPES) to develop new questions for the Law and Ethics Written Examination. Additionally, the Board collaborated with OPES to review existing questions and establish a passing score for the new version of the exam. The Board continues to take active measures to ensure the exam is current with the evolving practice of the chiropractic profession.

NEW LEGISLATION

(Extends through 2018)

There was no enacted legislation solely related to this program in 2018. Legislation with Department-wide impact or involving multiple healing arts programs is also discussed in the Healing Arts Legislation and DCA-wide Legislation sections of this report on pages 9 and 10.

LICENSE REQUIREMENTS

License Requirements	Y/N?
DEGREE/PROFESSIONAL SCHOOLING	Y
QUALIFYING EXPERIENCE (MAY INCLUDE EDUCATION)	N
EXAMINATION	Y
CONTINUING EDUCATION/COMPETENCY	Y
FINGERPRINT REQUIREMENT	Y

FEES*

License Type/Fee Type	Actual Fee	Statutory Limit
CHIROPRACTIC LICENSE	\$250	*
CHIROPRACTIC LICENSE*	\$300	*

*Additional Fees may be required. Refer to the Board Laws and Regulation for details.

* SB 547 (Hill, Chapter 429 Statutes of 2017) for one year, increased the license renewal fee to \$300 effective January 1, 2018.

Summary of Licensing Activity

Initial Licenses/Certificates/Permits			
TYPE	APPS RECEIVED	ISSUED	RENEWED
DOCTOR OF CHIROPRACTIC	306	318	12,649
SATELLITE	1,439	1,368	2,935
CHIROPRACTIC CORPORATIONS	86	88	1,258
REFERRAL SERVICES	2	1	N/A
TOTAL	1,833	1,775	16,842

Licensing Population by Type			
TYPE	CERTIFICATES/ PERMITS	LICENSES/ REGISTRATIONS	APPROVALS
DOCTOR OF CHIROPRACTIC	N/A	14,151	N/A
SATELLITE OFFICES	4,304	N/A	N/A
CHIROPRACTIC CORPORATIONS	1,338	N/A	N/A
REFERRAL SERVICES	30	N/A	N/A
TOTAL	5,642	14,151	N/A

Renewal and Continuing Education (CE)		
TYPE	FREQUENCY OF RENEWAL	NUMBER CE HOURS REQUIRED EACH CYCLE
DOCTOR OF CHIROPRACTIC	ANNUAL	24
SATELLITE OFFICES	ANNUAL	N/A
CHIROPRACTIC CORPORATIONS	ANNUAL	N/A
REFERRAL SERVICES	N/A	N/A

Exams Results			
EXAM TITLE	PASS	FAIL	TOTAL
CALIFORNIA CHIROPRACTIC LAW EXAMINATION	311	141	452

Summary of Enforcement Activity

Consumer Complaints—Intake	
445	RECEIVED
0	CLOSED WITHOUT REFERRAL FOR INVESTIGATION*
480	REFERRED FOR INVESTIGATION
18	PENDING

*All complaints include a desk investigation, and may be referred to a field investigator (non-sworn)

Conviction/Arrest Notification Complaints	
48	RECEIVED
45	CLOSED/REFERRED FOR INVESTIGATION
3	PENDING

Inspections	
0	

Investigations	
525	OPENED*
523	CLOSED
236	PENDING

*All investigations include desk investigation, and may be referred to a field investigator (non-sworn)

Number of Days to Complete Intake and Investigations	
144	UP TO 90 DAYS
159	91 TO 180 DAYS
154	181 DAYS TO 1 YEAR
47	1 TO 2 YEARS
14	2 TO 3 YEARS
5	OVER 3 YEARS
207	AVERAGE NUMBER OF DAYS TO COMPLETE INTAKE AND INVESTIGATIONS

BOARD OF CHIROPRACTIC EXAMINERS

Citations and Fines

29	ISSUED
25	ISSUED WITH A FINE
5	WITHDRAWN
0	DISMISSED
298	AVERAGE NUMBER OF DAYS TO ISSUE A CITATION AND FINE

Total Amount of Fines

\$35,850	ASSESSED
\$1,700	REDUCED*
\$29,646	COLLECTED

*\$1,500 + \$200

Criminal/Civil Actions

N/A	REFERRALS FOR CRIMINAL/CIVIL ACTION
N/A	CRIMINAL ACTIONS FILED
N/A	CIVIL ACTIONS FILED

Office of the Attorney General/Disciplinary Actions

39	CASES OPENED/INITIATED
41	CASES CLOSED
66	CASES PENDING

Number of Days to Complete AG Cases

14	1 YEAR
18	1 TO 2 YEARS
5	2 TO 3 YEARS
4	OVER 3 YEARS
902	AVERAGE NUMBER OF DAYS TO IMPOSE DISCIPLINE

*Includes complaint intake, desk investigation, field investigation and formal discipline steps

Formal Actions Filed/Withdrawn/Dismissed

2	STATEMENTS OF ISSUES FILED
39	ACCUSATIONS FILED
7	RESTRAINING/RESTRICTION/SUSPENSION ORDERS GRANTED
1	STATEMENTS OF ISSUES WITHDRAWN/DISMISSED
0	ACCUSATIONS WITHDRAWN/DISMISSED

Administrative Outcomes/Final Orders

0	LICENSE APPLICATIONS DENIED
9	REVOCATION
9	SURRENDER OF LICENSE
1	PROBATION WITH SUSPENSION
0	SUSPENSION ONLY
15	PROBATION ONLY
0	PUBLIC REPRIMAND
1	OTHER DECISIONS

Petition for Modification or Termination of Probation

1	GRANTED
5	DENIED
6	TOTAL

Petition for Reinstatement of Revoked License/Registration/Certification

1	GRANTED
3	DENIED
4	TOTAL

Cost Recovery to DCA

\$97,869.49	ORDERED
\$58,962.88	COLLECTED

Restitution to Consumers/Refunds/Savings

\$1,000	RESTITUTION ORDERED
\$1,000	AMOUNT REFUNDED
\$0	REWORK AT NO CHARGE
\$0	ADJUSTMENTS/RETURNS/EXCHANGES
\$1,000	TOTAL SAVINGS ACHIEVED FOR CONSUMERS

Receipt of Complaint to Assignment to Investigator

187	AVERAGE NUMBER OF DAYS
------------	------------------------

Investigations: Opening to Closing of Case

207	AVERAGE NUMBER OF DAYS
------------	------------------------

Investigations: Closure of Investigation to Imposing Formal Discipline

902	AVERAGE NUMBER OF DAYS
------------	------------------------



Licenses and regulates contractors in 44 classifications.

STAFF:

406.6 civil servant positions
1 exempt

LICENSES, REGISTRATIONS,
PERMITS, AND CERTIFICATES:

306,516
44 Classifications

BOARD MEMBERSHIP:

8 public members
7 licensees

BOARD STAFF:

Registrar:
David Fogt
david.fogt@cslb.ca.gov

Chief Deputy Registrar:
Tonya D. Corcoran
tonyad.corcoran@cslb.ca.gov

STRATEGIC PLAN ADOPTED:

2018

www.cslb.ca.gov

LAWS AND REGULATIONS:

Business and Professions Code §§ 7000 – 7199.7;
California Code of Regulations, Title 16, Division 8, §§ 810 – 890.

SUNSET REVIEW:

Last Review: 2015 **Next Review: 2019**

BOARD MEMBERS:

Name	Appointment Expires	Appointment Type	Appointment Authority
KEVIN ALBANESE	JUNE 1, 2021	PROFESSIONAL	GOVERNOR
AGUSTIN "AUGIE" BELTRAN	JUNE 1, 2021	PUBLIC	SENATE RULES COMMITTEE
LINDA CLIFFORD (SECRETARY)	JUNE 1, 2022	PROFESSIONAL	GOVERNOR
DAVID DE LA TORRE	JUNE 1, 2020	PROFESSIONAL	SPEAKER OF THE ASSEMBLY
DAVID DIAS	JUNE 1, 2020	PUBLIC	GOVERNOR
SUSAN GRANZELLA	JUNE 1, 2020	PUBLIC	GOVERNOR
JOAN HANCOCK	JUNE 1, 2019	PROFESSIONAL	GOVERNOR
MICHAEL LAYTON	JUNE 1, 2020	PUBLIC	SPEAKER OF THE ASSEMBLY
MARLO RICHARDSON (PRESIDENT)	JUNE 1, 2020	PUBLIC	GOVERNOR
FRANK SCHETTER	JUNE 1, 2019	PROFESSIONAL	GOVERNOR
JOHNNY SIMPSON (VICE PRESIDENT)	JUNE 1, 2019	PUBLIC	SENATE RULES COMMITTEE
NANCY SPRINGER	JUNE 1, 2021	PROFESSIONAL	GOVERNOR
VACANT	N/A	PROFESSIONAL	GOVERNOR
VACANT	N/A	PUBLIC	GOVERNOR
VACANT	N/A	PUBLIC	GOVERNOR

RECIPROCITY

Pursuant to Business and Profession Code section 7065.4, the Board has reciprocity agreements in place with Arizona, Nevada, and Utah. Reciprocity requirements are the same for these states:

- The contractor must be applying for a license in a classification that appears on that state's Reciprocal Classifications List.
- The contractor must have held an active license in good standing in one of the reciprocal states for the previous five years.
- The contractor must submit to the Board the Request for Verification of License form that is completed by the licensing entity under which he or she is already licensed.
- The contractor must complete the Application for Original Contractor's License.
- The Certification of Work Experience form 13A-11 must be used to report and confirm the journey-level work experience for the previous five years.

If the Board grants reciprocity to a contractor, it can waive the trade portion of the examination (the contractor still must take the business law exam section); however, the Board retains the right to require the exam.

ACCOMPLISHMENTS

The Board reduced barriers to licensure by creating online submission options for workers' compensation certificates, which automatically updates the license record information in real time. This feature has helped significantly reduce processing times. Additionally, military veterans seeking licensure were assisted by referring such individuals to specially trained staff to review transferable military training and experience, and expedited processing for 885 applicants.

Monthly licensing workshops were launched and conducted in English and Spanish at the Board's Sacramento headquarters in November 2017; in the Norwalk office beginning in January 2018; and at day labor centers in Northern and Southern California. Also participated in a Spanish-language licensing workshop hosted by the Consulate General of Mexico in Los Angeles for nearly 300 attendees.

Disaster response efforts included joining with other state and local agencies at nearly two dozen Local Assistance Centers in 19 counties across California to offer recovery assistance and information to affected property owners in the aftermath of unprecedented drought-driven wildfires and flooding from winter rains.

Additionally, the Board collaborated with county and city offices to conduct two-part informational workshops in affected areas for survivors, as well as contractors working in the rebuilding areas. Sweeps and undercover sting operations were also conducted in the fire and flood zones to enforce license requirements and warn-off unlicensed contractors.

In fiscal year 2017–18, CSLB helped recover more than \$50 million in ordered financial restitution for consumers.

There were many public outreach efforts conducted by the Board. The "Find My Licensed Contractor" feature on the CSLB website was launched, which allows users to search for licensed contractors by trade in a specific geographic location using either a zip code or city. This enhancement satisfied the requirements of Assembly Bill 2486 (McCarty, Gallagher Statutes of 2018), which mandated implementation by January 2019. Between its launch in January 2018 and June 2018, the feature was accessed more than 360,000 times.

The Board produced or co-produced nine webcasts; distributed 29 press releases; responded to 113 media inquiries; expanded CSLB's social media presence to include Facebook, Twitter, Instagram, YouTube, Periscope, LinkedIn, and Flickr; and increased the combined database for all Listserv email alerts to almost 175,000.

A total of 90 Senior Scam Stoppers events were conducted throughout California. These seminars are coordinated with state and local elected officials and agencies, as well as law enforcement and community-based organizations. Also conducted 67 Consumer Scam Stoppers events and other outreach geared toward the general public.

In response to consumer complaints in the growing solar industry, the Board partnered with the Department of Business Oversight, the Public Utilities Commission, and local district attorneys to ensure home improvement salespeople and contractors are properly registered, licensed, and trained prior to entering contracts for installation of solar panel systems. This included joint investigations into businesses engaged in predatory lending and/or fraudulent contracting. Also, as mandated by AB 1070 (Gonzalez, Fletcher, Chapter 662, Statutes of 2017), developed a disclosure form for all residential solar contracts.

The Board's Enforcement team completed 20,674 investigations, settled 3,793 cases, and took 4,468 legal actions. This includes the Statewide Investigative Fraud Team (SWIFT) which responded to 1,273 leads, 23 percent of which led to legal actions. SWIFT also conducted 67 sting operations and 395 sweep days, leading to the issuance of 585 notices to appear in criminal court. In total, 860 cases resulted in administrative action, and 1,002 cases were referred to district attorney offices for criminal prosecution. SWIFT also issued 727 stop orders and 895 advisory notices.

The Board coordinated with DCA's SOLID training office to deliver Quality Customer Service Strategies training to CSLB staff. Six sessions were conducted at headquarters in Sacramento and two in the Norwalk field office. Approximately 245 staff attended these training sessions. The course provided tools to help staff better understand external and internal customer service, how to understand and work with "generations" in the workplace, the four-step approach to customer service, and how to handle difficult situations. CSLB also continued to offer its five-day Enforcement Academy, in conjunction with the Attorney General's Office, to ensure that investigations are effective and thorough.

NEW LEGISLATION

(Extends through 2018)

AB 2371 (Carrillo, Chapter 867, Statutes of 2018) requires the Board to confer with the Department of Water Resources and the California Landscape Contractors Association prior to any revisions to its C-27 Landscape contractor licensing examination. This bill permits a home inspection to include inspection of the irrigation system by a home inspector or certified landscape irrigation auditor and sets reporting requirements for those inspections. This bill also requires the Department of Water Resources to convene a workgroup comprised of subject matter experts to examine ways to improve consumer information regarding water use associated with landscape plants. Finally, this bill requires the Department of Water Resources to consider and propose revisions to its publication titled, "Water Use Classification of Landscape Species."

AB 2705 (Holden, Chapter 323, Statutes of 2018) subjects unlicensed persons acting in the capacity of a contractor to criminal penalties that currently apply to licensed contractors when they fail to meet workers' compensation insurance requirements. Additionally, the bill clarifies that prosecution of an unlicensed contractor

who fails to meet workers' compensation insurance requirements must commence within two years after commission of the crime.

AB 3126 (Brough, Chapter 925, Statutes of 2018) repeals the Board registrar's authority to accept specified surety bond alternatives on January 1, 2019. This bill allows the Board to accept a cashier's check payable to the registrar to be deposited into an interest bearing or share account in lieu of a surety bond and requires applicants to submit a \$100 fee to the Board to process it. The bill creates the Contractors' Deposit Fund in which the \$100 fee would be deposited. This bill also requires all contractors to comply with the bond or cashier's check requirements effective January 1, 2020.

SB 721 (Hill, Chapter 445, Statutes of 2018) establishes inspection requirements for exterior elevated elements, such as balconies and elevated walkways, including the load-bearing components, in all buildings containing three or more residential housing units. This bill creates new requirements for owners, local jurisdictions, and inspectors regarding the inspections, including specifying that inspections are to be performed by a licensed architect, licensed structural or civil engineer, a contractor holding an "A," "B," or "C-5," license, a certified construction inspector, or a building official as defined.

SB 981 (Dodd, Chapter 932, Statutes of 2018) requires sellers of water treatment devices to be responsible for costs associated with removing a device and related materials if the buyer of the device exercises his or her right to rescission as specified in the Civil Code.

SB 1042 (Monning, Chapter 110, Statutes of 2018) authorizes the Board to conduct informal citation conferences to resolve less egregious administrative citations issued to licensed and unlicensed contractors. This bill outlines Board enforcement staff responsibilities and specifies that if the Board conducts an informal citation conference, a licensee's request for an administrative hearing is withdrawn. Further, this bill specifies that these informal conferences are not subject to the Administrative Procedure Act.

SB 1465 (Hill, Chapter 514, Statutes of 2018) requires contractors licensed by the Board, and their respective insurers, to submit reports to the Board identifying specified construction defect actions for multifamily rental dwellings that result in a final judgment, executed settlement agreement, or final arbitration award. This bill tasks the registrar of the Board with reviewing such reports to determine if they require further investigation, or if the reports should be returned to the licensee with no further action.

CONTRACTORS STATE LICENSE BOARD

LICENSE REQUIREMENTS

License Requirements	Y/N?
DEGREE/PROFESSIONAL SCHOOLING	N
QUALIFYING EXPERIENCE (MAY INCLUDE EDUCATION)	Y
EXAMINATION	Y
CONTINUING EDUCATION/COMPETENCY	N
FINGERPRINT REQUIREMENT	Y

FEES*

License Type/Fee Type	Actual Fee	Statutory Limit
APPLICATION FEE (INCLUDES EXAM FEE)	\$330	\$375
INITIAL LICENSURE FEE	\$200	\$225
TOTAL INITIAL LICENSE FEE	\$530	\$600
ADDITIONAL CLASSIFICATION FEE (ORIGINAL LICENSE)	\$75	\$85
ADDITIONAL CLASSIFICATION FEE (EXISTING LICENSE)	\$150	\$175
BIENNIAL RENEWAL FEE	\$400	\$450

*Additional Fees may be required. Refer to the Board Laws and Regulation for details.

Summary of Licensing Activity

Initial Licenses/Certificates/Permits			
TYPE	APPS RECEIVED	ISSUED	RENEWED
ORIGINAL CONTRACTORS LICENSE	22,857	15,320	117,377
HOME IMPROVEMENT SALESMAN REGISTRATION	9,371	5,203	3,962
TOTAL	32,228	20,523	121,339

Licensing Population by Type			
TYPE	CERTIFICATES/ PERMITS	LICENSES/ REGISTRATIONS	APPROVALS
ORIGINAL CONTRACTORS LICENSE	3,764	285,190	N/A
HOME IMPROVEMENT SALESMAN REGISTRATION	N/A	17,562	N/A
TOTAL	3,764	302,752	N/A

Renewal and Continuing Education (CE)		
TYPE	FREQUENCY OF RENEWAL	NUMBER CE HOURS REQUIRED EACH CYCLE
ORIGINAL CONTRACTORS LICENSE	EVERY 2 YEARS	N/A
HOME IMPROVEMENT SALESMAN REGISTRATION	EVERY 2 YEARS	N/A

Exams Results			
EXAM TITLE	PASS	FAIL	TOTAL
LAW AND BUSINESS	10,206	8,921	19,127
GENERAL ENGINEERING (A)	410	207	617
GENERAL CONTRACTOR (B)	3,504	4,854	8,358
ASBESTOS CERTIFICATION	13	25	38
HAZARDOUS CERTIFICATION	64	49	113
INSULATION AND ACOUSTICAL (C-2)	36	105	141
BOILER, HOT-WATER HEATING AND STEAM FITTING (C-4)	17	14	31
FRAMING AND ROUGH CARPENTRY (C-5)	66	53	119
CABINET, MILLWORK AND FINISH CARPENTRY (C-6)	183	249	432
LOW VOLTAGE SYSTEMS (C-7)	235	293	528
CONCRETE (C-8)	290	377	667
DRYWALL (C-9)	116	256	372
ELECTRICAL (C-10)	985	890	1,875
ELEVATORS (C-11)	12	15	27
EARTHWORK AND PAVING (C-12)	94	121	215
FENCING (C-13)	59	95	154
FLOORING (C-15)	280	350	630
FIRE PROTECTION (C-16)	69	120	189
GLAZING (C-17)	144	150	294
WARM-AIR HEATING, VENTILATING AND AIR CONDITIONING (C-20)	517	614	1,131
BUILDING MOVING/ DEMOLITION (C-21)	73	86	159
ASBESTOS ABATEMENT (C-22)	15	25	40
ORNAMENTAL METAL (C-23)	50	88	138
LANDSCAPING (C-27)	547	856	1,403
LOCK AND SECURITY EQUIPMENT (C-28)	20	44	64
MASONRY (C-29)	69	130	199
CONSTRUCTION ZONE TRAFFIC CONTROL (C-31)	16	14	30
PARKING AND HIGHWAY IMPROVEMENT (C-32)	19	29	48
PAINTING AND DECORATING (C-33)	754	1,027	1,781

Exams Results Continued

EXAM TITLE	PASS	FAIL	TOTAL
PIPELINE (C-34)	29	12	41
LATHING AND PLASTERING (C-35)	69	123	192
PLUMBING (C-36)	616	533	1,149
REFRIGERATION (C-38)	60	38	98
ROOFING (C-39)	289	375	664
SANITATION SYSTEM (C-42)	32	60	92
SHEETING METAL (C-43)	43	53	96
SIGN (C-45)	41	36	77
SOLAR (C-46)	62	131	193
MANUFACTURED HOUSING (C-47)	11	21	32
REINFORCING STEEL (C-50)	10	17	27
STRUCTURAL STEEL (C-51)	70	73	143
SWIMMING POOL (C-53)	110	132	242
TILE (C-54)	272	344	616
WATER CONDITIONING (C-55)	8	4	12
WELL DRILLING (C-57)	32	11	43
WELDING (C-60)	56	98	154
TOTAL	20,673	22,118	42,791

Inspections

N/A

Investigations

20,674	OPENED
21,584	CLOSED
4,638	PENDING

Number of Days to Complete Intake and Investigations

15,593	UP TO 90 DAYS
2,455	91 TO 180 DAYS
3,368	181 DAYS TO 1 YEAR
161	1 TO 2 YEARS
2	2 TO 3 YEARS
5	OVER 3 YEARS
84	AVERAGE NUMBER OF DAYS TO COMPLETE INTAKE AND INVESTIGATIONS

Citations and Fines

2,271	ISSUED
2,271	ISSUED WITH A FINE
57	WITHDRAWN
5	DISMISSED
157	AVERAGE NUMBER OF DAYS TO ISSUE A CITATION AND FINE

Total Amount of Fines

\$5,440,922	ASSESSED
\$564,675	REDUCED
\$2,061,985	COLLECTED

Criminal/Civil Actions

1,686	REFERRALS FOR CRIMINAL/CIVIL ACTION
N/A	CRIMINAL ACTIONS FILED
N/A	CIVIL ACTIONS FILED

Summary of Enforcement Activity

Consumer Complaints—Intake

19,687	RECEIVED
419	CLOSED WITHOUT REFERRAL FOR INVESTIGATION
19,268	REFERRED FOR INVESTIGATION
1,656	PENDING

Conviction/Arrest Notification Complaints

987	RECEIVED
970	CLOSED/REFERRED FOR INVESTIGATION
158	PENDING

CONTRACTORS STATE LICENSE BOARD

Office of the Attorney General/Disciplinary Actions

524	CASES OPENED/INITIATED
411	CASES CLOSED
590	CASES PENDING

Number of Days to Complete AG Cases

235	1 YEAR
134	1 TO 2 YEARS
35	2 TO 3 YEARS
7	OVER 3 YEARS
764	AVERAGE NUMBER OF DAYS TO IMPOSE DISCIPLINE

Formal Actions Filed/Withdrawn/Dismissed

63	STATEMENTS OF ISSUES FILED
342	ACCUSATIONS FILED
0	RESTRAINING/RESTRICTION/SUSPENSION ORDERS GRANTED
5	STATEMENTS OF ISSUES WITHDRAWN/DISMISSED
19	ACCUSATIONS WITHDRAWN/DISMISSED

Administrative Outcomes/Final Orders

33	LICENSE APPLICATIONS DENIED
305	REVOCATION
0	SURRENDER OF LICENSE
0	PROBATION WITH SUSPENSION
10	SUSPENSION ONLY
110	PROBATION ONLY
1	PUBLIC REPRIMAND
110	OTHER DECISIONS

Petition for Modification or Termination of Probation

0	GRANTED
0	DENIED
0	TOTAL

Petition for Reinstatement of Revoked License/
Registration/Certification

N/A	GRANTED
N/A	DENIED
N/A	TOTAL

Cost Recovery to DCA

\$1,623,148	ORDERED
\$507,225	COLLECTED

Restitution to Consumers/Refunds/Savings

\$5,968,320	RESTITUTION ORDERED
\$42,567,453	AMOUNT REFUNDED
\$2,080,038	REWORK AT NO CHARGE
N/A	ADJUSTMENTS/RETURNS/EXCHANGES
\$50,615,811	TOTAL SAVINGS ACHIEVED FOR CONSUMERS

Receipt of Complaint to Assignment to Investigator

1	AVERAGE NUMBER OF DAYS
----------	------------------------

Investigations: Opening to Closing of Case

84	AVERAGE NUMBER OF DAYS
-----------	------------------------

Investigations: Closure of Investigation to Imposing
Formal Discipline

764	AVERAGE NUMBER OF DAYS
------------	------------------------



COURT REPORTERS BOARD OF CALIFORNIA

Licenses and regulates certified shorthand reporters, also known as court reporters, and oversees California's schools of court reporting. Also manages the Transcript Reimbursement Fund, which reimburses costs of transcripts for low-income litigants.

STAFF:

3.5 civil servant positions
1 exempt

LICENSES, REGISTRATIONS, PERMITS, AND CERTIFICATES:

**6,522* Certified Shorthand
Reporters (CSR)**

*Active

BOARD MEMBERSHIP:

3 public representatives
2 licensees

BOARD STAFF:

Executive Officer:
Yvonne Fenner
yvonne.fenner@dca.ca.gov

STRATEGIC PLAN ADOPTED:

2015

www.courtreportersboard.ca.gov

LAWS AND REGULATIONS:

Business and Professions Code §§ 8000 – 8047;
Title 16, Division 24, California Code of Regulations §§ 2400 – 2481.

SUNSET REVIEW:

Last Review: 2016 Next Review: 2019

BOARD MEMBERS:

Name	Appointment Expires	Appointment Type	Appointment Authority
DAVINA HURT (CHAIR)	JUNE 1, 2019	PUBLIC	SPEAKER OF THE ASSEMBLY
ELIZABETH LASENSKY	JUNE 1, 2019	PUBLIC	SENATE RULES COMMITTEE
CARRIE J. NOCELLA	JUNE 1, 2020	PUBLIC	GOVERNOR
TONI O'NEILL (VICE CHAIR)	JUNE 1, 2021	PROFESSIONAL	GOVERNOR
VACANT	N/A	PROFESSIONAL	GOVERNOR

RECIPROCITY

None.

ACCOMPLISHMENTS

The Board conducted an occupational analysis with the assistance of the Office of Professional Examination Services (OPES), the purpose of which was to outline the relevant job tasks and knowledge a new licensee must be able to perform competently. The information gathered via the occupational analysis process allows the Board to ensure license examinations are testing skills and knowledge that are needed to be competent entering the profession. In addition, the Board worked with OPES to conduct a speed survey of working reporters to learn how fast entry-level court reporters should be to be minimally competent. The results of the survey supported continuing to test at the current requirement of 200 words per minute for the skills portion of the license exam.

The Online Testing Policy and Procedures Task Force completed its work and submitted the results to the Board for review and approval. The Board made amendments and adopted the policy and procedures for online testing, allowing the staff to move forward with online implementation. Online testing will eliminate travel costs for candidates and offer cost-saving and time-saving factors for the Board.

NEW LEGISLATION

(Extends through 2018)

AB 2084 (Kalra, Chapter 648, Statutes of 2018) prohibits unlicensed individuals or entities providing court reporting services from requesting compensation for a transcript that is not in compliance with the minimum transcript format standards, requesting compensation for a certified court transcript using fees not set in statute, providing a transcript in advance to one party over another, or failing to notify a party of a request to prepare a transcript.

LICENSE REQUIREMENTS

License Requirements	Y/N?
DEGREE/PROFESSIONAL SCHOOLING	*
QUALIFYING EXPERIENCE (MAY INCLUDE EDUCATION)	**
EXAMINATION	Y
CONTINUING EDUCATION/COMPETENCY	N
FINGERPRINT REQUIREMENT	Y

*May qualify based on completion of recognized court reporting program.

**Education or Experience

FEES*

License Type/Fee Type	Actual Fee	Statutory Limit
COURT REPORTER/RENEWAL FEE	\$125	\$250
COURT REPORTER/LICENSE ISSUANCE	\$125	\$250
COURT REPORTER/APPLICATION FEE	\$40	\$40
COURT REPORTER/EXAM FEE	\$25	\$75

*Additional Fees may be required. Refer to the Board Laws and Regulation for details.

Summary of Licensing Activity

Initial Licenses/Certificates/Permits			
TYPE	APPS RECEIVED	ISSUED	RENEWED
CERTIFIED SHORTHAND REPORTER	87	86	6,436
TOTAL	87	86	6,436

Licensing Population by Type			
TYPE	CERTIFICATES/ PERMITS	LICENSES/ REGISTRATIONS	APPROVALS
CERTIFIED SHORTHAND REPORTER	N/A	6,522	N/A
TOTAL		6,522	

Renewal and Continuing Education (CE)		
TYPE	FREQUENCY OF RENEWAL	NUMBER CE HOURS REQUIRED EACH CYCLE
CERTIFIED SHORTHAND REPORTER	YEARLY	NONE

Exams Results			
EXAM TITLE	PASS	FAIL	TOTAL
DICTATION	108	323	431
ENGLISH	54	73	127
PROFESSIONAL PRACTICE	65	42	107

Summary of Enforcement Activity

Consumer Complaints—Intake	
84	RECEIVED
0	CLOSED WITHOUT REFERRAL FOR INVESTIGATION
84	REFERRED FOR INVESTIGATION
0	PENDING

Conviction/Arrest Notification Complaints	
4	RECEIVED
3	CLOSED/REFERRED FOR INVESTIGATION
1	PENDING

COURT REPORTERS BOARD OF CALIFORNIA

Inspections

N/A

Investigations

88	OPENED
100	CLOSED
38	PENDING

Number of Days to Complete Intake and Investigations

64	UP TO 90 DAYS
14	91 TO 180 DAYS
4	181 DAYS TO 1 YEAR
18	1 TO 2 YEARS
0	2 TO 3 YEARS
0	OVER 3 YEARS
138	AVERAGE NUMBER OF DAYS TO COMPLETE INTAKE AND INVESTIGATIONS

Citations and Fines

23	ISSUED
23	ISSUED WITH A FINE
0	WITHDRAWN
0	DISMISSED
98	AVERAGE NUMBER OF DAYS TO ISSUE A CITATION AND FINE

Total Amount of Fines

\$30,500	ASSESSED
\$650	REDUCED
\$11,050	COLLECTED

Criminal/Civil Actions

0	REFERRALS FOR CRIMINAL/CIVIL ACTION
0	CRIMINAL ACTIONS FILED
0	CIVIL ACTIONS FILED

Office of the Attorney General/Disciplinary Actions

8	CASES OPENED/INITIATED
2	CASES CLOSED
8	CASES PENDING

Number of Days to Complete AG Cases

1	1 YEAR
0	1 TO 2 YEARS
1	2 TO 3 YEARS
0	OVER 3 YEARS
652	AVERAGE NUMBER OF DAYS TO IMPOSE DISCIPLINE

Formal Actions Filed/Withdrawn/Dismissed

0	STATEMENTS OF ISSUES FILED
2	ACCUSATIONS FILED
0	RESTRAINING/RESTRICTION/SUSPENSION ORDERS GRANTED
0	STATEMENTS OF ISSUES WITHDRAWN/DISMISSED
0	ACCUSATIONS WITHDRAWN/DISMISSED

Administrative Outcomes/Final Orders

1	LICENSE APPLICATIONS DENIED
1	REVOCATION
0	SURRENDER OF LICENSE
0	PROBATION WITH SUSPENSION
0	SUSPENSION ONLY
0	PROBATION ONLY
0	PUBLIC REPRIMAND
0	OTHER DECISIONS

Petition for Modification or Termination of Probation

0	GRANTED
0	DENIED
0	TOTAL

Petition for Reinstatement of Revoked License/Registration/Certification

0	GRANTED
0	DENIED
0	TOTAL

Cost Recovery to DCA

\$0	ORDERED
\$3,153.09	COLLECTED

Restitution to Consumers/Refunds/Savings

\$0	RESTITUTION ORDERED
\$155.74	AMOUNT REFUNDED
\$0	REWORK AT NO CHARGE
\$0	ADJUSTMENTS/RETURNS/EXCHANGES
\$155.74	TOTAL SAVINGS ACHIEVED FOR CONSUMERS

Receipt of Complaint to Assignment to Investigator

1	AVERAGE NUMBER OF DAYS
----------	------------------------

Investigations: Opening to Closing of Case

149	AVERAGE NUMBER OF DAYS
------------	------------------------

Investigations: Closure of Investigation to Imposing Formal Discipline

506	AVERAGE NUMBER OF DAYS
------------	------------------------



Licenses and regulates dentists, registered dental assistants, registered dental assistants in extended functions, and holders of orthodontic assistant and dental sedation assistant permits.

STAFF:

73.3 civil servant positions
1 exempt

LICENSES, REGISTRATIONS, PERMITS, AND CERTIFICATES:

184,540

BOARD MEMBERSHIP:

5 public representatives
10 licensees

BOARD STAFF:

Executive Officer:
Karen Fischer
karen.fischer@dca.ca.gov

Assistant Executive Officer:
Sarah Wallace
sarah.wallace@dca.ca.gov

Legislative Contacts:
David McClain
david.mcclain@dca.ca.gov

Michael Chen
michael.chen@dca.ca.gov

STRATEGIC PLAN ADOPTED:

2016

www.dbc.ca.gov

LAWS AND REGULATIONS:

Business and Professions Code §§ 1600 – 1808, §§ 1970 – 1976;
Title 16, Division 10, California Code of Regulations §§ 1000 – 1087

SUNSET REVIEW:

Last Review: 2015 **Next Review: 2019**

BOARD MEMBERS:

Name	Appointment Expires	Appointment Type	Appointment Authority
FRAN BURTON, MSW (PRESIDENT)	JANUARY 1, 2021	PUBLIC	SENATE RULES COMMITTEE
STEVEN CHAN, DDS (SECRETARY)	JANUARY 1, 2020	PROFESSIONAL	GOVERNOR
YVETTE CHAPPELL-INGRAM	JANUARY 1, 2020	PUBLIC	GOVERNOR
ROSS LAI, DDS	JANUARY 1, 2021	PROFESSIONAL	GOVERNOR
LILIA LARIN, DDS	JANUARY 1, 2021	PROFESSIONAL	GOVERNOR
HUONG LE, DDS, MA	JANUARY 1, 2019	PROFESSIONAL	GOVERNOR
MEREDITH MCKENZIE, ESQ	JANUARY 1, 2020	PUBLIC	GOVERNOR
ABIGAIL MEDINA	JANUARY 1, 2021	PUBLIC	SPEAKER OF THE ASSEMBLY
STEVEN MORROW, DDS, MS (VICE PRESIDENT)	JANUARY 1, 2022	PROFESSIONAL	GOVERNOR
ROSALINDA OLAGUE, RDA	JANUARY 1, 2021	PROFESSIONAL	GOVERNOR
JOANNE PACHECO, RDH, MA	JANUARY 1, 2021	PROFESSIONAL	GOVERNOR
THOMAS STEWART, DDS	JANUARY 1, 2021	PROFESSIONAL	GOVERNOR
BRUCE L. WHITCHER, DDS	JANUARY 1, 2019	PROFESSIONAL	GOVERNOR
JAMES YU, DDS, MS	JANUARY 1, 2021	PROFESSIONAL	GOVERNOR
VACANT	N/A	PUBLIC	GOVERNOR

*Board membership consists of: 5 public representatives, 8 Doctor of Dental Surgery (DDS), 1 Registered Dental Assistant (RDA), and 1 Registered Dental Hygienist (RDH).

RECIPROCITY

The Dental Board of California accepts out-of-state dental licenses in good standing. The requirements to obtain a dental license by credential include, but are not limited to:

Dentists:

- A completed application and payment of all fees.
- A current license issued by another state to practice dentistry that is not revoked, suspended or otherwise restricted.
- Proof that the applicant has either been in active clinical practice or has been a full-time faculty member in an accredited dental education program and in active clinical practice for a total of at least 5,000 hours in five of the seven consecutive years immediately preceding the date of his or her application.
- Residency – Maximum of two years of clinical practice credit allowed for a residency training program accredited by the American Dental Association, Commission on Dental Accreditation. With two years of clinical practice, or a completed residency, the remainder of the five-year requirement may be fulfilled with a contract to teach or to practice in settings specified in Business and Professions Code section 1635.5(a)(3)(B), section 1635.5(a)(3)(C).
- The applicant may not have failed the California licensure exam or the Western Regional Examining Board (WREB) clinical exam within the last five years. A letter from WREB stating that the applicant has not failed the WREB exam must be submitted as proof.
- Fifty units of continuing education in the last two years, including current mandatory courses.

Registered Dental Assistants

- Reciprocity is not offered to practice as a Registered Dental Assistant (RDA) in California.

ACCOMPLISHMENTS

The Board worked in conjunction with DCA's Office of Professional Examination Services to conduct an occupational analysis of the dental profession. This information will be utilized to ensure licensure candidates possess the knowledge, skills, and abilities to fulfil duties safely.

The Board also implemented the combined Registered Dental Assistant General Written and Law and Ethics Examination. The examination was launched on May 24, 2018, and consists of 150 questions.

The Nicolae Testemitanu State University of Medicine and Pharmacy of the Republic of Moldova was fully approved until December 2023. Additionally, Board approval of the University of De La Salle School of Dentistry was approved for an additional seven years ending in May 2026.

The Board conducted outreach to licensees for implementation of the Controlled Substance Utilization Review and Evaluation System (CURES). CURES was certified for statewide use by the Department of Justice (DOJ) on April 2, 2018. The mandate to consult CURES prior to prescribing, ordering, administering, or furnishing a Schedule II–IV controlled substance became effective on October 2, 2018.

A Southern California Unlicensed Dentistry Task Force was created in June 2018 to address the growing number of unlicensed activity cases in Southern California. Task force teams concentrated in Los Angeles County for one week. The Task Force operation resulted in eight misdemeanor citations, 15 field admonishments, and one request for an arrest warrant.

The Board attended DCA's Licensing and Enforcement work group meetings beginning April 2018. These meetings identify best practices and high-priority areas for improvement and potential standardization across boards and bureaus. The meetings also utilize knowledge from enforcement and licensing staff to develop process improvement plans, and partner with the OIS Data Governance team to utilize data analytics for goal setting and metric development.

NEW LEGISLATION

(Extends through 2018)

SB 501 (Glazer, Chapter 929, Statutes of 2018)

implements, beginning January 1, 2022, portions of the Board's pediatric anesthesia recommendations that were provided to the Legislature as part of the Board's December 2016 pediatric anesthesia study. This bill changes the way the Board regulates pediatric anesthesia by enhancing requirements related to the administration of general anesthesia, deep sedation, moderate sedation, and minimal sedation for patients 13 years of age and younger. This bill also requires the Board to study adverse events related to general anesthesia, deep sedation, moderate sedation, and minimal sedation in dentistry and retain the data for not less than 15 years. The bill also requires, upon appropriation from the Legislature, the Office of Oral Health to report on the effects on access to care for pediatric dental patients by January 1, 2022.

LICENSE REQUIREMENTS

License Requirements	Y/N?
DEGREE/PROFESSIONAL SCHOOLING	Y*
QUALIFYING EXPERIENCE (MAY INCLUDE EDUCATION)	Y
EXAMINATION	Y
CONTINUING EDUCATION/COMPETENCY	Y
FINGERPRINT REQUIREMENT	Y

*Does not apply for License Type: Registered Dental Assistant.

FEES*

License Type/Fee Type	Actual Fee	Statutory Limit
DENTIST LICENSURE BY WREB¹ EXAMINATION		
APPLICATION FEE	\$400	\$1,000
INITIAL LICENSURE FEE ²	\$650	\$800
DENTAL LAW AND ETHICS APPLICATION	\$125	\$250
DENTAL LAW AND ETHICS EXAM FEE	\$22.50	ACTUAL COST OF EXAM SET BY PSI ³
WREB EXAMINATION	\$2,185-\$2,420	SET BY WREB
TOTAL INITIAL LICENSE FEE	\$3,382.50-\$3,617.50	N/A
BIENNIAL RENEWAL FEE	\$650	\$800
DENTIST LICENSURE BY PORTFOLIO		
APPLICATION FEE	\$400	\$1,500
INITIAL LICENSURE FEE	\$650	\$800
DENTAL LAW AND ETHICS EXAM	\$125	\$250
TOTAL INITIAL LICENSE FEE	\$1,175	N/A
BIENNIAL RENEWAL FEE	\$650	\$800
DENTIST LICENSURE BY RESIDENCY		
APPLICATION FEE	\$800	\$1,000
INITIAL LICENSURE FEE	\$650	\$800
DENTAL LAW AND ETHICS EXAM	\$125	\$250
TOTAL INITIAL LICENSE FEE	\$1,575	N/A
BIENNIAL RENEWAL FEE	\$650	\$800
DENTIST LICENSURE BY CREDENTIAL		
APPLICATION FEE	\$525	\$1,000
INITIAL LICENSURE FEE	\$650	\$800
TOTAL INITIAL LICENSE FEE	\$1,175	N/A
BIENNIAL RENEWAL FEE	\$650	\$800
REGISTERED DENTAL ASSISTANT		
APPLICATION FEE	\$120	\$200
PRACTICAL EXAMINATION FEE	\$100	ACTUAL COST OF EXAM
GENERAL AND LAW AND ETHICS EXAM	\$38.50	ACTUAL COST OF EXAM SET BY PSI
TOTAL INITIAL LICENSE FEE	\$258.50	N/A
BIENNIAL RENEWAL FEE	\$100	\$200

License Type/Fee Type Continued	Actual Fee	Statutory Limit
REGISTERED DENTAL ASSISTANT (RDAEF⁴)		
APPLICATION FEE	\$120	\$200
PRACTICAL EXAMINATION FEE	\$500	ACTUAL COST OF EXAM
WRITTEN EXAMINATION FEE	\$22.50	ACTUAL COST OF EXAM SET BY PSI
TOTAL INITIAL LICENSE FEE	\$642.50	
BIENNIAL RENEWAL FEE	\$100	\$200

*Additional Fees may be required. Refer to the Board Laws and Regulation for details.

¹WREB is the Western Regional Examining Board and sets its exam fee based on testing location costs.

²Initial license fee prorated. AB 179(Bonilla, Chapter 510, Statutes of 2015) authorizes the Board to raise specified fees.

³PSI (Psychological Services Inc.) is a testing vendor that offers computer-based tests for DDS and RDA applicants. PSI has their own testing fees that do not include Board fees.

⁴Registered Dental Assistant in Extended Functions.

Summary of Licensing Activity

Initial Licenses/Certificates/Permits			
TYPE	APPS RECEIVED	ISSUED	RENEWED
DENTIST (DDS) LICENSE	1,627	1,192	17,652
ELECTIVE FACIAL COSMETIC SURGERY PERMIT	3	1	12
GENERAL ANESTHESIA (GA) PERMIT	46	34	420
MEDICAL GENERAL ANESTHESIA PERMIT	9	8	29
CONSCIOUS SEDATION PERMIT	61	51	239
ORAL CONSCIOUS SEDATION CERTIFICATE	134	121	1,128
SPECIAL PERMIT	3	3	38
ORAL MAXILLOFACIAL SURGERY PERMIT	6	3	46
ADDITIONAL OFFICE PERMIT	405	345	1,025
MOBILE DENTAL CLINIC PERMIT	14	12	10
REGISTERED PROVIDER PERMIT	122	97	472
FICTITIOUS NAME PERMIT	914	685	2,975
REGISTERED DENTAL ASSISTANT (RDA)	2,327	1,976	16,813
REGISTERED DENTAL ASSISTANT IN EXTENDED FUNCTIONS (RDAEF)	114	97	777
ORTHODONTIC ASSISTANT (OA)	377	260	392
DENTAL SEDATION ASSISTANT (DSA)	7	1	13
TOTAL	6,169	4,886	42,041

Licensing Population by Type

TYPE	CERTIFICATES/ PERMITS	LICENSES/ REGISTRATIONS	APPROVALS
DENTIST (DDS) LICENSE	N/A	57,337	N/A
ELECTIVE FACIAL COSMETIC SURGERY PERMIT	32	N/A	N/A
GENERAL ANESTHESIA (GA) PERMIT	1,824	N/A	N/A
MEDICAL GENERAL ANESTHESIA PERMIT	287	N/A	N/A
CONSCIOUS SEDATION PERMIT	1,045	N/A	N/A
ORAL CONSCIOUS SEDATION CERTIFICATE	3,745	N/A	N/A
SPECIAL PERMIT	222	N/A	N/A
ORAL MAXILLOFACIAL SURGERY PERMIT	112	N/A	N/A
ADDITIONAL OFFICE PERMIT	9,655	N/A	N/A
MOBILE DENTAL CLINIC PERMIT	123	N/A	N/A
REGISTERED PROVIDER PERMIT	3,716	N/A	N/A
FICTITIOUS NAME PERMIT	14,050	N/A	N/A
REGISTERED DENTAL ASSISTANT (RDA)	N/A	89,311	N/A
REGISTERED DENTAL ASSISTANT IN EXTENDED FUNCTIONS (RDAEF)	N/A	2,047	N/A
ORTHODONTIC ASSISTANT (OA)	994	N/A	N/A
DENTAL SEDATION ASSISTANT (DSA)	40	N/A	N/A
CODA APPROVED CALIFORNIA DENTAL (DDS) SCHOOLS	N/A	N/A	6
BOARD APPROVED FOREIGN DENTAL (DDS) SCHOOLS	N/A	N/A	2
REGISTERED DENTAL ASSISTANT (RDA) PROGRAMS	N/A	N/A	101
REGISTERED DENTAL ASSISTANT IN EXTENDED FUNCTIONS (RDAEF) PROGRAMS	N/A	N/A	13
ORTHODONTIC ASSISTANT (OA) COURSES	N/A	N/A	155
DENTAL SEDATION ASSISTANT (DSA) COURSES	N/A	N/A	31
TOTAL	35,845	148,695	308

Renewal and Continuing Education (CE)

TYPE	FREQUENCY OF RENEWAL	NUMBER CE HOURS REQUIRED EACH CYCLE
DENTIST (DDS) LICENSE	EVERY 2 YEARS	50
ELECTIVE FACIAL COSMETIC SURGERY PERMIT	EVERY 2 YEARS	0
GENERAL ANESTHESIA (GA) PERMIT	EVERY 2 YEARS	24
MEDICAL GENERAL ANESTHESIA PERMIT	EVERY 2 YEARS	24
CONSCIOUS SEDATION PERMIT	EVERY 2 YEARS	15
ORAL CONSCIOUS SEDATION CERTIFICATE	EVERY 2 YEARS	7
SPECIAL PERMIT	EVERY YEAR	25
ORAL MAXILLOFACIAL SURGERY PERMIT	EVERY 2 YEARS	50
ADDITIONAL OFFICE PERMIT	EVERY 2 YEARS	0
MOBILE DENTAL CLINIC PERMIT	EVERY 2 YEARS	0
REGISTERED PROVIDER PERMIT	EVERY 2 YEARS	0
FICTITIOUS NAME PERMIT	EVERY 2 YEARS	0
REGISTERED DENTAL ASSISTANT (RDA)	EVERY 2 YEARS	25
REGISTERED DENTAL ASSISTANT IN EXTENDED FUNCTIONS (RDAEF)	EVERY 2 YEARS	25
ORTHODONTIC ASSISTANT (OA)	EVERY 2 YEARS	25
DENTAL SEDATION ASSISTANT (DSA)	EVERY 2 YEARS	25

Exams Results

EXAM TITLE	PASS	FAIL	TOTAL
RDA	3,867	2,902	6,769
RDAEF	115	79	194
DDS	1,009	110	1,119
TOTAL	4,991	3,091	8,082

Summary of Enforcement Activity

Consumer Complaints—Intake

3,552	RECEIVED
9	CLOSED WITHOUT REFERRAL FOR INVESTIGATION
2,894	REFERRED FOR INVESTIGATION
31	PENDING

Conviction/Arrest Notification Complaints

484	RECEIVED
393	CLOSED/REFERRED FOR INVESTIGATION
14	PENDING

*Total number of programs approved by the Board.

DENTAL BOARD OF CALIFORNIA

Inspections

58

Investigations

910	OPENED
932	CLOSED
834	PENDING

Number of Days to Complete Intake and Investigations

1,232	UP TO 90 DAYS
394	91 TO 180 DAYS
1,045	181 DAYS TO 1 YEAR
552	1 TO 2 YEARS
173	2 TO 3 YEARS
178	OVER 3 YEARS
322	AVERAGE NUMBER OF DAYS TO COMPLETE INTAKE AND INVESTIGATIONS

Citations and Fines

64	ISSUED
64	ISSUED WITH A FINE
5	WITHDRAWN
0	DISMISSED
629	AVERAGE NUMBER OF DAYS TO ISSUE A CITATION AND FINE

Total Amount of Fines

\$52,065	ASSESSED
\$4,800	REDUCED
\$34,665	COLLECTED

Criminal/Civil Actions

14	REFERRALS FOR CRIMINAL/CIVIL ACTION
0	CRIMINAL ACTIONS FILED
0	CIVIL ACTIONS FILED

Office of the Attorney General/Disciplinary Actions

197	CASES OPENED/INITIATED
147	CASES CLOSED
262	CASES PENDING

Number of Days to Complete AG Cases

23	1 YEAR
16	1 TO 2 YEARS
31	2 TO 3 YEARS
2	OVER 3 YEARS
629	AVERAGE NUMBER OF DAYS TO IMPOSE DISCIPLINE

Formal Actions Filed/Withdrawn/Dismissed

12	STATEMENTS OF ISSUES FILED
75	ACCUSATIONS FILED
0	RESTRAINING/RESTRICTION/SUSPENSION ORDERS GRANTED
4	STATEMENTS OF ISSUES WITHDRAWN/DISMISSED
14	ACCUSATIONS WITHDRAWN/DISMISSED

Administrative Outcomes/Final Orders

12	LICENSE APPLICATIONS DENIED
16	REVOCATION
12	SURRENDER OF LICENSE
3	PROBATION WITH SUSPENSION
0	SUSPENSION ONLY
71	PROBATION ONLY
21	PUBLIC REPRIMAND
2	OTHER DECISIONS

Petition for Modification or Termination of Probation

6	GRANTED
3	DENIED
9	TOTAL

Petition for Reinstatement of Revoked License/Registration/Certification

2	GRANTED
0	DENIED
2	TOTAL

Cost Recovery to DCA

\$653,283	ORDERED
\$280,875	COLLECTED

Restitution to Consumers/Refunds/Savings

\$0	RESTITUTION ORDERED
\$0	AMOUNT REFUNDED
N/A	REWORK AT NO CHARGE
N/A	ADJUSTMENTS/RETURNS/EXCHANGES
N/A	TOTAL SAVINGS ACHIEVED FOR CONSUMERS

Receipt of Complaint to Assignment to Investigator

263	AVERAGE NUMBER OF DAYS
-----	------------------------

Investigations: Opening to Closing of Case

246	AVERAGE NUMBER OF DAYS
-----	------------------------

Investigations: Closure of Investigation to Imposing Formal Discipline

584	AVERAGE NUMBER OF DAYS
-----	------------------------



DHCC

Dental Hygiene Committee of California

Licenses and regulates registered dental hygienists, registered dental hygienists in extended functions, and registered dental hygienists in alternative practice.

STAFF:

9.2 civil servant positions
1 exempt

LICENSES, REGISTRATIONS,
PERMITS, AND CERTIFICATES:

32,189

BOARD MEMBERSHIP:

4 public representatives
5 licensees

BOARD STAFF:

Executive Officer:

Anthony Lum
anthony.lum@dca.ca.gov

Assistant Executive Officer:
Vacant

STRATEGIC PLAN ADOPTED:

2016

www.dhcc.ca.gov

LAWS AND REGULATIONS:

Business and Professions code §§ 1900 – 1967.4;

**Title 16, Division 10, California Code of Regulations §§ 1000 – 1023.8,
§§ 1067 – 1090.1, §§ 1100 – 1127, §§ 1131 – 1132, §§ 1138 – 1144, §§ 1149 – 1153**

SUNSET REVIEW:

Last Review: 2018

Next Review: 2022

BOARD MEMBERS:

Name	Appointment Expires	Appointment Type	Appointment Authority
SUSAN GOOD (PRESIDENT)	JANUARY 1, 2022	PUBLIC	GOVERNOR
MICHELLE HURLBUTT, RDH	JANUARY 1, 2020	PROFESSIONAL	GOVERNOR
JOYCE NOEL KELSCH, RDHAP	JANUARY 1, 2020	PROFESSIONAL	GOVERNOR
SANDRA KLEIN	JANUARY 1, 2020	PUBLIC	GOVERNOR
TIMOTHY S. MARTINEZ, DMD	JANUARY 1, 2022	PROFESSIONAL	GOVERNOR
NICOLETTE MOULTRIE, RDH (VICE PRESIDENT)	JANUARY 1, 2022	PROFESSIONAL	GOVERNOR
EDCELYN PUJOL (SECRETARY)	JANUARY 1, 2020	PUBLIC	GOVERNOR
GARRY SHAY	JANUARY 1, 2022	PUBLIC	GOVERNOR
EVANGELINE WARD, RDH	JANUARY 1, 2022	PROFESSIONAL	GOVERNOR

RECIPROCITY

Pursuant to Business and Professions Code section 1917.1, registered dental hygienists who are licensed in good standing in a state other than California for five years or more may achieve “licensure by credential,” rather than through examination.

ACCOMPLISHMENTS

The Dental Hygiene Committee of California (DHCC) completed its 2018 *Sunset Review*. The review requires DHCC to report back to the Legislature the program’s accomplishments and progress in the preceding four years, along with new goals moving forward. The *Sunset Review Report* was approved by DHCC at its November 2017 meeting, and submitted to the Legislature for review by the December 1, 2017 deadline. The Joint Legislative Sunset Review Committee’s hearing was in February 2018, when DHCC addressed any questions or issues the members presented. The Committee determined that DHCC is operating as mandated and will continue its operations until January 1, 2023. One outcome of DHCC’s 2018 Sunset Review is to change the committee to a board effective January 1, 2019.

DHCC appointed new Executive Officer Anthony Lum on December 29, 2017, to oversee program operations. He had previously been working as the interim executive officer for the past year. He has over 18 years of DCA experience in administration, enforcement, licensing, fiscal, and legislation and has worked for four different boards and the DCA Budget Office. Additionally, DHCC hired a new probation monitor to help with the Enforcement program in tracking and monitoring licensees who have been placed on probation.

DHCC continued its review and oversight of the dental hygiene educational programs to ensure their students are prepared for the profession according to the law. This increased oversight is beneficial for the students preparing for licensure as well as consumers by knowing that schools are graduating skilled, educated, and knowledgeable people about to enter the profession.

NEW LEGISLATION

(Extends through 2018)

SB 1482 (Hill, Chapter 858, Statutes of 2018) extends the sunset date for the committee from January 1, 2019 to January 1, 2023. Other notable provisions include: (1) removes the committee from the California Dental Board’s jurisdiction and renames it as the Dental Hygiene Board; (2) reconstitutes the committee with two public member legislative appointees replacing two current Governor appointees; (3) requires out-of-state licensees or license applicants to furnish hardcopy fingerprint cards if they cannot provide electronic fingerprint records; (4) statutorily requires all licensees to complete continuing education and requires the committee to audit five percent of the licensee population; (5) adds a requirement that dental hygienist applicants must have passed specified exams within the previous two years to qualify for licensure; (6) specifies new approval requirements and inspection and enforcement authority for the committee related to educational programs; and (7) establishes and limits fees for the committee to conduct site visits to educational programs and for retired licenses.

LICENSE REQUIREMENTS

License Requirements	Y/N?
DEGREE/PROFESSIONAL SCHOOLING	Y
QUALIFYING EXPERIENCE (MAY INCLUDE EDUCATION)	Y
EXAMINATION	Y
CONTINUING EDUCATION/COMPETENCY	Y
FINGERPRINT REQUIREMENT	Y

FEES*

License Type/Fee Type	Actual Fee	Statutory Limit
REGISTERED DENTAL HYGIENIST (RDH)		
APPLICATION FEE (WREB, CRDTS, OR LBC)	\$100	\$250
LICENSE ISSUANCE FEE	\$100	\$250
BIENNIAL LICENSE RENEWAL FEE	\$160	\$500
LICENSE RENEWAL DELINQUENCY FEE	\$80	1/2 LICENSE RENEWAL FEE
REGISTERED DENTAL HYGIENIST IN ALTERNATIVE PRACTICE (RDHAP)		
APPLICATION FEE	\$100	\$250
LICENSE ISSUANCE FEE	\$250	\$250
BIENNIAL LICENSE RENEWAL FEE	\$160	\$500
LICENSE RENEWAL DELINQUENCY FEE	\$80	1/2 LICENSE RENEWAL FEE

License Type/Fee Type Continued	Actual Fee	Statutory Limit
REGISTERED DENTAL HYGIENIST IN EXTENDED FUNCTIONS (RDHEF)		
BIENNIAL LICENSE RENEWAL FEE	\$160	\$500
LICENSE RENEWAL DELINQUENCY FEE	\$80	1/2 LICENSE RENEWAL FEE
MISCELLANEOUS FEES		
DUPLICATE LICENSE FEE	\$25	1/2 LICENSE RENEWAL FEE
CERTIFICATION OF LICENSURE FEE	\$25	1/2 LICENSE RENEWAL FEE

*Additional Fees may be required. Refer to the Board Laws and Regulation for details.

Summary of Licensing Activity

Initial Licenses/Certificates/Permits			
TYPE	APPS RECEIVED	ISSUED	RENEWED
RDH	665	459	8,487
RDHAP	20	13	260
RDHEF	0	0	0
FICTITIOUS NAME PERMITS (FNP)	12	12	50
TOTAL	697	484	8,797

Licensing Population by Type			
TYPE	CERTIFICATES/ PERMITS	LICENSES/ REGISTRATIONS	APPROVALS
RDH	0	31,227	0
RDHAP	0	703	0
RDHEF	0	32	0
FNP	227	0	0
TOTAL	227	31,962	0

Renewal and Continuing Education (CE)		
TYPE	FREQUENCY OF RENEWAL	NUMBER CE HOURS REQUIRED EACH CYCLE
RDH	BIENNIAL (EVERY 2 YEARS)	25
RDHAP	BIENNIAL (EVERY 2 YEARS)	35
RDHEF	BIENNIAL (EVERY 2 YEARS)	25

Exams Results			
EXAM TITLE	PASS	FAIL	TOTAL
RDH LAW AND ETHICS EXAMINATION	850	194	1,044
RDHAP LAW AND ETHICS EXAMINATION	41	20	61

The DHCC no longer administers a clinical examination and relies on regional examination results for licensure (WREB & CRDTS).

Summary of Enforcement Activity

Consumer Complaints—Intake	
27	RECEIVED
3	CLOSED WITHOUT REFERRAL FOR INVESTIGATION
24	REFERRED FOR INVESTIGATION
30	PENDING

Conviction/Arrest Notification Complaints	
152	RECEIVED
147	CLOSED/REFERRED FOR INVESTIGATION
40	PENDING

Inspections	
	0

Investigations	
171	OPENED
101	CLOSED
70	PENDING

Number of Days to Complete Intake and Investigations	
100	UP TO 90 DAYS
14	91 TO 180 DAYS
19	181 DAYS TO 1 YEAR
14	1 TO 2 YEARS
3	2 TO 3 YEARS
0	OVER 3 YEARS
121	AVERAGE NUMBER OF DAYS TO COMPLETE INTAKE AND INVESTIGATIONS

Citations and Fines	
24	ISSUED
24	ISSUED WITH A FINE
0	WITHDRAWN
0	DISMISSED
76	AVERAGE NUMBER OF DAYS TO ISSUE A CITATION AND FINE

DENTAL HYGIENE COMMITTEE OF CALIFORNIA

Total Amount of Fines

\$19,500	ASSESSED
\$0	REDUCED
\$20,200	COLLECTED

Criminal/Civil Actions

0	REFERRALS FOR CRIMINAL/CIVIL ACTION
0	CRIMINAL ACTIONS FILED
0	CIVIL ACTIONS FILED

Office of the Attorney General/Disciplinary Actions

5	CASES OPENED/INITIATED
12	CASES CLOSED
5	CASES PENDING

Number of Days to Complete AG Cases

6	1 YEAR
7	1 TO 2 YEARS
0	2 TO 3 YEARS
0	OVER 3 YEARS
398	AVERAGE NUMBER OF DAYS TO IMPOSE DISCIPLINE

Formal Actions Filed/Withdrawn/Dismissed

0	STATEMENTS OF ISSUES FILED
8	ACCUSATIONS FILED
0	RESTRAINING/RESTRICTION/SUSPENSION ORDERS GRANTED
0	STATEMENTS OF ISSUES WITHDRAWN/DISMISSED
0	ACCUSATIONS WITHDRAWN/DISMISSED

Administrative Outcomes/Final Orders

1	LICENSE APPLICATIONS DENIED
4	REVOCATION
1	SURRENDER OF LICENSE
0	PROBATION WITH SUSPENSION
0	SUSPENSION ONLY
16	PROBATION ONLY
0	PUBLIC REPRIMAND
0	OTHER DECISIONS

Petition for Modification or Termination of Probation

4	GRANTED
0	DENIED
4	TOTAL

Petition for Reinstatement of Revoked License/Registration/Certification

0	GRANTED
0	DENIED
0	TOTAL

Cost Recovery to DCA

\$20,565	ORDERED
\$8,800	COLLECTED

Restitution to Consumers/Refunds/Savings

\$0	RESTITUTION ORDERED
\$0	AMOUNT REFUNDED
\$0	REWORK AT NO CHARGE
\$0	ADJUSTMENTS/RETURNS/EXCHANGES
\$0	TOTAL SAVINGS ACHIEVED FOR CONSUMERS

Receipt of Complaint to Assignment to Investigator

23	AVERAGE NUMBER OF DAYS
-----------	------------------------

Investigations: Opening to Closing of Case

118	AVERAGE NUMBER OF DAYS
------------	------------------------

Investigations: Closure of Investigation to Imposing Formal Discipline

279	AVERAGE NUMBER OF DAYS
------------	------------------------



BUREAU OF ELECTRONIC & APPLIANCE REPAIR,
HOME FURNISHINGS & THERMAL INSULATION

Registers and regulates electronic and appliance repair businesses and has jurisdiction over the sale and administration of service contracts on various consumer products. Licenses and regulates the manufacture and sale (retail, wholesale, and import) of upholstered furniture and bedding, supply dealers, custom upholsterers, bedding sanitizers, and the manufacture of thermal insulation products, and tests for flammability and sanitation.

STAFF:

46.9 civil servant positions
1 exempt

LICENSES, REGISTRATIONS,
PERMITS, AND CERTIFICATES:

45,987

ADVISORY COUNCIL
MEMBERSHIP:

6 public representatives
6 licensees

BUREAU STAFF:

Chief:

Nicholas Oliver
nicholas.oliver@dca.ca.gov

Deputy Chief:

Rita Wong
rita.wong@dca.ca.gov

STRATEGIC PLAN ADOPTED:

2013

www.bearhfti.ca.gov

LAWS AND REGULATIONS:

Business and Professions Code §§ 9800 – 9874 (BEAR); §§ 19000 – 19221 (HFTI);
California Code of Regulations, Title 16, Division 27, §§ 2700 – 2775;
California Code of Regulations, Title 4, Division 3, §§ 1101 – 1383.6.

SUNSET REVIEW:

Last Review: 2018

Next Review: 2022

ADVISORY COUNCIL:

Name	Appointment Expires	Appointment Type	Appointment Authority
PASCAL BENYAMINI	OCTOBER 1, 2019	PUBLIC	DEPARTMENT DIRECTOR
SHARON BRADLEY	OCTOBER 1, 2019	PROFESSIONAL	DEPARTMENT DIRECTOR
BURT GRIMES	OCTOBER 1, 2019	PROFESSIONAL	DEPARTMENT DIRECTOR
JUDY LEVIN	OCTOBER 1, 2019	PUBLIC	DEPARTMENT DIRECTOR
MICHAEL LIPSETT	OCTOBER 1, 2019	PUBLIC	DEPARTMENT DIRECTOR
DONALD LUCAS	OCTOBER 1, 2019	PUBLIC	DEPARTMENT DIRECTOR
ANTOINETTE STEIN	OCTOBER 1, 2019	PUBLIC	DEPARTMENT DIRECTOR
STEPHEN MCDANIEL	OCTOBER 1, 2019	PROFESSIONAL	DEPARTMENT DIRECTOR
BRANDON WILSON	OCTOBER 1, 2019	PROFESSIONAL	DEPARTMENT DIRECTOR
DAVID YARBROUGH	OCTOBER 1, 2019	PUBLIC	DEPARTMENT DIRECTOR
CHRISTOPHER HIGDON	OCTOBER 1, 2019	PROFESSIONAL	DEPARTMENT DIRECTOR
STEPHEN WEITEKAMP	OCTOBER 1, 2019	PROFESSIONAL	DEPARTMENT DIRECTOR

RECIPROCITY

None.

ACCOMPLISHMENTS

Gov. Edmund G. Brown Jr. appointed Bureau Chief Nicholas Oliver on September 27, 2017. DCA Director Dean R. Grafilo appointed 12 new members to the Bureau's Advisory Council to serve two-year terms.

Additionally, the sunset review for the Bureau was held March 5, 2018. As a result, the Bureau's sunset provision was extended to 2023.

In anticipation of the July 1, 2018, transfer of regulatory authority of the Household Movers Program from the California Public Utilities Commission (CPUC), the Bureau recruited key staff to facilitate the transition. Extensive training was completed at CPUC's headquarters location. Informational material was developed and distributed to industry members and the public. Bureau staff attended multiple outreach events to establish communication and foster open working relationships. Additionally, DCA's Communications Division launched a proactive social media campaign to inform the public.

DCA conducted an audit of Bureau Licensing, Enforcement, and Human Resources. The only deficiency found was a lack of documented procedures within the Compliance Unit. After audit findings were reported to the Bureau, Compliance Unit desk manuals were created and distributed to all Compliance Unit employees.

Collaboration with the Bureau of Automotive Repair and the Department of Motor Vehicles continued to be instrumental in the regulation of ignition interlock device (IID) installation facilities. Representatives from each department collaboratively completed extensive training from IID manufacturers on proper installation of devices and have continued regular interagency planning in anticipation of the expansion of the program going to statewide regulation.

NEW LEGISLATION

(Extends through 2018)

AB 2998 (Bloom, Chapter 924, Statutes of 2018)

prohibits, on and after January 1, 2020, the use of flame retardant chemicals at levels above 1,000 parts per million in juvenile products, as well as the foam in mattresses and reupholstered furniture (collectively referred to as covered products). This bill requires the Bureau to extend testing required by SB 1019 (Leno, Chapter 862, Statutes of 2014) to determine the presence of flame retardant chemicals in upholstered furniture to

the covered products. This bill also authorizes the Bureau to issue a fine to any manufacturer that produces a juvenile product or mattress that is found to contain flame retardant chemicals and any seller that continues to sell a covered product that the Bureau identifies on its website as containing flame retardant chemicals. Additionally, this bill specifies the fine range that could be levied against manufacturers and retailers that violate the provisions of this bill. Finally, the International Sleep Products Association is required to conduct a survey of mattress producers that would disclose the flame retardant chemical content of mattresses they produce. Results of the survey, including a list of mattress producers that failed to respond, are required to be submitted to the Bureau no later than January 31, 2020, and every three years thereafter, which the Bureau is required to post on its website.

SB 1483 (Hill, Chapter 578, Statutes of 2018) sets the Legislature's next review of the Bureau as if the powers and duties of the Bureau were to expire on January 1, 2023, and renames the Bureau from the Bureau of Electronic and Appliance Repair, Home Furnishings and Thermal Insulation to the Bureau of Household Goods and Services. This bill also extends the Bureau's authority to regulate service contract administrators from January 1, 2019, to January 1, 2023. In addition, this bill makes several amendments to the law governing service contract administrators to enhance the Bureau's current licensing and enforcement programs, including: allowing electronic communication, requiring unique identifiers on service contracts; and replacing a list of consumer goods with a comprehensive definition for service contract regulation.

LICENSE REQUIREMENTS

License Requirements	Y/N?
DEGREE/PROFESSIONAL SCHOOLING	N
QUALIFYING EXPERIENCE (MAY INCLUDE EDUCATION)	N
EXAMINATION	N
CONTINUING EDUCATION/COMPETENCY	N
FINGERPRINT REQUIREMENT	N

BUREAU OF ELECTRONIC & APPLIANCE REPAIR, HOME FURNISHINGS & THERMAL INSULATION

FEES*

License Type/Fee Type	Actual Fee	Statutory Limit
APPLIANCE SERVICE DEALER	\$190	\$205
COMBINATION SERVICE DEALER	\$375	\$405
ELECTRONIC SERVICE DEALER	\$190	\$205
SERVICE CONTRACT ADMINISTRATOR	\$95	\$95
SERVICE CONTRACT SELLER	\$95	\$95
BEDDING RETAILER	\$140	\$150
CUSTOM UPHOLSTER	\$420	\$450
FURNITURE & BEDDING RETAILER	\$280	\$300
FURNITURE & BEDDING MANUFACTURER	\$750	\$940
FURNITURE & BEDDING WHOLESALER	\$625	\$675
FURNITURE RETAILER	\$140	\$150
IMPORTER (INCLUDES OVERSEAS MANUFACTURER)	\$750	\$940
SANITIZER	\$420	\$450
SUPPLY DEALER	\$625	\$675
THERMAL INSULATION MANUFACTURER	\$2,000	\$8,000

*Additional Fees may be required. Refer to the Board Laws and Regulation for details.

Summary of Licensing Activity

Initial Licenses/Certificates/Permits			
TYPE	APPS RECEIVED	ISSUED	RENEWED
APPLIANCE SERVICE DEALER	370	344	2,309
COMBINATION SERVICE DEALER	18	15	535
ELECTRONIC SERVICE DEALER	551	710	4,123
SERVICE CONTRACT SELLER	485	3,136	10,876
SERVICE CONTRACT ADMINISTRATOR	6	6	44
BEDDING RETAILER	29	301	679
CUSTOM UPHOLSTERER	32	31	223
FURNITURE/BEDDING RETAILER	455	450	6,022
FURNITURE/BEDDING MANUFACTURER	231	133	593
FURNITURE/BEDDING WHOLESALER	25	21	58
FURNITURE RETAILER	96	97	668
IMPORTER (INCLUDES OVERSEAS MANUFACTURER)	848	907	1,826
SANITIZER	1	1	9
SUPPLY DEALER	3	2	46
THERMAL INSULATION MANUFACTURER	3	3	104
TOTAL	3,153	6,157	28,115

*The reason for the disparity between applications received and licenses issued is that large retailers submit one application with a total fee for all new individual stores. They are counted in ATS as one application.

Licensing Population by Type			
TYPE	CERTIFICATES/ PERMITS	LICENSES/ REGISTRATIONS	APPROVALS
APPLIANCE SERVICE DEALER	N/A	2,695	N/A
COMBINATION SERVICE DEALER	N/A	556	N/A
ELECTRONIC SERVICE DEALER	N/A	4,880	N/A
SERVICE CONTRACT SELLER	N/A	13,855	N/A
SERVICE CONTRACT ADMINISTRATOR	N/A	51	N/A
BEDDING RETAILER	N/A	2,065	N/A
CUSTOM UPHOLSTERER	N/A	487	N/A
FURNITURE/BEDDING RETAILER	N/A	11,713	N/A
FURNITURE/BEDDING MANUFACTURER	N/A	1,498	N/A
FURNITURE/BEDDING WHOLESALER	N/A	184	N/A
FURNITURE RETAILER	N/A	2,073	N/A
IMPORTER (INCLUDES OVERSEAS MANUFACTURER)	N/A	5,321	N/A
SANITIZER	N/A	13	N/A
SUPPLY DEALER	N/A	487	N/A
THERMAL INSULATION MANUFACTURER	N/A	109	N/A
TOTAL	N/A	45,987	N/A

Renewal and Continuing Education (CE)		
TYPE	FREQUENCY OF RENEWAL	NUMBER CE HOURS REQUIRED EACH CYCLE
APPLIANCE SERVICE DEALER	EVERY YEAR	0
COMBINATION SERVICE DEALER	EVERY YEAR	0
ELECTRONIC SERVICE DEALER	EVERY YEAR	0
SERVICE CONTRACT SELLER	EVERY YEAR	0
SERVICE CONTRACT ADMINISTRATOR	EVERY YEAR	0
BEDDING RETAILER	EVERY 2 YEARS	0
CUSTOM UPHOLSTERER	EVERY 2 YEARS	0
FURNITURE/BEDDING RETAILER	EVERY 2 YEARS	0
FURNITURE/BEDDING MANUFACTURER	EVERY 2 YEARS	0
FURNITURE/BEDDING WHOLESALE	EVERY 2 YEARS	0
FURNITURE RETAILER	EVERY 2 YEARS	0
IMPORTER (INCLUDES OVERSEAS MANUFACTURER)	EVERY 2 YEARS	0
SANITIZER	EVERY 2 YEARS	0
SUPPLY DEALER	EVERY 2 YEARS	0
THERMAL INSULATION MANUFACTURER	EVERY YEAR	0

Exams Results			
EXAM TITLE	PASS	FAIL	TOTAL
N/A			

Summary of Enforcement Activity

Consumer Complaints—Intake

2,356	RECEIVED
1,201	CLOSED WITHOUT REFERRAL FOR INVESTIGATION
1,164	REFERRED FOR INVESTIGATION
7	PENDING

Conviction/Arrest Notification Complaints

0	RECEIVED
0	CLOSED/REFERRED FOR INVESTIGATION
0	PENDING

Inspections

3,940

Investigations

1,164	OPENED
1,179	CLOSED
167	PENDING

Number of Days to Complete Intake and Investigations

895	UP TO 90 DAYS
164	91 TO 180 DAYS
36	181 DAYS TO 1 YEAR
80	1 TO 2 YEARS
2	2 TO 3 YEARS
2	OVER 3 YEARS
105	AVERAGE NUMBER OF DAYS TO COMPLETE INTAKE AND INVESTIGATIONS

Citations and Fines

904	ISSUED
422	ISSUED WITH A FINE
56	WITHDRAWN
0	DISMISSED
8	AVERAGE NUMBER OF DAYS TO ISSUE A CITATION AND FINE

Total Amount of Fines

\$169,300	ASSESSED
\$50,362.50	REDUCED
\$41,187.50	COLLECTED

Criminal/Civil Actions

0	REFERRALS FOR CRIMINAL/CIVIL ACTION
0	CRIMINAL ACTIONS FILED
0	CIVIL ACTIONS FILED

Office of the Attorney General/Disciplinary Actions

1	CASES OPENED/INITIATED
5	CASES CLOSED
1	CASES PENDING

BUREAU OF ELECTRONIC & APPLIANCE REPAIR, HOME FURNISHINGS & THERMAL INSULATION

Number of Days to Complete AG Cases

1	1 YEAR
1	1 TO 2 YEARS
1	2 TO 3 YEARS
0	OVER 3 YEARS
503	AVERAGE NUMBER OF DAYS TO IMPOSE DISCIPLINE

Formal Actions Filed/Withdrawn/Dismissed

1	STATEMENTS OF ISSUES FILED
1	ACCUSATIONS FILED
0	RESTRAINING/RESTRICTION/SUSPENSION ORDERS GRANTED
1	STATEMENTS OF ISSUES WITHDRAWN/DISMISSED
0	ACCUSATIONS WITHDRAWN/DISMISSED

Administrative Outcomes/Final Orders

2	LICENSE APPLICATIONS DENIED
1	REVOCATION
0	SURRENDER OF LICENSE
0	PROBATION WITH SUSPENSION
0	SUSPENSION ONLY
1	PROBATION ONLY
0	PUBLIC REPRIMAND
0	OTHER DECISIONS

Petition for Modification or Termination of Probation

0	GRANTED
0	DENIED
0	TOTAL

Petition for Reinstatement of Revoked License/
Registration/Certification

0	GRANTED
0	DENIED
0	TOTAL

Cost Recovery to DCA

\$0	ORDERED
\$0	COLLECTED

Restitution to Consumers/Refunds/Savings

\$0	RESTITUTION ORDERED
\$92,135.98	AMOUNT REFUNDED
\$3,154.54	REWORK AT NO CHARGE
\$45,665.89	ADJUSTMENTS/RETURNS/EXCHANGES
\$140,956.41	TOTAL SAVINGS ACHIEVED FOR CONSUMERS

Receipt of Complaint to Assignment to Investigator

18	AVERAGE NUMBER OF DAYS
-----------	------------------------

Investigations: Opening to Closing of Case

104	AVERAGE NUMBER OF DAYS
------------	------------------------

Investigations: Closure of Investigation to Imposing
Formal Discipline

503	AVERAGE NUMBER OF DAYS
------------	------------------------



DEPARTMENT OF CONSUMER AFFAIRS

CALIFORNIA ARCHITECTS BOARD

LANDSCAPE ARCHITECTS TECHNICAL COMMITTEE

Public Protection through Examination, Licensure, and Regulation

Licenses and regulates
landscape architects.

STAFF:

5 civil servant positions
0 exempt

LICENSES, REGISTRATIONS,
PERMITS, AND CERTIFICATES:**3,675**

COMMITTEE MEMBERSHIP:

5 licensees

COMMITTEE STAFF:

Executive Officer:**Laura Zuniga**

laura.zuniga@dca.ca.gov

Assistant Executive Officer:**Vickie Mayer**

vickie.mayer@dca.ca.gov

Program Manager:**Patricia Rodriguez**

trish.rodriguez@dca.ca.gov

STRATEGIC PLAN ADOPTED:

2017www.latc.ca.gov

LAWS AND REGULATIONS:

Business and Professions code §§ 5615 – 5683;**California Code of Regulations, Title 16, Division 26, §§ 2602 – 2680.**

SUNSET REVIEW:

Last Review: 2014**Next Review: 2018**

TECHNICAL COMMITTEE:

Name	Appointment Expires	Appointment Type	Appointment Authority
ANDREW BOWDEN (VICE CHAIR)	JUNE 1, 2019	PROFESSIONAL	GOVERNOR
*DAVID ALLEN TAYLOR JR.	JUNE 1, 2018	PROFESSIONAL	SENATE RULES COMMITTEE
PATRICIA TRAUTH	JUNE 1, 2022	PROFESSIONAL	GOVERNOR
MARQ TRUSCOTT (CHAIR)	JUNE 1, 2020	PROFESSIONAL	GOVERNOR
SUSAN. M. LANDRY	JUNE 1, 2022	PROFESSIONAL	SPEAKER OF THE ASSEMBLY

*Currently serving under a grace period.

RECIPROCITY

Pursuant to California Code of Regulations, Title 16, Division 26, section 2615, in order to be eligible for reciprocal licensure in California, a candidate must be licensed as a landscape architect in another US jurisdiction, Canadian province, or Puerto Rico by having passed a written examination substantially equivalent in scope and subject matter to the Landscape Architect Registration Examination (LARE), meet the education and training requirements for first-time exam candidates, and successfully complete the California Supplemental Examination. For purposes of reciprocity, the LATC recognizes two national examinations, which are the: 1) LARE; and 2) Uniform National Examination for Landscape Architects.

There is a \$35 fee for the LATC to review an LATC Reciprocity Application; to take the CSE, there is a \$275 fee.

ACCOMPLISHMENTS

LATC has all committee seats filled. Susan M. Landry was appointed by the speaker of the Assembly, effective April 19, 2018. Patricia Trauth was reappointed to the Committee by the governor on June 8, 2018.

LATC appointed an Education/Experience Subcommittee that convened in Sacramento on October 3, 2017, and issued a recommendation regarding expanded pathways to licensure that define and prescribe allowable credit for the following licensure pathways: 1) acceptance of degrees related to landscape architecture, 2) acceptance of nonrelated degrees, and 3) an experience-only pathway to licensure. These new expanded pathways to licensure are proposed amendments to California Code of Regulations (CCR) section 2620. Thereafter, LATC conducted additional research into other states' policies and licensing procedures to determine if amendments were necessary to structure the experience a candidate must gain to prepare for licensure. Research yielded that, at this time, such amendments will not be necessary. On July 20, 2018, LATC approved the proposed amendments to CCR section 2620 to expand pathways to licensure; the the Architects Board (Board) issued its approval on September 12, 2018. Staff is currently developing a regulatory proposal to submit to the Office of Administrative Law and notice to the public.

At its meeting on June 13, 2018, the Board approved updates to LATC's *Disciplinary Guidelines*, which were last updated in 2000. The *Disciplinary Guidelines* establish consistency in disciplinary penalties for similar offenses on a statewide basis. Staff is currently developing a regulatory change proposal for CCR section 2680 to incorporate the updated *Disciplinary Guidelines* by reference, for submittal to the Office of Administrative Law and notice to the public.

LATC's 2017–18 *Strategic Plan* contains an objective to “revamp the website (using the Board’s website as a possible template) to be more user friendly for consumers.” At the meeting on May 4, 2018, LATC was presented with a “developmental” website, inclusive of several design changes that adhere to the Department of Technology’s template and which mirror layout and functionality of the Board’s website. LATC expects to launch its new website in fall 2018.

NEW LEGISLATION

(Extends through 2018)

SB 721 (Hill, Chapter 445, Statutes of 2018) establishes inspection requirements for exterior elevated elements, such as balconies and elevated walkways, including the load-bearing components, in all buildings containing three or more residential housing units. This bill creates new requirements for owners, local jurisdictions, and inspectors regarding the inspections, including specifying that inspections are to be performed by a licensed architect, licensed structural or civil engineer, a contractor holding an “A,” “B,” or “C-5,” license, a certified construction inspector, or a building official as defined.

SB 920 (Cannella, Chapter 150, Statutes of 2018) extends provisions that allow licensed engineers, land surveyors, and architects to operate as limited liability partnerships from January 1, 2019, to January 1, 2026.

LANDSCAPE ARCHITECTS TECHNICAL COMMITTEE

LICENSE REQUIREMENTS

License Requirements	Y/N?
DEGREE/PROFESSIONAL SCHOOLING	Y
QUALIFYING EXPERIENCE (MAY INCLUDE EDUCATION)	Y
EXAMINATION	Y
CONTINUING EDUCATION/COMPETENCY	N
FINGERPRINT REQUIREMENT	N

FEES*

License Type/Fee Type		
LANDSCAPE ARCHITECTS: APPLICATION FEE (LARE ELIGIBILITY)	\$35	\$100
LANDSCAPE ARCHITECTS: APPLICATION FEE (CSE)	\$35	\$100
LANDSCAPE ARCHITECTS: EXAMINATION FEE	\$275	N/A
LANDSCAPE ARCHITECTS: LICENSURE FEE	\$400	\$400
LANDSCAPE ARCHITECTS: BIENNIAL RENEWAL FEE	\$220**	\$400

*Additional Fees may be required. Refer to the LATC's Laws and Regulations for details.

** Pursuant to CCR 2649(f), there is a fee reduction from July 1, 2017 to June 30, 2019, such that the renewal fee is currently \$220.

Summary of Licensing Activity

Initial Licenses/Certificates/Permits			
TYPE	APPS RECEIVED	ISSUED	RENEWED
LANDSCAPE ARCHITECT LICENSE	109	108	1,907
TOTAL	109	108	1,907

Licensing Population by Type			
TYPE	CERTIFICATES/ PERMITS	LICENSES/ REGISTRATIONS	APPROVALS
LANDSCAPE ARCHITECT LICENSE	N/A	3,675	N/A
TOTAL	N/A	3,675	N/A

Renewal and Continuing Education (CE)		
TYPE	FREQUENCY OF RENEWAL	NUMBER CE HOURS REQUIRED EACH CYCLE
LANDSCAPE ARCHITECT LICENSE RENEWAL	EVERY 2 YEARS	N/A

Exams Results			
EXAM TITLE	PASS	FAIL	TOTAL
LANDSCAPE ARCHITECT REGISTRATION EXAMINATION (LARE)			
SECTION 1: PROJECT AND CONSTRUCTION MANAGEMENT	153	85	238
SECTION 2: INVENTORY AND ANALYSIS	138	76	214
SECTION 3: DESIGN	151	58	209
SECTION 4: GRADING, DRAINAGE AND CONSTRUCTION DOCUMENTATION	157	70	227
CALIFORNIA SUPPLEMENTAL EXAMINATION (CSE)	107	89	196

Summary of Enforcement Activity

Consumer Complaints—Intake	
40	RECEIVED
0	CLOSED WITHOUT REFERRAL FOR INVESTIGATION
40	REFERRED FOR INVESTIGATION
0	PENDING

Conviction/Arrest Notification Complaints	
23	RECEIVED
23	CLOSED/REFERRED FOR INVESTIGATION
0	PENDING

Inspections	
N/A	

Investigations	
40	OPENED
37	CLOSED
16	PENDING

Number of Days to Complete Intake and Investigations	
21	UP TO 90 DAYS
8	91 TO 180 DAYS
6	181 DAYS TO 1 YEAR
2	1 TO 2 YEARS
0	2 TO 3 YEARS
0	OVER 3 YEARS
117	AVERAGE NUMBER OF DAYS TO COMPLETE INTAKE AND INVESTIGATIONS

LANDSCAPE ARCHITECTS TECHNICAL COMMITTEE

Citations and Fines

0	ISSUED
0	ISSUED WITH A FINE
0	WITHDRAWN
0	DISMISSED
N/A	AVERAGE NUMBER OF DAYS TO ISSUE A CITATION AND FINE

Total Amount of Fines

\$0	ASSESSED
\$0	REDUCED
\$2,180	COLLECTED

Criminal/Civil Actions

0	REFERRALS FOR CRIMINAL/CIVIL ACTION
0	CRIMINAL ACTIONS FILED
0	CIVIL ACTIONS FILED

Office of the Attorney General/Disciplinary Actions

0	CASES OPENED/INITIATED
0	CASES CLOSED
2	CASES PENDING

Number of Days to Complete AG Cases

0	1 YEAR
0	1 TO 2 YEARS
0	2 TO 3 YEARS
0	OVER 3 YEARS
N/A	AVERAGE NUMBER OF DAYS TO IMPOSE DISCIPLINE

Formal Actions Filed/Withdrawn/Dismissed

0	STATEMENTS OF ISSUES FILED
2	ACCUSATIONS FILED
0	RESTRAINING/RESTRICTION/SUSPENSION ORDERS GRANTED
0	STATEMENTS OF ISSUES WITHDRAWN/DISMISSED
0	ACCUSATIONS WITHDRAWN/DISMISSED

Administrative Outcomes/Final Orders

0	LICENSE APPLICATIONS DENIED
0	REVOCATION
0	SURRENDER OF LICENSE
0	PROBATION WITH SUSPENSION
0	SUSPENSION ONLY
0	PROBATION ONLY
0	PUBLIC REPRIMAND
0	OTHER DECISIONS

Petition for Modification or Termination of Probation

0	GRANTED
0	DENIED
0	TOTAL

Petition for Reinstatement of Revoked License/Registration/Certification

0	GRANTED
0	DENIED
0	TOTAL

Cost Recovery to DCA

\$0	ORDERED
\$0	COLLECTED

Restitution to Consumers/Refunds/Savings

\$0	RESTITUTION ORDERED
\$0	AMOUNT REFUNDED
\$0	REWORK AT NO CHARGE
\$0	ADJUSTMENTS/RETURNS/EXCHANGES
\$0	TOTAL SAVINGS ACHIEVED FOR CONSUMERS

Receipt of Complaint to Assignment to Investigator

1	AVERAGE NUMBER OF DAYS
---	------------------------

Investigations: Opening to Closing of Case

117	AVERAGE NUMBER OF DAYS
-----	------------------------

Investigations: Closure of Investigation to Imposing Formal Discipline

N/A	AVERAGE NUMBER OF DAYS
-----	------------------------



Licenses and regulates physicians and surgeons, and certain allied healthcare professionals.

STAFF:

162.6 civil servant positions
1 exempt

LICENSES, REGISTRATIONS, PERMITS, AND CERTIFICATES:

161,662

BOARD MEMBERSHIP:

7 public representatives
8 licensees

BOARD STAFF:

Executive Director:
Kimberly Kirchmeyer
kimberly.kirchmeyer@mbc.ca.gov

Deputy Director:
Christine Lally
christine.lally@mbc.ca.gov

STRATEGIC PLAN ADOPTED:

2018

www.mbc.ca.gov

LAWS AND REGULATIONS:

Business and Professions Code §§ 2000-2448, §§ 2500-2529.6, §§ 3575-3579
Title 16, Division 13, California Code of Regulations §§ 1300-1379.78

SUNSET REVIEW:

Last Review: 2017 **Next Review: 2021**

BOARD MEMBERS:

Name	Appointment Expires	Appointment Type	Appointment Authority
MICHELLE ANNE BHOLAT, M.D. (SECRETARY)	JUNE 1, 2022	PROFESSIONAL	GOVERNOR
DEV GNANADEV, M.D.	JUNE 1, 2019	PROFESSIONAL	GOVERNOR
RANDY W. HAWKINS, M.D.	JUNE 1, 2020	PROFESSIONAL	GOVERNOR
HOWARD R. KRAUSS, M.D.	JUNE 1, 2021	PROFESSIONAL	GOVERNOR
KRISTINA D. LAWSON, J.D.	JUNE 1, 2022	PUBLIC	GOVERNOR
SHARON LEVINE, M.D.	JUNE 1, 2019	PROFESSIONAL	GOVERNOR
RONALD H. LEWIS, M.D. (VICE PRESIDENT)	JUNE 1, 2021	PROFESSIONAL	GOVERNOR
DENISE PINES (PRESIDENT)	JUNE 1, 2020	PUBLIC	GOVERNOR
BRENDA SUTTON-WILLS, J.D.	JUNE 1, 2019	PUBLIC	SENATE RULES COMMITTEE
DAVID WARMOTH	JUNE 1, 2019	PUBLIC	SPEAKER OF THE ASSEMBLY
JAMIE WRIGHT, J.D.	JUNE 1, 2022	PUBLIC	GOVERNOR
FELIX C. YIP, M.D.	JUNE 1, 2022	PROFESSIONAL	GOVERNOR
LAURIE LUBAINO	JUNE 1, 2020	PUBLIC	GOVERNOR
SUSAN FRIEDMAN	JUNE 1, 2020	PUBLIC	GOVERNOR
VACANT	NA	PROFESSIONAL	GOVERNOR

RECIPROCITY

The California Medical Practice Act does not allow for license reciprocity between states. Out-of-state applicants who are licensed in another state must apply and meet California licensing requirements before a license can be issued. Business and Professions Code sections 2135, 2135.5 and 2135.7 provide some exceptions when minimum requirements are deficient.

ACCOMPLISHMENTS

The Board completed its *Strategic Plan* for 2018–21, providing a road map to guide its efforts to protect California consumers for the next three years. Using feedback gathered from the public, the ambitious *Strategic Plan* establishes goals for licensing, enforcement, legislation and regulation, outreach, and Board administration that will strengthen consumer protection in California.

On average, 115 Americans die every day from an opioid overdose. To combat this epidemic, the Board continued its work on the death certificate project. Born out of vetoed legislation that would have required coroners in California to report deaths when the cause of death is the result of prescription drug use, the Board's death certificate project utilizes California death record data to identify physicians that may be inappropriately prescribing opioids to their patients. Based upon this information, the Board has been investigating physicians who may have violated the law. The Board understands that just because a patient death occurred, it does not automatically mean the physician deviated from the standard of care or violated the Medical Practice Act. However, in cases where the Board determines a violation occurred, the Board takes appropriate action.

The development of the Board's License Alert mobile app for Apple iOS devices continued the Board's outreach efforts and enhanced transparency to consumers. Developed entirely by Board staff, the mobile app allows consumers to 'follow' the licenses of up to 16 physicians and receive notifications when there has been an update to any of these physician's license profile. The app sends alerts to users whenever a physician's name or address, practice status, license expiration, or survey data changes, or when disciplinary actions or enforcement documents are added to the physician's profile. With the release of this new mobile app, the Board became the first medical board in the nation to utilize such technology to notify patients about their physicians. Thousands of consumers have downloaded the app. A version for Android phones is forthcoming.

The Board hosted its third annual Legislative Day at the State Capitol. The purpose of Legislative Day is for the Board to meet with lawmakers to talk about the Board's mission of consumer protection, give them an opportunity to ask questions, and build relationships. Several lawmakers committed to assisting the Board in the promotion of its mobile app for Apple iOS devices.

A new communications plan was developed, expanding the Board's outreach to consumers through multiple social media platforms including Facebook, Twitter, and YouTube. As part of this plan, the Board began posting administrative actions on its Twitter and Facebook feeds, and has significantly increased the amount of posts on all social media channels. The Board also launched its first podcast, titled "Medical Board Chat," becoming the first licensing board within the Department of Consumer Affairs to use this form of outreach. The podcast offers a new and innovative way to bring information about the Board to the public by producing podcasts covering a wide variety of topics of interest to licensees and consumers. With these combined efforts the board had nearly 2,000,000 unique visits to its website.

The Board modernized the look and feel of its publications with the design of a new seal logo. The new design replaced the caduceus, a short staff entwined by two serpents under a set of wings, with the Rod of Asclepius, which traditionally represents healing and medicinal arts.

The "Guidelines for the Recommendation of Cannabis for Medical Purposes" were updated and expanded. The purpose of the guidelines is to provide guidance and information to physicians who choose to recommend cannabis for medical purposes to their patients. This update was done in collaboration with the Center for Medicinal Cannabis Research at the University of California, San Diego, and in accordance with Senate Bill 643 (McGuire Statutes of 2017).

NEW LEGISLATION

(Extends through 2018)

AB 505 (Caballero, Chapter 469, Statutes of 2018)

allows an administrative law judge (ALJ) to extend the deadline for the exchange of expert witness reports, upon a motion and based upon a showing of good cause. This bill specifies that the ALJ may extend the timeline for the exchange for a period not to exceed 100 calendar days cumulatively, but in no case would this bill allow the exchange to take place less than 30 calendar days before the hearing date, whichever comes first.

AB 1791 (Waldron, Chapter 122, Statutes of 2018)

requires the Board to consider including a course that is consistent with the most recent guidelines published by the United States Public Health Service and the Centers for Disease Control and Prevention in integrating HIV/AIDS pre-exposure and post-exposure prophylaxis medication and counseling when determining continuing education requirements for physicians and surgeons.

AB 2086 (Gallagher, Chapter 274, Statutes of 2018)

allows a prescriber to access the CURES database for a list of patients for whom that prescriber is listed as a prescriber.

AB 2311 (Arambula, Chapter 144, Statutes of 2018)

permanently extends the operation of the International Medical Graduate Program (program) operated by the University of California at Los Angeles' David Geffen School of Medicine by removing the repeal date of January 1, 2019. The program allows trainees to engage in supervised patient activities. Additionally, this bill removes reference to the evaluation report that was due to the Legislature on January 1, 2018.

AB 2461 (Flora and Obernolte, Chapter 300, Statutes of 2018) requires the Department of Justice to provide all subsequent state and federal arrest or disposition notifications to specified entities, including the Board, the Osteopathic Medical Board of California, and the State Department of Social Services, for any licensee whose fingerprints are maintained on file at the Department of Justice or the Federal Bureau of Investigation.

AB 2487 (McCarty, Chapter 301, Statutes of 2018)

authorizes, as an alternative to a required one-time continuing education course on pain management for terminally ill patients, a physician or surgeon to complete a one-time continuing education course of 12 hours on opiate-dependent patient treatment and management. The course includes eight hours of training in buprenorphine treatment or other similar medicinal treatment for opioid use disorders, in fulfillment of continuing education requirements. (Additional Healing Arts Legislation bills can be found on page 10-12)

LICENSE REQUIREMENTS

License Requirements	Y/N?
TYPE: PHYSICIAN, SURGEON, LICENSED MIDWIFE, AND SPECIAL FACULTY PERMIT	
DEGREE/PROFESSIONAL SCHOOLING	Y
QUALIFYING EXPERIENCE (MAY INCLUDE EDUCATION)	Y
EXAMINATION	Y
CONTINUING EDUCATION/COMPETENCY	Y
FINGERPRINT REQUIREMENT	Y
TYPE: SPECIAL PROGRAMS (INDIVIDUAL)	
DEGREE/PROFESSIONAL SCHOOLING	Y
QUALIFYING EXPERIENCE (MAY INCLUDE EDUCATION)	Y
EXAMINATION	N
CONTINUING EDUCATION/COMPETENCY	N
FINGERPRINT REQUIREMENT	Y
TYPE: POLYSOMNOGRAPHIC TRAINEE	
DEGREE/PROFESSIONAL SCHOOLING	Y
QUALIFYING EXPERIENCE (MAY INCLUDE EDUCATION)	N
EXAMINATION	Y
CONTINUING EDUCATION/COMPETENCY	Y
FINGERPRINT REQUIREMENT	N
TYPE: POLYSOMNOGRAPHY TECHNICIAN	
DEGREE/PROFESSIONAL SCHOOLING	Y
QUALIFYING EXPERIENCE (MAY INCLUDE EDUCATION)	Y
EXAMINATION	N
CONTINUING EDUCATION/COMPETENCY	N
FINGERPRINT REQUIREMENT	Y
TYPE: POLYSOMNOGRAPHY TECHNOLOGIST	
DEGREE/PROFESSIONAL SCHOOLING	Y
QUALIFYING EXPERIENCE (MAY INCLUDE EDUCATION)	Y
EXAMINATION	Y
CONTINUING EDUCATION/COMPETENCY	N
FINGERPRINT REQUIREMENT	Y
TYPE: RESEARCH PSYCHOANALYST	
DEGREE/PROFESSIONAL SCHOOLING	Y
QUALIFYING EXPERIENCE (MAY INCLUDE EDUCATION)	Y
EXAMINATION	N
CONTINUING EDUCATION/COMPETENCY	N
FINGERPRINT REQUIREMENT	Y

*Additional items may be required. Refer to the Board's Laws and Regulations for details.

FEES*

License Type/Fee Type	Actual Fee	Statutory Limit
PHYSICIAN AND SURGEON		
APPLICATION FEE	\$442**	\$442
INITIAL LICENSE FEE	\$783	\$790
BIENNIAL RENEWAL FEE	\$783	\$790
SPECIAL FACULTY PERMIT APPLICATION FEE	\$442**	\$442
SPECIAL FACULTY PERMIT INITIAL LICENSE FEE	\$783	\$790
SPECIAL FACULTY PERMIT BIENNIAL RENEWAL FEE	\$783	\$790
SPECIAL PROGRAMS APPLICATION FEE	\$86	\$86
SPECIAL PROGRAMS ANNUAL RENEWAL FEE	\$43	\$43
FICTITIOUS NAME PERMIT FEE	\$50	\$50
FICTITIOUS NAME PERMIT BIENNIAL RENEWAL FEE	\$40	\$40
LICENSED MIDWIFE		
INITIAL FEE	\$300**	\$300
BIENNIAL RENEWAL FEE	\$200	\$200
POLYSOMNOGRAPHIC		
TRAINEE APPLICATION FEE	\$100**	\$100
TRAINEE REGISTRATION FEE	\$100	\$100
TECHNICIAN APPLICATION FEE	\$100**	\$100
TECHNICIAN REGISTRATION FEE	\$100	\$100
TECHNOLOGIST APPLICATION FEE	\$100**	\$100
TECHNOLOGIST REGISTRATION FEE	\$100	\$100
BIENNIAL RENEWAL FEE: TRAINEE, TECHNICIAN, AND TECHNOLOGIST	\$150	\$150
RESEARCH PSYCHOANALYST		
INITIAL FEE	\$100**	\$100
BIENNIAL RENEWAL FEE	\$50	\$50

*Additional Fees may be required. Refer to the Board Laws and Regulations for details.

**Additional \$49 Department of Justice (DOJ)/FBI fingerprint fee required.

Summary of Licensing Activity

Initial Licenses/Certificates/Permits			
TYPE	APPS RECEIVED	ISSUED	RENEWED
PHYSICIAN AND SURGEON	8,031	6,694	70,297
SPECIAL FACULTY PERMIT	4	2	7
SPECIAL PROGRAMS (INDIVIDUAL)	57	56	90
FICTITIOUS NAME PERMIT	1,505	1,384	5,703
LICENSED MIDWIFE	30	36	193
POLYSOMNOGRAPHIC TRAINEE	23	19	13
POLYSOMNOGRAPHIC TECHNICIAN	35	34	39
POLYSOMNOGRAPHIC TECHNOLOGIST	67	63	165
RESEARCH PSYCHOANALYST	7	5	80
TOTAL	9,759	8,293	76,587

Licensing Population by Type			
TYPE	CERTIFICATES/ PERMITS	LICENSES/ REGISTRATIONS	APPROVALS
PHYSICIAN AND SURGEON	N/A	147,494	N/A
SPECIAL FACULTY PERMIT	N/A	25	N/A
SPECIAL PROGRAMS (INDIVIDUAL)	N/A	291	N/A
FICTITIOUS NAME PERMIT	12,504	N/A	N/A
LICENSED MIDWIFE	N/A	418	N/A
POLYSOMNOGRAPHIC TRAINEE	N/A	58	N/A
POLYSOMNOGRAPHIC TECHNICIAN	N/A	123	N/A
POLYSOMNOGRAPHIC TECHNOLOGIST	N/A	663	N/A
RESEARCH PSYCHOANALYST	N/A	86	N/A
TOTAL	12,504	149,158	N/A

Renewal and Continuing Education (CE)

TYPE	FREQUENCY OF RENEWAL	NUMBER CE HOURS REQUIRED EACH CYCLE
PHYSICIAN AND SURGEON	EVERY 2 YEARS	50
SPECIAL FACULTY PERMIT	EVERY 2 YEARS	50
SPECIAL PROGRAMS (INDIVIDUAL)	YEARLY	N/A
FICTITIOUS NAME PERMIT	EVERY 2 YEARS	N/A
LICENSED MIDWIFE	EVERY 2 YEARS	36
POLYSOMNOGRAPHIC TRAINEE	EVERY 2 YEARS	N/A
POLYSOMNOGRAPHIC TECHNICIAN	EVERY 2 YEARS	N/A
POLYSOMNOGRAPHIC TECHNOLOGIST	EVERY 2 YEARS	N/A
RESEARCH PSYCHOANALYST	EVERY 2 YEARS	N/A

Exams Results

EXAM TITLE	PASS	FAIL	TOTAL
N/A			

Summary of Enforcement Activity

PHYSICIAN AND SURGEON (8002, 8009, 8011)

Consumer Complaints—Intake

10,614	RECEIVED
0	CLOSED WITHOUT REFERRAL FOR INVESTIGATION
10,329	REFERRED FOR INVESTIGATION
328	PENDING

Conviction/Arrest Notification Complaints

274	RECEIVED
268	CLOSED/REFERRED FOR INVESTIGATION
5	PENDING

Inspections

N/A

Investigations

10,596	OPENED
9,527	CLOSED
6,334	PENDING

Number of Days to Complete Intake and Investigations

5,158	UP TO 90 DAYS
1,665	91 TO 180 DAYS
1,382	181 DAYS TO 1 YEAR
833	1 TO 2 YEARS
464	2 TO 3 YEARS
25	OVER 3 YEARS
170	AVERAGE NUMBER OF DAYS TO COMPLETE INTAKE AND INVESTIGATIONS

Citations and Fines

150	ISSUED
140	ISSUED WITH A FINE
19	WITHDRAWN
2	DISMISSED
219	AVERAGE NUMBER OF DAYS TO ISSUE A CITATION AND FINE

Total Amount of Fines

\$126,050	ASSESSED
\$2,050	REDUCED
\$66,950	COLLECTED

Criminal/Civil Actions

36	REFERRALS FOR CRIMINAL/CIVIL ACTION
10	CRIMINAL ACTIONS FILED
2	CIVIL ACTIONS FILED

Office of the Attorney General/Disciplinary Actions

567	CASES OPENED/INITIATED
257	CASES CLOSED
481	CASES PENDING

Number of Days to Complete AG Cases

13	1 YEAR
43	1 TO 2 YEARS
80	2 TO 3 YEARS
121	OVER 3 YEARS
1,045	AVERAGE NUMBER OF DAYS TO IMPOSE DISCIPLINE

Formal Actions Filed/Withdrawn/Dismissed

22	STATEMENTS OF ISSUES FILED
378	ACCUSATIONS FILED
37	PETITIONS TO REVOKE PROBATION/ACCUSATIONS AND PETITION TO REVOKE PROBATION FILED
95	RESTRAINING/RESTRICTION/SUSPENSION ORDERS GRANTED
3	STATEMENTS OF ISSUES WITHDRAWN/DISMISSED
16	ACCUSATIONS WITHDRAWN/DISMISSED

Administrative Outcomes/Final Orders

11	LICENSE APPLICATIONS DENIED
43	REVOCATION
87	SURRENDER OF LICENSE
5	PROBATION WITH SUSPENSION
0	SUSPENSION ONLY
122	PROBATION ONLY
133	PUBLIC REPRIMAND
0	OTHER DECISIONS

Subsequent Disciplinary Administrative Outcomes/Final Orders

16	REVOCATION
11	SURRENDER OF LICENSE
0	PROBATION WITH SUSPENSION
0	SUSPENSION ONLY
17	PROBATION ONLY
0	PUBLIC REPRIMAND
0	OTHER DECISIONS

Petition for Modification or Termination of Probation

16	GRANTED
5	DENIED
21	TOTAL

Petition for Reinstatement of Revoked License/Registration/Certification

5	GRANTED
5	DENIED
10	TOTAL

Cost Recovery to DCA

\$140,000	ORDERED
\$54,455	COLLECTED

Restitution to Consumers/Refunds/Savings

\$0	RESTITUTION ORDERED
\$0	AMOUNT REFUNDED
\$0	REWORK AT NO CHARGE
\$0	ADJUSTMENTS/RETURNS/EXCHANGES
\$0	TOTAL SAVINGS ACHIEVED FOR CONSUMERS

Receipt of Complaint to Assignment to Investigator

10	AVERAGE NUMBER OF DAYS
-----------	------------------------

Investigations: Opening to Closing of Case

164	AVERAGE NUMBER OF DAYS
------------	------------------------

Investigations: Closure of Investigation to Imposing Formal Discipline

425	AVERAGE NUMBER OF DAYS
------------	------------------------

**Summary of Enforcement Activity
LICENSED MIDWIFE (8001)****Consumer Complaints—Intake**

29	RECEIVED
0	CLOSED WITHOUT REFERRAL FOR INVESTIGATION
32	REFERRED FOR INVESTIGATION
1	PENDING

Conviction/Arrest Notification Complaints

0	RECEIVED
0	CLOSED/REFERRED FOR INVESTIGATION
0	PENDING

Inspections**N/A****Investigations**

32	OPENED
28	CLOSED
15	PENDING

Number of Days to Complete Intake and Investigations

18	UP TO 90 DAYS
4	91 TO 180 DAYS
0	181 DAYS TO 1 YEAR
7	1 TO 2 YEARS
0	2 TO 3 YEARS
0	OVER 3 YEARS
166	AVERAGE NUMBER OF DAYS TO COMPLETE INTAKE AND INVESTIGATIONS

Citations and Fines

0	ISSUED
0	ISSUED WITH A FINE
0	WITHDRAWN
0	DISMISSED
0	AVERAGE NUMBER OF DAYS TO ISSUE A CITATION AND FINE

Total Amount of Fines

\$0	ASSESSED
\$0	REDUCED
\$0	COLLECTED

Criminal/Civil Actions

2	REFERRALS FOR CRIMINAL/CIVIL ACTION
0	CRIMINAL ACTIONS FILED
0	CIVIL ACTIONS FILED

Office of the Attorney General/Disciplinary Actions

2	CASES OPENED/INITIATED
0	CASES CLOSED
2	CASES PENDING

Number of Days to Complete AG Cases

0	1 YEAR
0	1 TO 2 YEARS
0	2 TO 3 YEARS
0	OVER 3 YEARS
0	AVERAGE NUMBER OF DAYS TO IMPOSE DISCIPLINE

Formal Actions Filed/Withdrawn/Dismissed

0	STATEMENTS OF ISSUES FILED
0	ACCUSATIONS FILED
0	RESTRAINING/RESTRICTION/SUSPENSION ORDERS GRANTED
0	STATEMENTS OF ISSUES WITHDRAWN/DISMISSED
0	ACCUSATIONS WITHDRAWN/DISMISSED

Administrative Outcomes/Final Orders

0	LICENSE APPLICATIONS DENIED
0	REVOCATION
0	SURRENDER OF LICENSE
0	PROBATION WITH SUSPENSION
0	SUSPENSION ONLY
0	PROBATION ONLY
0	PUBLIC REPRIMAND
0	OTHER DECISIONS

Petition for Modification or Termination of Probation

0	GRANTED
0	DENIED
0	TOTAL

Petition for Reinstatement of Revoked License/Registration/Certification

0	GRANTED
0	DENIED
0	TOTAL

Cost Recovery to DCA

\$0	ORDERED
\$38,745	COLLECTED

Restitution to Consumers/Refunds/Savings

\$0	RESTITUTION ORDERED
\$0	AMOUNT REFUNDED
\$0	REWORK AT NO CHARGE
\$0	ADJUSTMENTS/RETURNS/EXCHANGES
\$0	TOTAL SAVINGS ACHIEVED FOR CONSUMERS

Receipt of Complaint to Assignment to Investigator

7	AVERAGE NUMBER OF DAYS
----------	------------------------

Investigations: Opening to Closing of Case

156	AVERAGE NUMBER OF DAYS
------------	------------------------

Investigations: Closure of Investigation to Imposing Formal Discipline

0	AVERAGE NUMBER OF DAYS
----------	------------------------

Summary of Enforcement Activity

RESEARCH PSYCHOANALYST (8003)

Consumer Complaints—Intake

3	RECEIVED
0	CLOSED WITHOUT REFERRAL FOR INVESTIGATION
1	REFERRED FOR INVESTIGATION
2	PENDING

Conviction/Arrest Notification Complaints

0	RECEIVED
0	CLOSED/REFERRED FOR INVESTIGATION
0	PENDING

Inspections

N/A

Investigations

1	OPENED
2	CLOSED
0	PENDING

Number of Days to Complete Intake and Investigations

1	UP TO 90 DAYS
0	91 TO 180 DAYS
0	181 DAYS TO 1 YEAR
0	1 TO 2 YEARS
1	2 TO 3 YEARS
0	OVER 3 YEARS
507	AVERAGE NUMBER OF DAYS TO COMPLETE INTAKE AND INVESTIGATIONS

Citations and Fines

0	ISSUED
0	ISSUED WITH A FINE
0	WITHDRAWN
0	DISMISSED
0	AVERAGE NUMBER OF DAYS TO ISSUE A CITATION AND FINE

Total Amount of Fines

\$0	ASSESSED
\$0	REDUCED
\$0	COLLECTED

Criminal/Civil Actions

0	REFERRALS FOR CRIMINAL/CIVIL ACTION
0	CRIMINAL ACTIONS FILED
0	CIVIL ACTIONS FILED

Office of the Attorney General/Disciplinary Actions

1	CASES OPENED/INITIATED
0	CASES CLOSED
1	CASES PENDING

Number of Days to Complete AG Cases

0	1 YEAR
0	1 TO 2 YEARS
0	2 TO 3 YEARS
0	OVER 3 YEARS
0	AVERAGE NUMBER OF DAYS TO IMPOSE DISCIPLINE

Formal Actions Filed/Withdrawn/Dismissed

0	STATEMENTS OF ISSUES FILED
1	ACCUSATIONS FILED
0	RESTRAINING/RESTRICTION/SUSPENSION ORDERS GRANTED
0	STATEMENTS OF ISSUES WITHDRAWN/DISMISSED
0	ACCUSATIONS WITHDRAWN/DISMISSED

Administrative Outcomes/Final Orders

0	LICENSE APPLICATIONS DENIED
0	REVOCATION
0	SURRENDER OF LICENSE
0	PROBATION WITH SUSPENSION
0	SUSPENSION ONLY
0	PROBATION ONLY
0	PUBLIC REPRIMAND
0	OTHER DECISIONS

Petition for Modification or Termination of Probation

0	GRANTED
0	DENIED
0	TOTAL

**Petition for Reinstatement of Revoked License/
Registration/Certification**

0	GRANTED
0	DENIED
0	TOTAL

Cost Recovery to DCA

\$0	ORDERED
\$0	COLLECTED

Restitution to Consumers/Refunds/Savings

\$0	RESTITUTION ORDERED
\$0	AMOUNT REFUNDED
\$0	REWORK AT NO CHARGE
\$0	ADJUSTMENTS/RETURNS/EXCHANGES
\$0	TOTAL SAVINGS ACHIEVED FOR CONSUMERS

Receipt of Complaint to Assignment to Investigator

5	AVERAGE NUMBER OF DAYS
----------	------------------------

Investigations: Opening to Closing of Case

507	AVERAGE NUMBER OF DAYS
------------	------------------------

**Investigations: Closure of Investigation to Imposing
Formal Discipline**

0	AVERAGE NUMBER OF DAYS
----------	------------------------

**Summary of Enforcement Activity
POLYSOMNOGRAPHY (8012)**
Consumer Complaints—Intake

0	RECEIVED
0	CLOSED WITHOUT REFERRAL FOR INVESTIGATION
0	REFERRED FOR INVESTIGATION
0	PENDING

Conviction/Arrest Notification Complaints

7	RECEIVED
7	CLOSED/REFERRED FOR INVESTIGATION
0	PENDING

Inspections

N/A

Investigations

7	OPENED
5	CLOSED
8	PENDING

Number of Days to Complete Intake and Investigations

1	UP TO 90 DAYS
1	91 TO 180 DAYS
1	181 DAYS TO 1 YEAR
1	1 TO 2 YEARS
1	2 TO 3 YEARS
0	OVER 3 YEARS
307	AVERAGE NUMBER OF DAYS TO COMPLETE INTAKE AND INVESTIGATIONS

Citations and Fines

0	ISSUED
0	ISSUED WITH A FINE
0	WITHDRAWN
0	DISMISSED
0	AVERAGE NUMBER OF DAYS TO ISSUE A CITATION AND FINE

Total Amount of Fines

\$0	ASSESSED
\$0	REDUCED
\$0	COLLECTED

Criminal/Civil Actions

0	REFERRALS FOR CRIMINAL/CIVIL ACTION
0	CRIMINAL ACTIONS FILED
0	CIVIL ACTIONS FILED

Office of the Attorney General/Disciplinary Actions

0	CASES OPENED/INITIATED
0	CASES CLOSED
0	CASES PENDING

Number of Days to Complete AG Cases

0	1 YEAR
0	1 TO 2 YEARS
0	2 TO 3 YEARS
0	OVER 3 YEARS
0	AVERAGE NUMBER OF DAYS TO IMPOSE DISCIPLINE

Formal Actions Filed/Withdrawn/Dismissed

0	STATEMENTS OF ISSUES FILED
0	ACCUSATIONS FILED
0	RESTRAINING/RESTRICTION/SUSPENSION ORDERS GRANTED
0	STATEMENTS OF ISSUES WITHDRAWN/DISMISSED
0	ACCUSATIONS WITHDRAWN/DISMISSED

Administrative Outcomes/Final Orders

0	LICENSE APPLICATIONS DENIED
0	REVOCAION
0	SURRENDER OF LICENSE
0	PROBATION WITH SUSPENSION
0	SUSPENSION ONLY
0	PROBATION ONLY
0	PUBLIC REPRIMAND
0	OTHER DECISIONS

Petition for Modification or Termination of Probation

0	GRANTED
0	DENIED
0	TOTAL

Petition for Reinstatement of Revoked License/
Registration/Certification

0	GRANTED
0	DENIED
0	TOTAL

Cost Recovery to DCA

\$0	ORDERED
\$0	COLLECTED

Restitution to Consumers/Refunds/Savings

\$0	RESTITUTION ORDERED
\$0	AMOUNT REFUNDED
\$0	REWORK AT NO CHARGE
\$0	ADJUSTMENTS/RETURNS/EXCHANGES
\$0	TOTAL SAVINGS ACHIEVED FOR CONSUMERS

Receipt of Complaint to Assignment to Investigator

12	AVERAGE NUMBER OF DAYS
----	------------------------

Investigations: Opening to Closing of Case

307	AVERAGE NUMBER OF DAYS
-----	------------------------

Investigations: Closure of Investigation to Imposing
Formal Discipline

0	AVERAGE NUMBER OF DAYS
---	------------------------



NATUROPATHIC MEDICINE COMMITTEE

Licenses and regulates
naturopathic doctors.

STAFF:

1 civil servant positions
1 exempt

LICENSES, REGISTRATIONS, PERMITS, AND CERTIFICATES:

899 naturopathic doctors (ND)

BOARD MEMBERSHIP:

2 public representatives
5 licensees
2 physicians (MD/DO)

COMMITTEE STAFF:

Executive Officer:
Rebecca Mitchell
rebecca.mitchell@dca.ca.gov

STRATEGIC PLAN ADOPTED:

2016

www.naturopathic.ca.gov

LAWS AND REGULATIONS:

Business and Professions Code §§ 3610 – 3686;
California Code of Regulations, Title 16, Division 40, §§ 4200 – 4268.

SUNSET REVIEW:

Last Review: 2017 Next Review: 2021

BOARD MEMBERS:

Name	Appointment Expires	Appointment Type	Appointment Authority
VERA SINGLETON	JANUARY 1, 2022	PROFESSIONAL	GOVERNOR
THOMAS QUINN	JANUARY 1, 2022	PHYSICIAN	GOVERNOR
MINA YOON	JANUARY 1, 2022	PROFESSIONAL	GOVERNOR
MYLES SPAR	JANUARY 1, 2018	PHYSICIAN	GOVERNOR
DARA THOMPSON (ACTING CHAIR)	JANUARY 1, 2018	PROFESSIONAL	GOVERNOR
GRETA D'AMICO	JANUARY 1, 2019	PROFESSIONAL	GOVERNOR
GREGORY WEISSWASSER	JANUARY 1, 2019	PROFESSIONAL	GOVERNOR
BRUCE DAVIDSON	JANUARY 1, 2022	PUBLIC	SENATE RULES
SHIRLEY WORRELS	JANUARY 1, 2022	PUBLIC	SPEAKER OF ASSEMBLY

* the Committee removed the two public members, effective January 1, 2018, per SB 796 (Hill, Chapter 600, Statutes of 12017). Two new public members will consist of one public member appointed by the Speaker of the Assembly and one public member appointed by the Senate Committee on Rules.

RECIPROCITY

Pursuant to Business and Professions Code section 3633, applicants must have graduated from one of eight approved or candidate naturopathic medical schools accredited by the Council on Naturopathic Medical Education or an equivalent federally recognized accrediting body and take and pass the Naturopathic Physicians Licensing Examination administered by the North American Board of Naturopathic Examiners. Of these eight schools, only one is in the state of California and it opened in August 2012.

ACCOMPLISHMENTS

The Committee conducted various outreach efforts. The executive officer gave a presentation at the California Naturopathic Doctors Association's Annual Symposium on the topics of public protection, new BreZE functionality and CURES 2.0 system updates and requirements. This outreach allowed licensees and naturopathic students to ask questions about the Naturopathic Doctors Act and related regulations.

Internal outreach was also conducted. The committee offered presentations to physician and surgeon stakeholders of the Medical Board and Osteopathic Medical Board of California. The presentations included the education and training of naturopathic doctors (ND), and the differences of uneducated and unregulated "naturopaths" who do not meet the requirements to become a licensed ND, to ensure a factual understanding of the reason that NDs are primary care doctors. The committee also worked with the Bureau for Private Postsecondary Education to amend outdated policies in approving schools that offer ND educational programs. This resulted in denying schools that do not meet the minimum standards from offering an ND degree.

The licensing unit continues to exceed performance processing times. This falls in line with the Committee's goals of providing excellent service to licensees while protecting consumers. Additionally, the prior backlog of complaints was processed by the enforcement unit. The unit also continues to increase efficiencies in investigating and processing enforcement cases (complaints) within the performance measure guidelines.

The Committee adopted and amended a prior version of the *Disciplinary Guidelines*, Senate Bill 1441 (Ridley-Thomas, Statutes of 2008) Substance Abusing Licensees, and SB 1111 (McLeod, statutes of 2010) Consumer Protection Enforcement Initiative, and is

currently working with DCA's legal unit to prepare the regulation package. Incorporating the guidelines and adopting the triggers for substance abusing licensees will further assist to protect consumers from potential harm.

NEW LEGISLATION

(Extends through 2018)

SB 796 (Hill, Chapter 600, Statutes of 2017) The naturopathic doctor sunrise passed the legislative process. Effective January 1, 2018, this bill allows the continuation of regulation for naturopathic medicine in California. Additionally, this bill allows additional oversight of continuing education.

SB 1480 (Hill, Chapter 571, Statutes of 2018) This sunset cleanup bill, once chaptered, will increase current fees and set both fee floors and ceilings. If chaptered, the fee increase will be effective as of January 1, 2019.

The Committee continues to work on further clarifying current statutes through regulations and has changes pending currently. Legislation with Department-wide impact or involving multiple healing arts programs is also discussed in the Healing Arts Legislation and DCA-wide Legislation sections of this report on pages 9 and 10.

LICENSE REQUIREMENTS

License Requirements	Y/N?
DEGREE/PROFESSIONAL SCHOOLING	Y
QUALIFYING EXPERIENCE (MAY INCLUDE EDUCATION)	Y
EXAMINATION	Y
CONTINUING EDUCATION/COMPETENCY	Y
FINGERPRINT REQUIREMENT	Y

FEES*

License Type/Fee Type	Actual Fee	Statutory Limit
APPLICATION FEE	\$400	\$400
INITIAL LICENSE FEE**	\$800	\$800
RENEWAL LICENSING FEE	\$800	\$800
LATE RENEWAL FEE	\$150	\$150
DUPLICATE LICENSE OR CERTIFICATE	\$25	\$25
CURES	\$12	\$12

*Additional Fees may be required. Refer to the Board Laws and Regulation for details.

**This fee is prorated based on month of birth.

Summary of Licensing Activity

Initial Licenses/Certificates/Permits			
TYPE	APPS RECEIVED	ISSUED	RENEWED
APPLICATION PART 1	102	94	N/A
APPLICATION PART 2	111	94	N/A
RENEWAL APPLICATIONS	N/A	N/A	324
TOTAL	N/A	94	324

Licensing Population by Type			
TYPE	CERTIFICATES/ PERMITS	LICENSES/ REGISTRATIONS	APPROVALS
ACTIVE	N/A	745	N/A
INACTIVE	N/A	19	N/A
DELINQUENT	N/A	135	N/A
TOTAL	N/A	899	N/A

Renewal and Continuing Education (CE)		
TYPE	FREQUENCY OF RENEWAL	NUMBER CE HOURS REQUIRED EACH CYCLE
NATUROPATHIC DOCTOR (ND)	BIENNIAL	60 CEUS (20 PHARM)

Exams Results			
EXAM TITLE	PASS	FAIL	TOTAL
NATUROPATHIC PHYSICIANS LICENSING EXAMINATION (NPLEX)	45	6	51
EXAM RETAKE	5	8	13

Summary of Enforcement Activity

Consumer Complaints—Intake	
43	RECEIVED
0	CLOSED WITHOUT REFERRAL FOR INVESTIGATION
42	REFERRED FOR INVESTIGATION
1	PENDING

Conviction/Arrest Notification Complaints	
5	RECEIVED
6	CLOSED/REFERRED FOR INVESTIGATION
0	PENDING

Inspections	
	N/A

Investigations	
6	OPENED
0	CLOSED
74	PENDING

Number of Days to Complete Intake and Investigations	
33	UP TO 90 DAYS
4	91 TO 180 DAYS
2	181 DAYS TO 1 YEAR
3	1 TO 2 YEARS
1	2 TO 3 YEARS
2	OVER 3 YEARS
0	AVERAGE NUMBER OF DAYS TO COMPLETE INTAKE AND INVESTIGATIONS

Citations and Fines	
2	ISSUED
2	ISSUED WITH A FINE
0	WITHDRAWN
0	DISMISSED
92	AVERAGE NUMBER OF DAYS TO ISSUE A CITATION AND FINE

NATUROPATHIC MEDICINE COMMITTEE

Total Amount of Fines

\$5,500	ASSESSED
\$0	REDUCED
\$5,500	COLLECTED

Criminal/Civil Actions

0	REFERRALS FOR CRIMINAL/CIVIL ACTION
0	CRIMINAL ACTIONS FILED
0	CIVIL ACTIONS FILED

Office of the Attorney General/Disciplinary Actions

0	CASES OPENED/INITIATED
0	CASES CLOSED
0	CASES PENDING

Number of Days to Complete AG Cases

N/A	1 YEAR
N/A	1 TO 2 YEARS
N/A	2 TO 3 YEARS
N/A	OVER 3 YEARS
N/A	AVERAGE NUMBER OF DAYS TO IMPOSE DISCIPLINE

Formal Actions Filed/Withdrawn/Dismissed

0	STATEMENTS OF ISSUES FILED
0	ACCUSATIONS FILED
0	RESTRAINING/RESTRICTION/SUSPENSION ORDERS GRANTED
0	STATEMENTS OF ISSUES WITHDRAWN/DISMISSED
0	ACCUSATIONS WITHDRAWN/DISMISSED

Administrative Outcomes/Final Orders

0	LICENSE APPLICATIONS DENIED
0	REVOCATION
0	SURRENDER OF LICENSE
0	PROBATION WITH SUSPENSION
0	SUSPENSION ONLY
0	PROBATION ONLY
0	PUBLIC REPRIMAND
0	OTHER DECISIONS

Petition for Modification or Termination of Probation

0	GRANTED
0	DENIED
0	TOTAL

Petition for Reinstatement of Revoked License/Registration/Certification

0	GRANTED
0	DENIED
0	TOTAL

Cost Recovery to DCA

\$0	ORDERED
\$0	COLLECTED

Restitution to Consumers/Refunds/Savings

\$0	RESTITUTION ORDERED
\$0	AMOUNT REFUNDED
\$0	REWORK AT NO CHARGE
\$0	ADJUSTMENTS/RETURNS/EXCHANGES
\$0	TOTAL SAVINGS ACHIEVED FOR CONSUMERS

Receipt of Complaint to Assignment to Investigator

11	AVERAGE NUMBER OF DAYS
-----------	------------------------

Investigations: Opening to Closing of Case

100	AVERAGE NUMBER OF DAYS
------------	------------------------

Investigations: Closure of Investigation to Imposing Formal Discipline

0	AVERAGE NUMBER OF DAYS
----------	------------------------



Licenses and regulates occupational therapists and occupational therapy assistants.

STAFF:

16.2 civil servant positions
1 exempt

LICENSES, REGISTRATIONS,
PERMITS, AND CERTIFICATES:

17,174

BOARD MEMBERSHIP:

3 public representatives
4 licensees

BOARD STAFF:

Executive Officer:
Heather Martin
heather.martin@dca.ca.gov

Assistant Executive Officer:
Jeff Hanson
jeff.hanson@dca.ca.gov

STRATEGIC PLAN ADOPTED:

2016

www.bot.ca.gov

LAWS AND REGULATIONS:

Business and Professions Codes §§ 2570 – 2571

Title 16, Division 39, California Code of Regulations §§ 4100 – 4187

SUNSET REVIEW:

Last Review: 2017 Next Review: 2021

BOARD MEMBERS:

Name	Appointment Expires	Appointment Type	Appointment Authority
RICHARD BOOKWALTER (PRESIDENT)	DECEMBER 31, 2020	PROFESSIONAL	GOVERNOR
BEATA DRAGA-MORCOS	DECEMBER 31, 2018	PUBLIC	GOVERNOR
JEFFREY FERRO	DECEMBER 31, 2020	PUBLIC	SPEAKER OF THE ASSEMBLY
LAURA HAYTH (SECRETARY)	DECEMBER 31, 2018	PROFESSIONAL	GOVERNOR
DENISE MILLER	DECEMBER 31, 2019	PROFESSIONAL	GOVERNOR
SHARON PAVLOVICH (VICE PRESIDENT)	DECEMBER 31, 2019	PROFESSIONAL	GOVERNOR
VACANT	DECEMBER 31, 2020	PUBLIC	SENATE RULES COMMITTEE

RECIPROCITY

None.

ACCOMPLISHMENTS

The Board increased outreach efforts within the profession and educational programs to share information on BreEZe, the new DCA search function, an overview of the laws and regulations, continuing education requirements, and expectations for ethical practice. Board members and staff attended the Occupational Therapy Association of California Annual Conference in Pasadena. The Board's president, vice president, and executive officer presented a session at the conference titled, "Regulatory Update: Protecting Your License."

The increased use of social media allows the Board to inform stakeholders about the license application and renewal processes, upcoming Board and committee meetings, the new DCA search function, and BreEZe outages.

The Board's operational authority was extended to January 2022, with specified requirements for verbal and written communication with licensees who earn doctoral degrees. Also, a fee was added to query the National Practitioner Data Bank for applicants of licensure and licensure renewal.

The renewal and initial licensing fees and the duplicate license fee were increased effective July 1, 2017. The increases are designed to provide long-term financial stability of the Board's fund condition. Amendments were made to increase the continuing competence credit earned for supervising a student's clinical fieldwork, allowing the supervision hours of a single student to be divided between licensees, and required completion of a specified form for licenses to document that supervision. This also establishes that an exemption from the continuing competence requirement will not be granted for two consecutive renewal periods.

Lastly, occupational therapists and occupational therapy assistants will be required to provide notice to their patients or clients that they are licensed and regulated by the Board. They must also implement a requirement for use of a name tag with specific information or provide an option where the licensee displays a copy of the license in the practice area/office, except for those working in exempted settings.

NEW LEGISLATION

(Extends through 2018)

AB 2221 (Bloom, Chapter 490, Statutes of 2018) makes technical and substantive changes to the Occupational Therapy Practice Act, including but not limited to: revising and updating definitions, including expanding the definition of "occupational therapy"; authorizing an aide to provide support services to an occupational therapy assistant; increasing the ratio of occupational therapists that may supervise occupational therapy assistants from two to three; and modifying title protection provisions relating to doctoral degrees and registrations.

LICENSE REQUIREMENTS

License Requirements	Y/N?
DEGREE/PROFESSIONAL SCHOOLING	Y
QUALIFYING EXPERIENCE (MAY INCLUDE EDUCATION)	Y
EXAMINATION	Y
CONTINUING EDUCATION/COMPETENCY	Y
FINGERPRINT REQUIREMENT	Y

FEES*

License Type/Fee Type	Actual Fee	Statutory Limit
OT BIENNIAL RENEWAL FEE	\$220	\$150/YEAR
OTA BIENNIAL RENEWAL FEE	\$180	\$150/YEAR
OT DELINQUENT RENEWAL FEE	\$110	50% RENEWAL
OTA DELINQUENT RENEWAL FEE	\$90	50% RENEWAL
OT INITIAL LICENSE FEE	\$220 (PRORATED)	\$220 (PRORATED)
OTA INITIAL LICENSE FEE	\$180 (PRORATED)	\$180 (PRORATED)
OT & OTA RETIRE LICENSE FEE	\$25	\$25
OT & OTA APPLICATION FEE	\$50	\$50
OT & OTA LIMITED PERMIT FEE	\$100	
OT & OTA DUPLICATE LICENSE FEE	\$25	
OT & OTA FINGERPRINT FEE	\$49	

*Additional Fees may be required. Refer to the Board Laws and Regulation for details.

Summary of Licensing Activity

Initial Licenses/Certificates/Permits			
TYPE	APPS RECEIVED	ISSUED	RENEWED
OCCUPATIONAL THERAPIST (OT)	1,519	1,308	6,319
OCCUPATIONAL THERAPY ASSISTANT (OTA)	568	471	1,351
OT LIMITED PERMIT	52	39	0
OTA LIMITED PERMIT	29	13	0
TOTAL	2,168	1,831	7,670

Licensing Population by Type			
TYPE	CERTIFICATES/ PERMITS	LICENSES/ REGISTRATIONS	APPROVALS
OCCUPATIONAL THERAPIST (OT)	N/A	13,905	1,617
OCCUPATIONAL THERAPY ASSISTANT (OTA)	N/A	3,269	565
TOTAL	N/A	17,174	2,182

Renewal and Continuing Education (CE)		
TYPE	FREQUENCY OF RENEWAL	NUMBER CE HOURS REQUIRED EACH CYCLE
OCCUPATIONAL THERAPIST	BIENNIAL	24
OCCUPATIONAL THERAPY ASSISTANT	BIENNIAL	24

Exams Results			
EXAM TITLE	PASS	FAIL	TOTAL
NBCOT-OTR	778	166	944
NBCOT-COTA	333	139	472

Summary of Enforcement Activity

Consumer Complaints—Intake	
502	RECEIVED
0	CLOSED WITHOUT REFERRAL FOR INVESTIGATION
501	REFERRED FOR INVESTIGATION
1	PENDING

Conviction/Arrest Notification Complaints	
163	RECEIVED
163	CLOSED/REFERRED FOR INVESTIGATION
0	PENDING

Inspections	
	N/A

Investigations	
665	OPENED
602	CLOSED
288	PENDING

Number of Days to Complete Intake and Investigations	
321	UP TO 90 DAYS
141	91 TO 180 DAYS
47	181 DAYS TO 1 YEAR
54	1 TO 2 YEARS
29	2 TO 3 YEARS
10	OVER 3 YEARS
179	AVERAGE NUMBER OF DAYS TO COMPLETE INTAKE AND INVESTIGATIONS

Citations and Fines	
182	ISSUED
182	ISSUED WITH A FINE
6	WITHDRAWN
12	DISMISSED
246	AVERAGE NUMBER OF DAYS TO ISSUE A CITATION AND FINE

CALIFORNIA BOARD OF OCCUPATIONAL THERAPY

Total Amount of Fines

\$60,495	ASSESSED
\$3,850	REDUCED
\$43,145	COLLECTED

Criminal/Civil Actions

1	REFERRALS FOR CRIMINAL/CIVIL ACTION
1	CRIMINAL ACTIONS FILED
0	CIVIL ACTIONS FILED

Office of the Attorney General/Disciplinary Actions

47	CASES OPENED/INITIATED
21	CASES CLOSED
36	CASES PENDING

Number of Days to Complete AG Cases

11	1 YEAR
3	1 TO 2 YEARS
2	2 TO 3 YEARS
0	OVER 3 YEARS
319	AVERAGE NUMBER OF DAYS TO IMPOSE DISCIPLINE

Formal Actions Filed/Withdrawn/Dismissed

2	STATEMENTS OF ISSUES FILED
28	ACCUSATIONS FILED
0	RESTRAINING/RESTRICTION/SUSPENSION ORDERS GRANTED
0	STATEMENTS OF ISSUES WITHDRAWN/DISMISSED
5	ACCUSATIONS WITHDRAWN/DISMISSED

Administrative Outcomes/Final Orders

0	LICENSE APPLICATIONS DENIED
4	REVOCATION
6	SURRENDER OF LICENSE
0	PROBATION WITH SUSPENSION
0	SUSPENSION ONLY
5	PROBATION ONLY
0	PUBLIC REPRIMAND
1	OTHER DECISIONS

Petition for Modification or Termination of Probation

0	GRANTED
1	DENIED
1	TOTAL

Petition for Reinstatement of Revoked License/Registration/Certification

0	GRANTED
2	DENIED
2	TOTAL

Cost Recovery to DCA

\$10,487.50	ORDERED
\$8,921	COLLECTED

Restitution to Consumers/Refunds/Savings

N/A	RESTITUTION ORDERED
N/A	AMOUNT REFUNDED
N/A	REWORK AT NO CHARGE
N/A	ADJUSTMENTS/RETURNS/EXCHANGES
N/A	TOTAL SAVINGS ACHIEVED FOR CONSUMERS

Receipt of Complaint to Assignment to Investigator

1	AVERAGE NUMBER OF DAYS
----------	------------------------

Investigations: Opening to Closing of Case

179	AVERAGE NUMBER OF DAYS
------------	------------------------

Investigations: Closure of Investigation to Imposing Formal Discipline

319	AVERAGE NUMBER OF DAYS
------------	------------------------



Licenses, registers and regulates optometrists, registered dispensing opticians, contact lens dispensers, spectacle lens dispenser and nonresident contact lens dispensers.

STAFF:

11.4 civil servant positions
1 exempt

LICENSES, REGISTRATIONS,
PERMITS, AND CERTIFICATES:

43,484

BOARD MEMBERSHIP:

5 public representatives
6 licensees

BOARD STAFF:

Executive Officer:
Shara Murphy
shara.murphy@dca.ca.gov

Assistant Executive Officer:
Vacant

STRATEGIC PLAN ADOPTED:

2017

www.optometry.ca.gov

LAWS AND REGULATIONS:

Business and Professions Code §§ 2540 – 2545; §§ 2546 – 2546.10; §§ 2550 – 2569; §§ 3000 – 3167;

Title 16, Division 15, California Code of Regulations §§ 1500 – 1582.

SUNSET REVIEW:

Last Review: 2016 Next Review: 2021

BOARD MEMBERS:

Name	Appointment Expires	Appointment Type	Appointment Authority
CYD BRANDVEIN (PRESIDENT)	JUNE 1, 2021	PUBLIC	GOVERNOR
MADHU CHAWLA	JUNE 1, 2019	PROFESSIONAL	GOVERNOR
MARTHA GARCIA	JUNE 1, 2019	PROFESSIONAL	GOVERNOR
GLENN KAWAGUCHI	JUNE 1, 2022	PROFESSIONAL	GOVERNOR
RACHEL MICHELIN (SECRETARY)	JUNE 1, 2019	PUBLIC	GOVERNOR
DEBRA MCINTYRE	JUNE 1, 2021	PROFESSIONAL	GOVERNOR
MARK MORODOMI	JUNE 1, 2022	PUBLIC	GOVERNOR
MARIA SALAZAR SPERBER	JUNE 1, 2019	PUBLIC	SPEAKER OF THE ASSEMBLY
DAVID TURETSKY (VICE PRESIDENT)	JUNE 1, 2021	PROFESSIONAL	GOVERNOR
LILIAN WANG	JUNE 1, 2022	PROFESSIONAL	GOVERNOR
VACANT	N/A	PUBLIC	SENATE RULES COMMITTEE

RECIPROCITY

Pursuant to Business and Professions Code section 3057, optometrists licensed in another state prior to January 1, 2000 may apply for licensure if they meet specified requirements, including the certification requirements of Business and Professions section 3041.3 to use therapeutic pharmaceutical agents, pay the application fee, and take the Board's jurisprudence exam. For those licensed in another state after January 1, 2000, all requirements are the same except that they must also pass parts one through three of the National Board of Examiners in optometry exam as well as the treatment and management of ocular disease component of the same national exam.

ACCOMPLISHMENTS

Outreach efforts by the Board reached broad audiences. More than 20 public meetings comprised of Board, committee, and workgroup meetings were held. The Board also conducted outreach with optometry students at the California schools of optometry to review common licensing, enforcement, and administrative questions.

The Board continued to work with the Legislature and the California Optometric Association on Assembly Bill 2444 (Burke, 2018), which sought to highlight the importance of comprehensive eye exams for children. Additionally, it appointed a fifth member to the Dispensing Optician Committee, who are tasked with discussing issues that affect the practice of opticianry and making recommendations to the full Board.

The final workshops for occupational analysis performed by the Office of Professional Examination Services (OPES) were completed. OPES surveyed and collaborated with working optometrists to better understand the knowledge and skills required for the modern practice of their profession in California.

The enforcement unit issued 54 citations—the largest amount of any fiscal year—while also decreasing the average number of days to impose discipline by 12 percent. Additionally, there was an 86 percent increase in attorney general (AG) transmittals, along with a 50 percent increase in AG case closures.

The licensing unit reported that the most recent quarter saw no paper applications received, indicating positive movement toward achieving the strategic plan goal of converting to a fully digital application process. They also reported a shrinking of the backlog of applications for the registered dispensing optician (RDO) program and began the process of planning for the newly mandated elimination of the branch office license type.

NEW LEGISLATION

(Extends through 2018)

SB 762 (Hernandez, Chapter 330, Statutes of 2018)

authorizes optometrists to administer vaccines if they complete immunization training programs endorsed by the Accreditation Council for Pharmacy Education. This bill also corrects erroneous cross-references in the Optometry Act, and makes other technical, nonsubstantive changes to statute.

SB 1386 (McGuire, Chapter 334, Statutes of 2018)

eliminates the Board's branch office licensure and supervision requirement, which functionally limits the number of offices an optometrist may own and operate to two, and instead authorizes optometrists or a group of optometrists to own up to 11 branches.

LICENSE REQUIREMENTS

License Requirements	Y/N?
DEGREE/PROFESSIONAL SCHOOLING	Y
QUALIFYING EXPERIENCE (MAY INCLUDE EDUCATION)	Y
EXAMINATION	Y
CONTINUING EDUCATION/COMPETENCY	Y
FINGERPRINT REQUIREMENT	Y

FEES*

License Type/Fee Type	Actual Fee	Statutory Limit
OPTOMETRIST	\$275	\$275
BRANCH OFFICE LICENSE	\$75	\$75
STATEMENT OF LICENSURE	\$40	\$40
FICTITIOUS NAME PERMIT	\$50	\$50
REGISTERED DISPENSING OPTICIAN	\$200	\$300
REGISTERED CONTACT LENS DISPENSER	\$200	\$300
REGISTERED SPECTACLE LENS DISPENSER	\$200	\$300
NONRESIDENT CONTACT LENSE SELLER	\$200	\$200
DIAGNOSTIC PHARMACEUTICAL AGENT CERTIFICATION	N/A	N/A
THERAPEUTIC PHARMACEUTICAL AGENT CERTIFICATION	\$25	N/A
LACRIMAL IRRIGATION AND DILATION CERTIFICATION	\$25	\$50
GLAUCOMA CERTIFICATION	\$35	\$50

*Additional Fees may be required. Refer to the Board Laws and Regulation for details.

Summary of Licensing Activity

Initial Licenses/Certificates/Permits			
TYPE	APPS RECEIVED	ISSUED	RENEWED
OPTOMETRIST	351	210	3740
BRANCH OFFICE LICENSE	80	76	348
STATEMENT OF LICENSURE	279	245	355
FICTITIOUS NAME PERMIT	174	150	1436
REGISTERED DISPENSING OPTICIAN	210	119	591
REGISTERED CONTACT LENS DISPENSER	154	114	397
REGISTERED SPECTACLE LENS DISPENSER	401	301	930
NONRESIDENT CONTACT LENSE SELLER	3	2	3
TOTAL	1,652	1,217	7,800

Licensing Population by Type			
TYPE	CERTIFICATES/ PERMITS	LICENSES/ REGISTRATIONS	APPROVALS
OPTOMETRIST	N/A	8,238	N/A
BRANCH OFFICE LICENSE	N/A	460	N/A
STATEMENT OF LICENSURE	N/A	1,418	N/A
FICTITIOUS NAME PERMIT	1,658	N/A	N/A
REGISTERED DISPENSING OPTICIAN	N/A	1,479	N/A
REGISTERED CONTACT LENS DISPENSER	N/A	1,393	N/A
REGISTERED SPECTACLE LENS DISPENSER	N/A	3,593	N/A
NONRESIDENT CONTACT LENSE SELLER	N/A	13	N/A
DIAGNOSTIC PHARMACEUTICAL AGENT CERTIFICATION	8,176	N/A	N/A
THERAPEUTIC PHARMACEUTICAL AGENT CERTIFICATION	7,747	N/A	N/A
LACRIMAL IRRIGATION AND DILATION CERTIFICATION	4,780	N/A	N/A
GLAUCOMA CERTIFICATION	4,530	N/A	N/A
TOTAL	26,891	16,593	N/A

Renewal and Continuing Education (CE)

TYPE	FREQUENCY OF RENEWAL	NUMBER CE HOURS REQUIRED EACH CYCLE
OPTOMETRIST	EVERY 2 YEARS	40-50
BRANCH OFFICE LICENSE	EVERY 2 YEARS	N/A
STATEMENT OF LICENSURE	EVERY 2 YEARS	N/A
FICTITIOUS NAME PERMIT	EVERY YEAR	N/A
REGISTERED DISPENSING OPTICIAN	EVERY 2 YEARS	N/A
REGISTERED CONTACT LENS DISPENSER	EVERY 2 YEARS	N/A
REGISTERED SPECTACLE LENS DISPENSER	EVERY 2 YEARS	N/A
NONRESIDENT CONTACT LENSE SELLER	EVERY 2 YEARS	N/A

Exams Results

EXAM TITLE	PASS	FAIL	TOTAL
CLRE	239	32	271

Summary of Enforcement Activity

Consumer Complaints—Intake

342	RECEIVED
56	CLOSED WITHOUT REFERRAL FOR INVESTIGATION
286	REFERRED FOR INVESTIGATION
0	PENDING

Conviction/Arrest Notification Complaints

113	RECEIVED
113	CLOSED/REFERRED FOR INVESTIGATION
0	PENDING

Inspections

0

Investigations

286	OPENED
315	CLOSED
289	PENDING

Number of Days to Complete Intake and Investigations

123	UP TO 90 DAYS
51	91 TO 180 DAYS
51	181 DAYS TO 1 YEAR
64	1 TO 2 YEARS
23	2 TO 3 YEARS
3	OVER 3 YEARS
257	AVERAGE NUMBER OF DAYS TO COMPLETE INTAKE AND INVESTIGATIONS

Citations and Fines

54	ISSUED
54	ISSUED WITH A FINE
17	WITHDRAWN
0	DISMISSED
438	AVERAGE NUMBER OF DAYS TO ISSUE A CITATION AND FINE

Total Amount of Fines

\$1,329,250	ASSESSED
\$637,250	REDUCED
\$18,750	COLLECTED

Criminal/Civil Actions

0	REFERRALS FOR CRIMINAL/CIVIL ACTION
0	CRIMINAL ACTIONS FILED
0	CIVIL ACTIONS FILED

Office of the Attorney General/Disciplinary Actions

41	CASES OPENED/INITIATED
18	CASES CLOSED
45	CASES PENDING

Number of Days to Complete AG Cases

0	1 YEAR
5	1 TO 2 YEARS
6	2 TO 3 YEARS
6	OVER 3 YEARS
1,035	AVERAGE NUMBER OF DAYS TO IMPOSE DISCIPLINE

Formal Actions Filed/Withdrawn/Dismissed

8	STATEMENTS OF ISSUES FILED
18	ACCUSATIONS FILED
0	RESTRAINING/RESTRICTION/SUSPENSION ORDERS GRANTED
0	STATEMENTS OF ISSUES WITHDRAWN/DISMISSED
1	ACCUSATIONS WITHDRAWN/DISMISSED

Administrative Outcomes/Final Orders

11	LICENSE APPLICATIONS DENIED
5	REVOCATION
5	SURRENDER OF LICENSE
1	PROBATION WITH SUSPENSION
0	SUSPENSION ONLY
5	PROBATION ONLY
1	PUBLIC REPRIMAND
0	OTHER DECISIONS

Petition for Modification or Termination of Probation

0	GRANTED
1	DENIED
1	TOTAL

Petition for Reinstatement of Revoked License/Registration/Certification

0	GRANTED
1	DENIED
1	TOTAL

Cost Recovery to DCA

\$59,502.66	ORDERED
\$26,950.07	COLLECTED

Restitution to Consumers/Refunds/Savings

\$0	RESTITUTION ORDERED
\$0	AMOUNT REFUNDED
\$0	REWORK AT NO CHARGE
\$0	ADJUSTMENTS/RETURNS/EXCHANGES
\$0	TOTAL SAVINGS ACHIEVED FOR CONSUMERS

Receipt of Complaint to Assignment to Investigator

2	AVERAGE NUMBER OF DAYS
----------	------------------------

Investigations: Opening to Closing of Case

257	AVERAGE NUMBER OF DAYS
------------	------------------------

Investigations: Closure of Investigation to Imposing Formal Discipline

525	AVERAGE NUMBER OF DAYS
------------	------------------------



Osteopathic Medical Board of California

Licenses and regulates osteopathic
physicians and surgeons.

STAFF:

10.5 civil servant positions
1 exempt

LICENSES, REGISTRATIONS,
PERMITS, AND CERTIFICATES:

11,471

BOARD MEMBERSHIP:

4 public representatives
5 licensees

BOARD STAFF:

Executive Director:

Angie Burton

angie.burton@dca.ca.gov

Assistant Executive Director:

Terri Thornfinnson, J.D.

terri.thornfinnson@dca.ca.gov

STRATEGIC PLAN ADOPTED:

2016

www.ombc.ca.gov

LAWS AND REGULATIONS:

Business and Professions Code § 3600, Osteopathic Act; Business and Professions Code §§ 2000 – 2459.7;

California Code of Regulations, Title 16, Division 16, §§ 1600 – 1697

SUNSET REVIEW:

Last Review: 2017

Next Review: 2021

BOARD MEMBERS:

Name	Appointment Expires	Appointment Type	Appointment Authority
CYRUS BUHARI, D.O. (SECRETARY/TREASURER)	JUNE 1, 2019	PROFESSIONAL	GOVERNOR
ELIZABETH JENSEN- BLUMBERG, D.O.	JUNE 1, 2019	PROFESSIONAL	GOVERNOR
CLAUDIA MERCADO	JUNE 1, 2019	PUBLIC	SENATE RULES COMMITTEE
ANDREW MORENO	JANUARY 1, 2021	PUBLIC	GOVERNOR
CHERYL WILLIAMS	JANUARY 1, 2021	PUBLIC	GOVERNOR
JOSEPH ZAMMUTO, D.O. (PRESIDENT)	JUNE 1, 2019	PROFESSIONAL	GOVERNOR
VACANT	N/A	PROFESSIONAL	GOVERNOR
VACANT	N/A	PUBLIC	SPEAKER OF THE ASSEMBLY
VACANT	N/A	PROFESSIONAL	GOVERNOR

RECIPROCITY

Per Business and Professions Code section 2153.5, the Board accepts licensees from any state that requires passage of the Comprehensive Osteopathic Medical Licensing Examination (COMLEX) levels 1, 2CE, 2PE and 3 as their written examination for licensure. Any other state written examination may be considered for approval and acceptance by the Board on a case-by-case basis.

ACCOMPLISHMENTS

The Board developed regulations to streamline the license renewal process by moving to a self-certification and audit-based Continuing Medical Education (CME) review process. The Board also developed regulation for the “Notice to Consumer” pursuant to Business and Professions Code (BPC) section 2026, to require licensees to provide notice to their patients that the practitioner is licensed in this state by the Board, the practitioner’s license can be checked, and complaints against the practitioner can be made through the Board’s website or by contacting the Board directly.

Regulatory language was developed to create a fee schedule, developing the path towards replacing the manual initial application process with an online application process. This regulation will enable BreZE to calculate the correct amount billed for initial license fee and apply the accurate license expiration date.

Regulatory language was also developed to add cite and finable offense code sections to California Code of Regulations, title 16, division 16, article 12.3, section 1659.31; and language to update the Disciplinary Guidelines of 1996.

Senate Bill 798 (Hill, Chapter 775, Statutes of 2017) created a new postgraduate training license pursuant to BPC section 2064.5, which becomes effective January 1, 2020. Staff began working on implementation of this new license type.

The Board submitted a budget change proposal to request an increase in appropriations for enforcement, specifically to cover investigation costs and expert reviewer costs; as well as a budget change proposal to implement SB 798 which sought position authority funding for two additional staff.

NEW LEGISLATION

(Extends through 2018)

There was no enacted legislation solely related to this program in 2018. Legislation with Department-wide impact or involving multiple healing arts programs is also discussed in the Healing Arts Legislation and DCA-wide Legislation sections of this report on pages 9 and 10.

LICENSE REQUIREMENTS

License Requirements	Y/N?
DEGREE/PROFESSIONAL SCHOOLING	Y
QUALIFYING EXPERIENCE (MAY INCLUDE EDUCATION)*	Y
EXAMINATION	Y
CONTINUING EDUCATION/COMPETENCY**	Y
FINGERPRINT REQUIREMENT	Y

*Internship/Residency

**CME only after becoming licensed

FEES*

License Type/Fee Type	Actual Fee	Statutory Limit
P&S* APPLICATION FEE	\$200	\$400
P&S INITIAL LICENSING FEE**	\$400	\$400
P&S BIENNIAL ACTIVE LICENSE RENEWAL	\$400	\$400
P&S BIENNIAL INACTIVE LICENSE RENEWAL	\$300	\$300
P&S BIENNIAL ACTIVE DELINQ FEE	\$100	\$100
P&S BIENNIAL INACTIVE DELINQ FEE	\$75	\$75
FICTITIOUS NAME PERMIT APP FEE	\$100	\$100
FICTITIOUS NAME PERMIT RENEWAL FEE	\$50	\$50
ENDORSEMENT	\$25	\$25
DUPLICATE CERTIFICATE	\$25	\$25
CURES CONTRIBUTION***	(DUE TO OTHER FUND OSHP) \$12	\$12
STEPHEN THOMPSON PHYSICIANS CORP LOAN REPAYMENT PROGRAM****	(DUE TO OTHER FUND) \$25	\$25

*P&S=Physician and surgeon

**Initial fee is prorated

***\$6/yr collected with biennial renewal, B&P Code 208(a)

****Collected at renewal B&P Code 2436.5 and initial licensure B&P Code 2455.1

Summary of Licensing Activity

Initial Licenses/Certificates/Permits			
TYPE	APPS RECEIVED	ISSUED	RENEWED
OSTEOPATHIC PHYSICIAN & SURGEON*	873	891	3,976
FICTITIOUS NAME PERMIT*	142	118	652
TOTAL	1,015	1,009	4,628

*(Licenses are renewed every other year)

***(Permits are renewed annually)

Licensing Population by Type			
TYPE	CERTIFICATES/ PERMITS	LICENSES/ REGISTRATIONS	APPROVALS
OSTEOPATHIC P&S ACTIVE*	N/A	8,868	N/A
OSTEOPATHIC P&S INACTIVE	N/A	573	N/A
OSTEOPATHIC P&S DELINQ*	N/A	1,070	N/A
FICTITIOUS NAME PERMIT CURRENT	728	N/A	N/A
FICTITIOUS NAME PERMIT DELINQ	232	N/A	N/A
TOTAL	960	10,511	N/A

*P&S=Physician and Surgeon

**B&P Code section 2427

Renewal and Continuing Education (CE)		
TYPE	FREQUENCY OF RENEWAL	NUMBER CE HOURS REQUIRED EACH CYCLE
OSTEOPATHIC PHYSICIANS & SURGEONS	BIENNIALY	100 HRS*

*(40 hours must be AOA category 1A or 1B)

Exams Results			
EXAM TITLE	PASS	FAIL	TOTAL
COMLEX LEVELS 1, 2CE, 2PE AND 3*	N/A	N/A	N/A

*OMBC does not track number of pass/failures

Summary of Enforcement Activity

Consumer Complaints—Intake	
547	RECEIVED
2	CLOSED WITHOUT REFERRAL FOR INVESTIGATION
547	REFERRED FOR INVESTIGATION
34	PENDING

Conviction/Arrest Notification Complaints	
16	RECEIVED
16	CLOSED/REFERRED FOR INVESTIGATION
1	PENDING

Inspections	
	N/A

Investigations	
506	OPENED
549	CLOSED
104	PENDING

Number of Days to Complete Intake and Investigations	
277	UP TO 90 DAYS
171	91 TO 180 DAYS
59	181 DAYS TO 1 YEAR
21	1 TO 2 YEARS
11	2 TO 3 YEARS
0	OVER 3 YEARS
139	AVERAGE NUMBER OF DAYS TO COMPLETE INTAKE AND INVESTIGATIONS

Citations and Fines	
4	ISSUED
4	ISSUED WITH A FINE
0	WITHDRAWN
0	DISMISSED
73	AVERAGE NUMBER OF DAYS TO ISSUE A CITATION AND FINE

Total Amount of Fines

\$5,000	ASSESSED
\$0	REDUCED
\$3,000	COLLECTED

Criminal/Civil Actions

2	REFERRALS FOR CRIMINAL/CIVIL ACTION
2	CRIMINAL ACTIONS FILED
0	CIVIL ACTIONS FILED

Office of the Attorney General/Disciplinary Actions

36	CASES OPENED/INITIATED
18	CASES CLOSED
30	CASES PENDING

Number of Days to Complete AG Cases

6	1 YEAR
2	1 TO 2 YEARS
5	2 TO 3 YEARS
5	OVER 3 YEARS
734	AVERAGE NUMBER OF DAYS TO IMPOSE DISCIPLINE

Formal Actions Filed/Withdrawn/Dismissed

1	STATEMENTS OF ISSUES FILED
17	ACCUSATIONS FILED
6	RESTRAINING/RESTRICTION/SUSPENSION ORDERS GRANTED
0	STATEMENTS OF ISSUES WITHDRAWN/DISMISSED
0	ACCUSATIONS WITHDRAWN/DISMISSED

Administrative Outcomes/Final Orders

1	LICENSE APPLICATIONS DENIED
2	REVOCATION
3	SURRENDER OF LICENSE
0	PROBATION WITH SUSPENSION
0	SUSPENSION ONLY
4	PROBATION ONLY
8	PUBLIC REPRIMAND
0	OTHER DECISIONS

Petition for Modification or Termination of Probation

1	GRANTED
2	DENIED
3	TOTAL

Petition for Reinstatement of Revoked License/Registration/Certification

0	GRANTED
0	DENIED
0	TOTAL

Cost Recovery to DCA

\$25,939.50	ORDERED
\$34,322.81	COLLECTED

Restitution to Consumers/Refunds/Savings

N/A	RESTITUTION ORDERED
N/A	AMOUNT REFUNDED
N/A	REWORK AT NO CHARGE
N/A	ADJUSTMENTS/RETURNS/EXCHANGES
N/A	TOTAL SAVINGS ACHIEVED FOR CONSUMERS

Receipt of Complaint to Assignment to Investigator

36	AVERAGE NUMBER OF DAYS
-----------	------------------------

Investigations: Opening to Closing of Case

139	AVERAGE NUMBER OF DAYS
------------	------------------------

Investigations: Closure of Investigation to Imposing Formal Discipline

734	AVERAGE NUMBER OF DAYS
------------	------------------------



CALIFORNIA STATE BOARD OF PHARMACY

Licenses and regulates pharmacies, pharmacists, pharmacist interns, pharmacy technicians and drug wholesalers.

STAFF:

114.5 PY civil servant positions
1 exempt

LICENSES, REGISTRATIONS,
PERMITS, AND CERTIFICATES:

139,640

BOARD MEMBERSHIP:

6 public representatives
7 licensees

BOARD STAFF:

Executive Officer:
Virginia Herold
virginia.herold@dca.ca.gov

Assistant Executive Officer:
Anne Sodergren
anne.sodergren@dca.ca.gov

STRATEGIC PLAN ADOPTED:

2017

www.pharmacy.ca.gov

LAWS AND REGULATIONS:

Business and Professions Codes §§ 4000 – 4426;

Title 16, Division 17, California Code of Regulations, §§ 1702 – 1793.8

SUNSET REVIEW:

Last Review: 2016

Next Review: 2020

BOARD MEMBERS:

Name	Appointment Expires	Appointment Type	Appointment Authority
RYAN BROOKS	JUNE 1, 2020	PUBLIC	GOVERNOR
LAVANZA "KERCHERYL" BUTLER	JUNE 1, 2021	PROFESSIONAL	GOVERNOR
MARIA SERPA	JUNE 1, 2022	PROFESSIONAL	GOVERNOR
AMJAD MAHMOOD KHAN	MARCH 1, 2021	PUBLIC	SPEAKER OF THE ASSEMBLY
VICTOR LAW (PRESIDENT)	JUNE 1, 2020	PROFESSIONAL	GOVERNOR
GREGORY LIPPE (VICE PRESIDENT)	JUNE 1, 2020	PUBLIC	GOVERNOR
VALERIE MUÑOZ	AUGUST 1, 2020	PUBLIC	SENATE RULES COMMITTEE
RICARDO SANCHEZ	JUNE 1, 2022	PUBLIC	GOVERNOR
ALLEN SCHAAD (TREASURER)	JUNE 1, 2019	PROFESSIONAL	GOVERNOR
DEBORAH VEALE	JUNE 1, 2021	PROFESSIONAL	GOVERNOR
STANLEY WEISSER	JUNE 1, 2019	PROFESSIONAL	GOVERNOR
ALBERT WONG	JUNE 1, 2020	PROFESSIONAL	GOVERNOR
SHIRLEY B. KIM	JUNE 1, 2022	PUBLIC	GOVERNOR

RECIPROCITY

None.

ACCOMPLISHMENTS

The Board surveyed patients about the quality of their experiences with pharmacist consultation for mail-order prescriptions. Based on the findings, the Board added specific requirements in rulemaking to amend California Code of Regulations, title 16, section 17072. This change will help ensure mail-order patients receive essential information for taking their medications properly, have access to a consultation, have timely access to a pharmacist and translation services upon request, and information on how to file a complaint.

The Board sponsored five full-day continuing education forums for pharmacists on prescription drug abuse topics, two in Elk Grove, Claremont, San Francisco and Los Angeles. About 1,000 pharmacists attended these training events with the Drug Enforcement Administration (DEA) in 2017. Session topics included trends in drug diversion, preventing drug losses, corresponding responsibility, preparing for Board and DEA inspections, and CURES. Many pharmacists also received training in furnishing naloxone, an antidote to opioid overdose, pursuant to the Board's naloxone protocol. Continuing education (CE) is an important tool for pharmacists to help stop drug diversion and prevent drug abuse in their communities.

The Board also developed a webinar on law and ethics providing one hour of free CE credit for pharmacists. The webinar is the first CE course created in accordance with new regulations requiring pharmacists to earn two hours on law and ethics, out of 30 CE hours, required for license renewal. The online course can be viewed anytime by pharmacists and will provide important and timely information about new pharmacy laws.

The Board and the Food and Drug Administration issued about 300 recall alerts and other email warnings by drug manufacturers at the pharmacy or patient level. Email alerts protect consumers and public health by instantly notifying licensees and the public of product recalls, alerts, advisories, and withdrawals. The Board also responded to state of emergency declarations in five counties by issuing alerts to help pharmacists care for patients suddenly displaced from their homes due to wildfires. The email alerts advised pharmacists of key provisions of California law related to furnishing prescription drugs during an emergency; providing emergency refills without prescriber authorization; and operating a mobile pharmacy in a declared emergency area. Additionally, two cease-and-desist orders were issued to stop compounding sterile and nonsterile drug products.

An occupational analysis survey was launched for the pharmacy technician license, pursuant to Business and Professions Code section 139. The survey is intended to determine what duties and types of knowledge are required for licensure as a pharmacy technician in California in both inpatient and outpatient settings.

The Board increased efforts to raise public awareness of prescription drug abuse and proper disposal of unused medications. A billboard was developed with the design and message, "Use, Don't Abuse." The billboards were provided at no cost by advertising firm Outfront Media. In addition, the Board is developing an online search tool to help consumers find nearby locations for drug take-back programs, including collection receptacles and mail-back envelopes. The measures will combat prescription drug abuse by raising public awareness and providing options for consumers to safely dispose of unwanted, unused, or outdated prescription medications.

NEW LEGISLATION

(Extends through 2018)

AB 315 (Wood, Chapter 905, Statutes of 2018) requires pharmacies to inform customers whether the retail price for a prescription is lower than the customer's cost-sharing amount. This bill also requires whichever price is paid to constitute the applicable cost-sharing amount and still be applied to the beneficiary's deductible and out-of-pocket maximum. This bill also places various requirements on pharmacy benefit managers beginning January 1, 2020, including to register with the Department of Managed Health Care, exercise good faith and fair dealing, and disclose information with respect to prescription product benefits specific to the consumer for all retail, mail order, specialty, and compounded prescription products upon a consumer's request. This bill also requires the Department of Managed Health Care to establish a Task Force on Pharmacy Benefit Management Reporting by July 1, 2019 to determine what information related to pharmaceutical costs it should require to be reported by health plans or their pharmacy benefit managers. Lastly, this bill establishes a pilot program beginning January 1, 2020 until January 1, 2023 in Riverside and Sonoma Counties to assess the impact of health plan and pharmacy benefit manager prohibitions on the dispensing of certain amounts of prescription drugs by network retail pharmacies.

AB 1812 (Assembly Committee on Budget, Chapter 36, Statutes of 2018) is a budget trailer bill that, among numerous statutory changes related to the California Department of Corrections and Rehabilitation, law enforcement, and other emergency responders, requires correctional clinics in facilities run by the Department of Corrections and Rehabilitation to be licensed by

the Board. This bill also requires the Board to make a thorough investigation of whether the correctional clinic qualifies for licensure, and authorizes correctional clinics and correctional pharmacies to administer and dispense Schedule II through Schedule V controlled substances upon obtaining licensure. This bill took effect immediately.

AB 2037 (Bonta, Chapter 647, Statutes of 2018),

effective September 21, 2018, authorizes a pharmacy to use an automated patient dispensing system to provide pharmacy services to patients who qualify under Medi-Cal and to clinics that qualify as “covered entities” eligible to purchase and dispense drugs at reduced costs under a federal drug pricing program. This bill also creates a new license type, specifying that the pharmacy must obtain a license from the board for each automated patient dispensing system and is responsible for the security, operation, and maintenance of the automated patient dispensing system.

AB 2256 (Santiago, Chapter 259, Statutes of 2018)

authorizes a pharmacy or wholesaler to furnish an opioid antagonist without a prescription, if certain conditions are met, to a law enforcement agency for the purposes of administering appropriate aid to anyone suffering from an overdose.

AB 2576 (Aguiar-Curry, Chapter 716, Statutes of 2018)

authorizes a healthcare clinic licensed by the Board, during a federal, state, or local emergency, to purchase drugs at wholesale for administration or dispensing to patients, and to furnish dangerous drugs or devices in reasonable quantities without a prescription. This bill also authorizes the Board to continue to waive the application of laws governing pharmacies and drug dispensation for up to 90 days following the termination of the declared emergency. In addition, this bill clarifies existing law to allow providers to conduct telephonic visits during declared emergencies, and to allow health centers to bill for services provided outside of the clinic setting, when the clinic is not available or accessible.

AB 2859 (Caballero, Chapter 240, Statutes of 2018)

requires pharmacies that dispense Schedule II, III, or IV drugs to display safe storage products within the premises and close to the pharmacy department, unless the pharmacy is owned and operated primarily by at least one board-licensed pharmacist who has management and control over four or fewer pharmacies. This bill also requires the Board to assess a fine against a pharmacy that violates this requirement; however, this bill allows the Board to choose to waive administrative action against the pharmacy if the Board determines that compliance with the law would create a financial hardship for the pharmacy or if the pharmacy is temporarily out of stock of the products. The provisions of this bill sunset on January 1, 2023.

AB 2863 (Nazarian, Chapter 770, Statutes of 2018)

limits the amount a health care service plan or health insurance plan (health plan) may require a beneficiary to pay at the point of sale for a covered prescription medication to the lesser of the applicable cost-sharing amount or the retail price. This bill requires pharmacies to inform customers whether the retail price for a prescription is lower than the customer’s cost-sharing amount. This bill also requires whichever price is paid to constitute the applicable cost-sharing amount and still be applied to the beneficiary’s deductible and out-of-pocket maximum. Finally, this bill prohibits a health plan from requiring a pharmacist or pharmacy to charge or collect a copayment that exceeds the total charges submitted by the pharmacy.

SB 212 (Jackson, Chapter 1004, Statutes of 2018)

requires covered entities, as defined, that sell drugs or sharps within California, defined as covered products, to develop and implement a statewide pharmaceutical and sharps stewardship plan for the collection and proper disposal of home-generated pharmaceutical and sharps waste. The bill allows the statewide pharmaceutical and sharps stewardship plan to be developed by covered entities individually or collectively as a group under a stewardship organization under the definition of program operators. This bill also requires the Department of Resources, Recycling, and Recovery to oversee the statewide pharmaceutical and sharps stewardship plan. Under this bill, the California Department of Public Health, the Board, and the Department of Toxic Substances Control will assist the Department of Resources, Recycling, and Recovery by accepting and verifying specified information from program operators and retail pharmacies. The Board is required to develop and maintain a list of every drug sold in California. Additionally, the Board is required to review every stewardship plan submitted by a stewardship organization for compliance with all applicable federal and state laws.

SB 1254 (Stone, Chapter 697, Statutes of 2018)

requires a pharmacist at a hospital pharmacy to obtain an accurate medication profile, or list, for each high-risk patient upon admission if specific conditions are met, and authorizes an intern pharmacist or a pharmacy technician to perform this task if certain conditions are satisfied. This bill authorizes the Board to adopt rules and regulations to monitor and enforce these provisions.

SB 1442 (Wiener, Chapter 569, Statutes of 2018)

prohibits a community pharmacy from requiring a pharmacist to engage in the practice of pharmacy when the pharmacy is open, unless another employee of the pharmacy or an employee of the establishment within which the pharmacy is located, is made available to assist the pharmacist. This bill exempts the following

pharmacies from the proposed staffing requirement: inpatient and outpatient hospital pharmacies; pharmacies owned or operated by a federal, state, local, or tribal government entity; pharmacies where the owners own less than four pharmacies in this state; pharmacies where controlled substances are not furnished; pharmacies with a drive-through window when only the drive-through window is open; and pharmacies that are owned and operated primarily by a health care service plan that meets specified criteria.

SB 1447 (Hernandez, Chapter 666, Statutes of 2018)

replaces the Board's current automated drug delivery system (ADDS) registration requirements with a licensing program that recognizes the different uses for such a device. The measure establishes definitions for the two different functions of ADDS, as automated unit dose system, used for administration, and automated patient dispensing system (APDS), used for dispensing directly to the patient, as well as establishes the requirements for each. This bill, among other provisions: 1) replaces existing provisions related to the use of automated drug delivery systems in Article 25 of Chapter 9 of Division 2 of the Business and Professions Code; 2) creates a licensing program under the Board for the use of such devices; 3) defines what an automated drug delivery system is and expands placement of the systems to specifically authorized locations; 4) places certain requirements on the licensee related to the ownership, stocking, and transfer of the drugs stored in the device; 5) places additional conditions on APDS that are used to dispense medication to patients; 6) authorizes pharmacy inspectors to inspect automated drug delivery systems for compliance with these provisions; and 7) requires the Board to report on certain statistics related to the use and prevalence of automated drug delivery systems throughout the state's health care system as part of their 2024 sunset evaluation process.

LICENSE REQUIREMENTS

License Requirements	Y/N?
DEGREE/PROFESSIONAL SCHOOLING	Y
QUALIFYING EXPERIENCE (MAY INCLUDE EDUCATION)	Y
EXAMINATION	Y
CONTINUING EDUCATION/COMPETENCY	Y
FINGERPRINT REQUIREMENT	Y

* required for RPH, for APH, TCH, EXC, EXV, DRL, DRR see Business and Professions Code §§ 4053-4053.2, 4200, 4202, 4208

FEES*

License Type/Fee Type	Actual Fee	Statutory Limit
TEMP FOOD-ANIMAL DRUG RETAILER LICENSE	\$250	\$250
NON-RESIDENT WHOLESALER TEMP	\$715	\$715
WHOLESALER TEMP	\$715	\$715
TEMP STERILE COMPOUNDING LIC	\$550	\$715
TEMP NON-RESIDENT STERILE COMPOUNDING LIC	\$550	\$715
HOSPITAL PHARMACY APPLICATION	\$520	\$570
CHANGE OF PHARMACIST IN CHARGE	\$100	\$100
ORIG. LIC - HYPODERMIC	\$170	\$170
ORIG PERMIT - PHARMACY	\$520	\$570
APP - CLINIC PERMIT	\$520	\$570
ORIG PERMIT - NON RESIDENT PHARMACY	\$520	\$570
ORIG LIC - OS DRUG DIST	\$780	\$820
ORIG LIC - WHOLESALE DRUG	\$780	\$820
ORIG CERT - PHARMACIST	\$195	\$215
TEMP PERMIT FOR NONRESIDENT PHARMACY	\$325	\$325
INITIAL APP - STERILE COMPOUNDING	\$1,645	\$2,305
INITIAL APP - NON-RESIDENT STERILE COMPOUNDING	\$2,380	\$3,335
ORIGINAL REG - PHARMACY TECH	\$140	\$140
VET FOOD-ANIMAL DRUG RETAILER PERMIT-ORIG APP	\$435	\$435
APP FEE - INTERN	\$165	\$165
APP FEE - PHARMACIST	\$260	\$285
REGRADE OF EXAM - PHARM	\$115	\$115
INITIAL APP - DESIGNATED REPRESENTATIVE	\$150	\$150
INITIAL APP - EXV DESIGNATED REP	\$150	\$150
CENTRALIZED HOSPITAL PACKAGING - ORG LICENSE	\$820	\$820
APP FEE - WHOLESALER	\$780	\$820
APP FEE - NR WHOLESALERS	\$780	\$820
3PL APPLICATION FEE	\$780	\$820
NONRESIDENT 3PL APPLICATION FEE	\$780	\$820
DESIGN REP 3PL APPLICATION FEE	\$150	\$150
3PL TEMPORARY LICENSE FEE	\$715	\$715
NONRESIDENT 3PL TEMPORARY LICENSE FEE	\$715	\$715
HOSPITAL TEMP	\$325	\$325
DRUG ROOM TEMP	\$325	\$325
INITIAL APP - ADV PRACTICE PHARMACIST	\$300	\$300
DRUG ROOM APPLICATION	\$520	\$570
APP FEE OUTSOURCING FACILITY	\$2,270	\$3,180
TEMP FEE OUTSOURCING FACILITY	\$715	\$715

License Type/Fee Type Continued	Actual Fee	Statutory Limit
APP FEE NR OUTSOURCING FACILITY	\$2,380	\$3,335
TEMP FEE NR OUTSOURCING FACILITY	\$715	\$715
RETAKE EXAM - PHARMACIST	\$260	\$260
VET FOOD-ANIMAL DRUG RETAILER PERMIT RENEWAL	\$330	\$460
ANN REN - HYPODERMIC	\$200	\$200
ANN REN - OS WHOLESALE/MFG	\$780	\$780
ANN REN - WHOLESALE DRUG	\$780	\$780
3PL RENEWAL FEE	\$780	\$780
NONRESIDENT 3PL RENEWAL FEE	\$780	\$780
DESIGN REP 3PL RENEWAL FEE	\$215	\$215
ANN REN - PHARMACY	\$665	\$930
ANN REN - CLINIC	\$325	\$360
ANN REN - NON RESIDENT PHARMACY	\$665	\$665
BIEN REN - PHARMACIST	\$360	\$360
RENEWAL APP - STERILE COMPOUNDING	\$1,325	\$1,855
RENEWAL APP - STERILE COMPOUNDING-NON RESIDENT	\$2,270	\$3,180
RENEWAL APP - DESIGNATED REPRESENTATIVE	\$215	\$215
RENEWAL APP - EXV DESIGNATED REP	\$215	\$215
BIEN REN - PHARMACY TECH	\$140	\$140
CENTRALIZED HOSPITAL PACKAGING - RENEWAL	\$802	\$805
RENEWAL OUTSOURCING	\$1,325	\$1,855
RENEWAL NR OUTSOURCING	\$2,270	\$3,180
BIEN REN-ADV PRACTICE PHARMACIST	\$300	\$300
TEMPORARY PERMIT - PHARMACY	\$325	\$325
DUPLICATE CERTIFICATE	\$45	\$45
INITIAL HOSP SAT COMPOUND	\$1,645	\$2,305
TEMP HOSP SAT COMPOUND	\$550	\$715
INIT DESIG REP-REV DIST	\$150	\$210
INIT REMOTE DIS SITE PHAR	\$520	\$570
TEMP REMOTE DIS SITE PHAR	\$250	\$325
CLINIC CO-LOC AGREE APP	\$750	\$750
INITIAL WHOLESALER ESMP	\$780	\$780
INITIAL EMSADDS	\$100	\$100
INITIAL DESIGN PARAMEDIC	\$140	\$140
RENEWAL HOSP SAT COMP	\$1,325	\$1,855
RNWL DESIGN REP-REV DIST	\$215	\$300
RNWL REMOTE DIS SITE PHAR	\$665	\$930
RENEWAL WHOLESALER ESMP	\$780	\$780
RENEWAL EMSADDS	\$100	\$100
RENEWAL DESIGN PARAMEDIC	\$140	\$140

Summary of Licensing Activity

Initial Licenses/Certificates/Permits			
TYPE	APPS RECEIVED	ISSUED	RENEWED
DESIGNATED REPRESENTATIVES (EXC)	449	387	2,476
DESIGNATED REPRESENTATIVES VET (EXV)	2	2	58
DESIGNATED REPRESENTATIVES-3PL (DRL)	82	64	202
DESIGNATED REPRESENTATIVES-PARAMEDIC (DPM)	0	0	0
DESIGNATED REPRESENTATIVES-REVERSE DISTRIBUTOR (DRR)	0	0	0
INTERN PHARMACIST (INT)	2,395	2,208	N/A
PHARMACIST (EXAM)	3,543	N/A	N/A
PHARMACIST (RPH)	2,019	2,065	20,663
ADVANCED PRACTICE PHARMACIST (APH)	258	204	91
PHARMACY TECHNICIAN (TCH)	5,420	5,278	30,151
CENTRALIZED HOSPITAL PACKAGING (CHP)/EXEMPT (CHE)*	3	3	9
CLINIC (CLN)/EXEMPT (CLE)	105	59	1,268
HOSPITAL (HSP)/EXEMPT (HPE) & DRUG ROOM (DRM)/EXEMPT (DRE)	26	17	532
EMERGENCY MEDICAL SERVICES AUTOMATED DRUG DELIVERY SYSTEM	0	0	0
HOSPITAL SATELLITE STERILE COMPOUNDING (SCP)/EXEMPT (SCE)*	5	0	0
HYPODERMIC NEEDLE AND SYRINGES (HYP)/EXEMPT (HYE)	20	6	216
LICENSED CORRECTIONAL FACILITIES (LCF)	3	1	60
OUTSOURCING FACILITIES (OSF)*	1	2	0
OUTSOURCING FACILITIES NONRESIDENT (NSF)*	9	17	3
PHARMACY (PHY)/EXEMPT (PHE)	1,238	382	6,382
PHARMACY NONRESIDENT (NRP)	136	111	449
STERILE COMPOUNDING (LSC)/EXEMPT (LSE)*	113	76	852
STERILE COMPOUNDING NONRESIDENT (NSC)*	18	10	70
SURPLUS MEDICATION COLLECTION DISTRIBUTION INTERMEDIARY (SME)	0	0	1
THIRD-PARTY LOGISTICS PROVIDER (TPL)	4	2	19
THIRD-PARTY LOGISTICS PROVIDER NONRESIDENT (NPL)	19	11	52

*Additional Fees may be required. Refer to the Board Laws and Regulation for details.

Initial Licenses/Certificates/Permits Continued			
TYPE	APPS RECEIVED	ISSUED	RENEWED
VETERINARY FOOD-ANIMAL RETAILER (VET)	0	1	18
WHOLESALE (WLS)/EXEMPT (WLE)	85	74	471
WHOLESALE NONRESIDENT (OSD)	133	84	601
TOTAL	16,086	11,064	64,644

* As part of the board's sterile compounding, outsourcing, and centralized hospital packaging initial licensing requirements, the board conducted the following inspections:

Sterile compounding: 85 in-state and 12 out-of-state

Outsourcing: zero in-state and 25 out-of-state

Centralized hospital packaging: zero

Licensing Population by Type			
TYPE	CERTIFICATES/ PERMITS	LICENSES/ REGISTRATIONS	APPROVALS
DESIGNATED REPRESENTATIVES (EXC)	N/A	3,004	N/A
DESIGNATED REPRESENTATIVES VET (EXV)	N/A	69	N/A
DESIGNATED REPRESENTATIVES-3PL (DRL)	N/A	286	N/A
DESIGNATED REPRESENTATIVES-PARAMEDIC (DPM)	N/A	0	N/A
DESIGNATED REPRESENTATIVES-REVERSE DISTRIBUTOR (DRR)	N/A	0	N/A
INTERN PHARMACIST (INT)	N/A	6,800	N/A
PHARMACIST (EXAM)	N/A	N/A	N/A
PHARMACIST (RPH)	N/A	45,988	N/A
ADVANCED PRACTICE PHARMACIST (APH)	N/A	334	N/A
PHARMACY TECHNICIAN (TCH)	N/A	71,360	N/A
CENTRALIZED HOSPITAL PACKAGING (CHP)/EXEMPT (CHE)	N/A	10	N/A
CLINIC (CLN)/EXEMPT (CLE)	N/A	1,351	N/A
HOSPITAL (HSP)/EXEMPT (HPE) & DRUG ROOM (DRM)/EXEMPT (DRE)	N/A	500	N/A
EMERGENCY MEDICAL SERVICES AUTOMATED DRUG DELIVERY SYSTEM	N/A	0	N/A

Licensing Population by Type Continued			
TYPE	CERTIFICATES/ PERMITS	LICENSES/ REGISTRATIONS	APPROVALS
HOSPITAL SATELLITE STERILE COMPOUNDING (SCP)/EXEMPT (SCE)	N/A	0	N/A
HYPODERMIC NEEDLE AND SYRINGES (HYP)/EXEMPT (HYE)	N/A	293	N/A
LICENSED CORRECTIONAL FACILITIES (LCF)	N/A	58	N/A
OUTSOURCING FACILITIES (OSF)	N/A	2	N/A
OUTSOURCING FACILITIES NONRESIDENT (NSF)	N/A	18	N/A
PHARMACY (PHY)/EXEMPT (PHE)	N/A	6,646	N/A
PHARMACY NONRESIDENT (NRP)	N/A	554	N/A
STERILE COMPOUNDING (LSC)/EXEMPT (LSE)	N/A	875	N/A
STERILE COMPOUNDING NONRESIDENT (NSC)	N/A	77	N/A
SURPLUS MEDICATION COLLECTION DISTRIBUTION INTERMEDIARY (SME)	N/A	1	N/A
THIRD-PARTY LOGISTICS PROVIDER (TPL)	N/A	23	N/A
THIRD-PARTY LOGISTICS PROVIDER NONRESIDENT (NPL)	N/A	65	N/A
VETERINARY FOOD-ANIMAL RETAILER (VET)	N/A	20	N/A
WHOLESALE (WLS)/EXEMPT (WLE)	N/A	556	N/A
WHOLESALE NONRESIDENT (OSD)	N/A	750	N/A
TOTAL	N/A	139,640	N/A

* As part of the board's sterile compounding, outsourcing, and centralized hospital packaging renewal licensing requirements, the board conducted the following inspections:

Sterile compounding: 878 in-state and 80 out-of-state

Outsourcing: 1 in-state and 4 out-of-state

Centralized hospital packaging: 3 in-state

Renewal and Continuing Education (CE)		
TYPE	FREQUENCY OF RENEWAL	NUMBER CE HOURS REQUIRED EACH CYCLE
DESIGNATED REPRESENTATIVES (EXC)	EVERY YEAR	0
DESIGNATED REPRESENTATIVES VET (EXV)	EVERY YEAR	0
DESIGNATED REPRESENTATIVES-3PL (DRL)	EVERY YEAR	0
DESIGNATED REPRESENTATIVES-PARAMEDIC (DPM)	EVERY YEAR	0
DESIGNATED REPRESENTATIVES-REVERSE DISTRIBUTOR (DRR)	EVERY YEAR	0
INTERN PHARMACIST (INT)	N/A	N/A
PHARMACIST (RPH)	EVERY 2 YEARS	30
ADVANCED PRACTICE PHARMACIST (APH)	EVERY 2 YEARS	10
PHARMACY TECHNICIAN (TCH)	EVERY 2 YEARS	0
CENTRALIZED HOSPITAL PACKAGING (CHP)/EXEMPT (CHE)	EVERY YEAR	0
CLINIC (CLN)/EXEMPT (CLE)	EVERY YEAR	0
HOSPITAL (HSP)/EXEMPT (HPE) & DRUG ROOM (DRM)/EXEMPT (DRE)	EVERY YEAR	0
EMERGENCY MEDICAL SERVICES AUTOMATED DRUG DELIVERY SYSTEM	EVERY YEAR	0
HOSPITAL SATELLITE STERILE COMPOUNDING (SCP)/EXEMPT (SCE)	EVERY YEAR	0
HYPODERMIC NEEDLE AND SYRINGES (HYP)/EXEMPT (HYE)	EVERY YEAR	0
LICENSED CORRECTIONAL FACILITIES (LCF)	EVERY YEAR	0
OUTSOURCING FACILITIES (OSF)	EVERY YEAR	0
OUTSOURCING FACILITIES NONRESIDENT (NSF)	EVERY YEAR	0
PHARMACY (PHY)/EXEMPT (PHE)	EVERY YEAR	0
PHARMACY NONRESIDENT (NRP)	EVERY YEAR	0
STERILE COMPOUNDING (LSC)/EXEMPT (LSE)	EVERY YEAR	0
STERILE COMPOUNDING NONRESIDENT (NSC)	EVERY YEAR	0
SURPLUS MEDICATION COLLECTION DISTRIBUTION INTERMEDIARY (SME)	EVERY YEAR	0

Renewal and Continuing Education (CE)		
TYPE	FREQUENCY OF RENEWAL	NUMBER CE HOURS REQUIRED EACH CYCLE
THIRD-PARTY LOGISTICS PROVIDER (TPL)	EVERY YEAR	0
THIRD-PARTY LOGISTICS PROVIDER NONRESIDENT (NPL)	EVERY YEAR	0
VETERINARY FOOD-ANIMAL RETAILER (VET)	EVERY YEAR	0
WHOLESALE (WLS)/EXEMPT (WLE)	EVERY YEAR	0
WHOLESALE NONRESIDENT (OSD)	EVERY YEAR	0

Exams Results

EXAM TITLE	PASS	FAIL	TOTAL
NAPLEX	1483	297	1780
CPJE TOTAL	1945	857	2802

Summary of Enforcement Activity

Consumer Complaints—Intake

2,286	RECEIVED
425	CLOSED WITHOUT REFERRAL FOR INVESTIGATION
1,934	REFERRED FOR INVESTIGATION
101	PENDING

Conviction/Arrest Notification Complaints

1,022	RECEIVED
1,000	CLOSED/REFERRED FOR INVESTIGATION
17	PENDING

Inspections

1277

* Does not include inspections for initial license or license renewal.

Investigations

2,880	OPENED
3,194	CLOSED
1,928	PENDING

Number of Days to Complete Intake and Investigations

599	UP TO 90 DAYS
599	91 TO 180 DAYS
1,061	181 DAYS TO 1 YEAR
758	1 TO 2 YEARS
140	2 TO 3 YEARS
37	OVER 3 YEARS
293	AVERAGE NUMBER OF DAYS TO COMPLETE INTAKE AND INVESTIGATIONS

Citations and Fines

2,168	ISSUED*
1,663	ISSUED WITH A FINE
12	WITHDRAWN
5	DISMISSED
381	AVERAGE NUMBER OF DAYS TO ISSUE A CITATION AND FINE

* There were 33 citation reduced to a letter of admonishment during FY17-18 that may have been for a citation issued in a prior fiscal year.

Total Amount of Fines

\$2,268,650	ASSESSED
\$1,919,440	REDUCED*
\$2,162,162	COLLECTED*

* Citation fine amounts reduced and collected during FY17-18 may have been for a citation originally issued in a prior fiscal year.

Criminal/Civil Actions

N/A	REFERRALS FOR CRIMINAL/CIVIL ACTION
N/A	CRIMINAL ACTIONS FILED
N/A	CIVIL ACTIONS FILED

Office of the Attorney General/Disciplinary Actions*

301	CASES OPENED/INITIATED
264	CASES CLOSED
464	CASES PENDING

* a case may include multiple respondents with multiple outcomes.

Number of Days to Complete AG Cases

16	1 YEAR
103	1 TO 2 YEARS
81	2 TO 3 YEARS
64	OVER 3 YEARS
901	AVERAGE NUMBER OF DAYS TO IMPOSE DISCIPLINE

Formal Actions Filed/Withdrawn/Dismissed

34	STATEMENTS OF ISSUES FILED
278	ACCUSATIONS FILED
20	RESTRAINING/RESTRICTION/SUSPENSION ORDERS GRANTED
11	STATEMENTS OF ISSUES WITHDRAWN/DISMISSED
20	ACCUSATIONS WITHDRAWN/DISMISSED

Administrative Outcomes/Final Orders*

8	LICENSE APPLICATIONS DENIED
112	REVOCATION
78	SURRENDER OF LICENSE
11	PROBATION WITH SUSPENSION
1	SUSPENSION ONLY
111	PROBATION ONLY
32	PUBLIC REPRIMAND
7	OTHER DECISIONS

* a case may include multiple respondents with multiple outcomes.

Petition for Modification or Termination of Probation

8	GRANTED
2	DENIED
10	TOTAL

Petition for Reinstatement of Revoked License/Registration/Certification

1	GRANTED
3	DENIED
4	TOTAL

Cost Recovery to DCA

\$1,696,170	ORDERED
\$751,462	COLLECTED

Restitution to Consumers/Refunds/Savings

N/A	RESTITUTION ORDERED
N/A	AMOUNT REFUNDED
N/A	REWORK AT NO CHARGE
N/A	ADJUSTMENTS/RETURNS/EXCHANGES
N/A	TOTAL SAVINGS ACHIEVED FOR CONSUMERS

Receipt of Complaint to Assignment to Investigator

17	AVERAGE NUMBER OF DAYS
-----------	------------------------

Investigations: Opening to Closing of Case

259	AVERAGE NUMBER OF DAYS
------------	------------------------

Investigations: Closure of Investigation to Imposing Formal Discipline

597	AVERAGE NUMBER OF DAYS
------------	------------------------



Physical Therapy Board of California

Licenses and regulates physical therapists, physical therapist assistants, and the practice of electroneuromyography and kinesiological electromyography performed by physical therapists.

STAFF:

20.4 civil servant positions
1 exempt

LICENSES, REGISTRATIONS, PERMITS, AND CERTIFICATES:

38,961

BOARD MEMBERSHIP:

3 public representatives
4 licensees

BOARD STAFF:

Executive Officer:
Jason Kaiser
jason.kaiser@dca.ca.gov

STRATEGIC PLAN ADOPTED:

2018

www.ptbc.ca.gov

LAWS AND REGULATIONS:

Business and Professions Code §§ 2600 – 2696; Title 16, Division 13.2, California Code of Regulations §§ 1398 – 1399.99.4.

SUNSET REVIEW:

Last Review: 2017 Next Review: 2021

BOARD MEMBERS:

Name	Appointment Expires	Appointment Type	Appointment Authority
JESUS DOMINGUEZ	JUNE 1, 2022	PROFESSIONAL	GOVERNOR
DANIEL DRUMMER	JUNE 1, 2022	PROFESSIONAL	GOVERNOR
KATARINA ELEBY	JUNE 1, 2020	PUBLIC	GOVERNOR
TONIA MCMILLIAN	JUNE 1, 2019	PUBLIC	SENATE RULES COMMITTEE
ALICIA RABENA-AMEN (PRESIDENT)	JUNE 1, 2020	PROFESSIONAL	GOVERNOR
T.J. WATKINS (VICE PRESIDENT)	JUNE 1, 2019	PUBLIC	SPEAKER OF THE ASSEMBLY
VACANT	N/A	PROFESSIONAL	GOVERNOR

RECIPROCITY

Pursuant to Business and Professions Code section 2636.5, applicants for licensure as a physical therapist or physical therapist assistant who are licensed as such in another state, district, or territory of the United States, approved by the Board, may become licensed without a physical therapy or physical therapist assistant written examination if he/she meets all the requirements, including those licensing requirements prescribed by the Board. However, these individuals must successfully pass the California Law Examination prior to becoming licensed. Pursuant to Business and Professions Code section 2639, applicants who are graduates of an approved education program or substantiated as a graduate of an approved education program, and who have filed a complete application for licensure with the Board may be awarded "license applicant" status by the Board. A physical therapist or physical therapist assistant applicant shall practice under the direct supervision of a licensed physical therapist as a "license applicant."

ACCOMPLISHMENTS

The 2018–2022 *Strategic Plan* was adopted on June 20, 2018. This plan will assist in achieving the Board's mission, vision, and values, and was developed with input from the public, licensees, educators, Board members and staff, as well as other stakeholders. The plan addresses enforcement, licensing, communication and education, and organizational effectiveness. Additionally, the sunset review process was completed successfully, resulting in the continued authority to regulate the physical therapy profession.

Staff efforts alleviated the significant continuing competency licensee audit backlog. Additional resources redirected from other programs provided the necessary support to collect and maintain provider and course information and establish the current licensee audit process.

The Board participated in various outreach activities, including the California Physical Therapy Association's Annual Conference and the California Physical Therapy Association's Annual Student Conclave. The Board improved its social media traffic by 300 percent, engaging licensees and the public through dissemination of information related to the Board's role, new laws and regulations, and meetings and events. Also, with assistance from DCA's Office of Publications, Design & Editing, the winter 2017 and spring 2018 "Progress Notes" newsletters and an "About Us" brochure were published.

Other outreach efforts were designed and implemented, specifically, for physical therapy programs and students. This includes a Board liaison to communicate application requirements and process information to the programs and assist with inquiries in a timely manner on a consistent basis. The Board also offers program site visits to deliver presentations and engage students in discussions about its role, the application process, licensure and the enforcement of the practice act.

NEW LEGISLATION

(Extends through 2018)

AB 2423 (Holden, Chapter 761, Statutes of 2018)

exempts patients from a treatment limit when receiving physical therapy services as part of an Individualized Education Plan or Individualized Family Service Plan pursuant to the federal Individuals with Disabilities Education Act. Existing law prohibits physical therapists from continuing treatment beyond 45 calendar days or 12 visits without a medical diagnosis.

LICENSE REQUIREMENTS

License Requirements	Y/N?
DEGREE/PROFESSIONAL SCHOOLING	Y
QUALIFYING EXPERIENCE (MAY INCLUDE EDUCATION)	Y
EXAMINATION	Y
CONTINUING EDUCATION/COMPETENCY	Y
FINGERPRINT REQUIREMENT	Y

FEES*

License Type/Fee Type	Actual Fee	Statutory Limit
PHYSICAL THERAPIST		
APPLICATION PROCESSING FEE	\$300	\$300
INITIAL LICENSE FEE	\$150	\$150
NATIONAL EXAMINATION FEE	\$480	**
CA LAW EXAMINATION FEE	\$65	**
TOTAL INITIAL LICENSE FEES	\$995	N/A
BIEENIAL RENEWAL FEE	\$300	\$300
APPLICATION PROCESSING FEE	\$300	\$300
NATIONAL EXAMINATION FEE	\$470	**
CA LAW EXAMINATION FEE	\$65	**
TOTAL INITIAL LICENSE FEES	\$835	N/A
BIEENIAL RENEWAL FEE	\$300	\$300

*Additional Fees may be required. Refer to the Board Laws and Regulation for details.

**Fee set by Federation of State Board of Physical Therapy.

Summary of Licensing Activity

Initial Licenses/Certificates/Permits			
TYPE	APPS RECEIVED	ISSUED	RENEWED
PHYSICAL THERAPIST - LICENSE	2,038	1,805	12,113
PHYSICAL THERAPIST ASSISTANT - LICENSE	821	649	3,251
ELECTRONEUROMYOGRAPHER - CERTIFICATION	1	0	15
KINESIOLOGICAL ELECTROMYOGRAPHER - CERTIFICATION	0	0	16
TOTAL	2,860	2,454	15,395

Licensing Population by Type			
TYPE	CERTIFICATES/ PERMITS	LICENSES/ REGISTRATIONS	APPROVALS
PHYSICAL THERAPIST - LICENSE	N/A	30,449	N/A
PHYSICAL THERAPIST ASSISTANT - LICENSE	N/A	8,269	N/A
ELECTRONEUROMYOGRAPHER - CERTIFICATION	23	N/A	N/A
KINESIOLOGICAL ELECTROMYOGRAPHER - CERTIFICATION	29	N/A	N/A
TOTAL	52	38,718	0

Renewal and Continuing Education (CE)		
TYPE	FREQUENCY OF RENEWAL	NUMBER CE HOURS REQUIRED EACH CYCLE
PHYSICAL THERAPIST	2 YEARS	30
PHYSICAL THERAPIST ASSISTANT	2 YEARS	30

Exams Results			
EXAM TITLE	PASS	FAIL	TOTAL
NATIONAL PHYSICAL THERAPIST EXAM	901	239	1140
NATIONAL PHYSICAL THERAPIST ASSISTANT EXAM	500	170	670
CALIFORNIA LAW EXAM	2,476	1,044	3,520
ELECTRONEUROMYOGRAPHY	0	0	0
KINESIOLOGICAL ELECTROMYOGRAPHY	0	0	0

Summary of Enforcement Activity

Consumer Complaints—Intake	
404	RECEIVED
1	CLOSED WITHOUT REFERRAL FOR INVESTIGATION
403	REFERRED FOR INVESTIGATION
0	PENDING

Conviction/Arrest Notification Complaints	
250	RECEIVED
250	CLOSED/REFERRED FOR INVESTIGATION
0	PENDING

Inspections	
	N/A

Investigations	
654	OPENED
597	CLOSED
405	PENDING

Number of Days to Complete Intake and Investigations	
406	UP TO 90 DAYS
61	91 TO 180 DAYS
84	181 DAYS TO 1 YEAR
31	1 TO 2 YEARS
7	2 TO 3 YEARS
6	OVER 3 YEARS
108	AVERAGE NUMBER OF DAYS TO COMPLETE INTAKE AND INVESTIGATIONS

Citations and Fines	
29	ISSUED
23	ISSUED WITH A FINE
6	WITHDRAWN
0	DISMISSED
325	AVERAGE NUMBER OF DAYS TO ISSUE A CITATION AND FINE

Total Amount of Fines	
\$6,950	ASSESSED
\$0	REDUCED
\$19,751	COLLECTED

Criminal/Civil Actions	
0	REFERRALS FOR CRIMINAL/CIVIL ACTION
0	CRIMINAL ACTIONS FILED
0	CIVIL ACTIONS FILED

PHYSICAL THERAPY BOARD OF CALIFORNIA

Office of the Attorney General/Disciplinary Actions

77	CASES OPENED/INITIATED
38	CASES CLOSED
57	CASES PENDING

Number of Days to Complete AG Cases

12	1 YEAR
17	1 TO 2 YEARS
3	2 TO 3 YEARS
6	OVER 3 YEARS
604	AVERAGE NUMBER OF DAYS TO IMPOSE DISCIPLINE

Formal Actions Filed/Withdrawn/Dismissed

11	STATEMENTS OF ISSUES FILED
30	ACCUSATIONS FILED
3	RESTRAINING/RESTRICTION/SUSPENSION ORDERS GRANTED
3	STATEMENTS OF ISSUES WITHDRAWN/DISMISSED
2	ACCUSATIONS WITHDRAWN/DISMISSED

Administrative Outcomes/Final Orders

0	LICENSE APPLICATIONS DENIED
3	REVOCATION
3	SURRENDER OF LICENSE
0	PROBATION WITH SUSPENSION
0	SUSPENSION ONLY
10	PROBATION ONLY
1	PUBLIC REPRIMAND
1	OTHER DECISIONS

Petition for Modification or Termination of Probation

1	GRANTED
1	DENIED
2	TOTAL

Petition for Reinstatement of Revoked License/Registration/Certification

0	GRANTED
0	DENIED
0	TOTAL

Cost Recovery to DCA

\$172,338.68	ORDERED
\$103,820.94	COLLECTED

Restitution to Consumers/Refunds/Savings

0	RESTITUTION ORDERED
0	AMOUNT REFUNDED
0	REWORK AT NO CHARGE
0	ADJUSTMENTS/RETURNS/EXCHANGES
0	TOTAL SAVINGS ACHIEVED FOR CONSUMERS

Receipt of Complaint to Assignment to Investigator

2	AVERAGE NUMBER OF DAYS
----------	------------------------

Investigations: Opening to Closing of Case

108	AVERAGE NUMBER OF DAYS
------------	------------------------

Investigations: Closure of Investigation to Imposing Formal Discipline

326	AVERAGE NUMBER OF DAYS
------------	------------------------



Licenses and regulates physician assistants.

STAFF:

3.5 civil servant positions
1 exempt

LICENSES, REGISTRATIONS,
PERMITS, AND CERTIFICATES:

12,311

BOARD MEMBERSHIP:

4 public representatives
5 licensees
1 ex officio, nonvoting member

BOARD STAFF:

Executive Officer:
Maureen L. Forsyth
lynn.forsyth@mbc.ca.gov

STRATEGIC PLAN ADOPTED:

2018

www.pac.ca.gov

LAWS AND REGULATIONS:

Business and Professions Code §§ 3500 – 3546;

California Code of Regulations, Title 16, Division 13.8, §§ 1399.500 – 1399.623.

SUNSET REVIEW:

Last Review: 2016

Next Review: 2020

BOARD MEMBERS:

Name	Appointment Expires	Appointment Type	Appointment Authority
CHARLES ALEXANDER, PH.D.	JANUARY 1, 2020	PUBLIC	GOVERNOR
JUAN ARMENTA	JANUARY 1, 2021	PUBLIC	SPEAKER OF THE ASSEMBLY
JENNIFER CARLQUIST, PA-C	JANUARY 1, 2020	PROFESSIONAL	GOVERNOR
SONYA EARLY, PA-C	JANUARY 1, 2020	PROFESSIONAL	GOVERNOR
JAVIER ESQUIVEL-ACOSTA, PA-C	JANUARY 1, 2020	PROFESSIONAL	GOVERNOR
JED GRANT, PA-C (VICE PRESIDENT)	JANUARY 1, 2019	PROFESSIONAL	GOVERNOR
XAVIER MARTINEZ	JANUARY 1, 2019	PUBLIC	GOVERNOR
ROBERT SACHS, PA (PRESIDENT)	JANUARY 1, 2019	PROFESSIONAL	GOVERNOR
MARIAM VALENCIA	JANUARY 1, 2019	PUBLIC	SENATE RULES COMMITTEE
VACANT	N/A	EX OFFICIO	GOVERNOR

RECIPROCITY

None.

ACCOMPLISHMENTS

On August 10, 2018, the Physician Assistant Board approved the 2019-2023 *Strategic Plan*. The Board's goals for this plan include:

- Address and promote physician assistant workforce needs.
- Promote licensing standards to protect consumers and allow reasonable access to the profession, and ensure that each licensee's medical knowledge is current.
- Ensure that statutes, regulations, policies, and procedures strengthen and support the Board's mandate and mission.
- Inform consumers, licensees, applicants, and other stakeholders about the practice and regulation of the physician assistant profession in an accurate, accessible manner.
- Protect the health and safety of consumers through the enforcement of the laws and regulations governing the practice of physician assistants.
- Build an excellent organization through Board governance, effective leadership, and responsible management.

The primary function of the Board is consumer protection. The goals of the new strategic plan will help the Board to continue to improve service to both the consumer and the licensees.

At the request of the DCA Audit Committee, an Operational Audit was performed to assess the Board's operations and internal controls for fiscal years 2014–15 and 2015–16. Board staff has taken the necessary corrective actions to improve its operations as recommended through the audit.

NEW LEGISLATION

(Extends through 2018)

There was no enacted legislation solely related to this program in 2018. Legislation with Department-wide impact or involving multiple healing arts programs is also discussed in the Healing Arts Legislation and DCA-wide Legislation sections of this report on pages 9 and 10.

LICENSE REQUIREMENTS

License Requirements	Y/N?
DEGREE/PROFESSIONAL SCHOOLING	Y
QUALIFYING EXPERIENCE (MAY INCLUDE EDUCATION)	Y
EXAMINATION	Y
CONTINUING EDUCATION/COMPETENCY	Y
FINGERPRINT REQUIREMENT	Y

FEES*

License Type/Fee Type	Actual Fee	Statutory Limit
APPLICATION FEE	\$25	\$25
INITIAL LICENSE FEE	\$200	\$300
BIENNIAL RENEWAL FEE	\$300	\$300
FINGERPRINT CARD PROCESSING FEE	\$49	N/A

*Additional Fees may be required. Refer to the Board Laws and Regulation for details.

PHYSICIAN ASSISTANT BOARD

Summary of Licensing Activity

Initial Licenses/Certificates/Permits			
TYPE	APPS RECEIVED	ISSUED	RENEWED
PHYSICIAN ASSISTANT	1,209	1,096	5,454
TOTAL	1,209	1,096	5,454

Licensing Population by Type			
TYPE	CERTIFICATES/ PERMITS	LICENSES/ REGISTRATIONS	APPROVALS
PHYSICIAN ASSISTANT	N/A	12,311	CURRENT
TOTAL		12,311	

Renewal and Continuing Education (CE)		
TYPE	FREQUENCY OF RENEWAL	NUMBER CE HOURS REQUIRED EACH CYCLE
PHYSICIAN ASSISTANT	2 YEARS	50 CATEGORY 1 OR NATIONAL CERTIFICATION

Exams Results			
EXAM TITLE	PASS	FAIL	TOTAL
NATIONAL - ADMINISTERED BY THE NCCPA	N/A	N/A	N/A

Summary of Enforcement Activity

Consumer Complaints—Intake	
439	RECEIVED
0	CLOSED WITHOUT REFERRAL FOR INVESTIGATION
434	REFERRED FOR INVESTIGATION
9	PENDING

Conviction/Arrest Notification Complaints	
36	RECEIVED
0	CLOSED/REFERRED FOR INVESTIGATION
1	PENDING

Inspections	
	N/A

Investigations	
469	OPENED
403	CLOSED
295	PENDING

Number of Days to Complete Intake and Investigations	
319	UP TO 90 DAYS
25	91 TO 180 DAYS
15	181 DAYS TO 1 YEAR
29	1 TO 2 YEARS
15	2 TO 3 YEARS
0	OVER 3 YEARS
109	AVERAGE NUMBER OF DAYS TO COMPLETE INTAKE AND INVESTIGATIONS

Citations and Fines	
54	ISSUED
54	ISSUED WITH A FINE
10	WITHDRAWN
0	DISMISSED
207	AVERAGE NUMBER OF DAYS TO ISSUE A CITATION AND FINE

Total Amount of Fines	
\$7,000	ASSESSED
\$0	REDUCED
\$4,000	COLLECTED

Criminal/Civil Actions	
0	REFERRALS FOR CRIMINAL/CIVIL ACTION
0	CRIMINAL ACTIONS FILED
0	CIVIL ACTIONS FILED

Office of the Attorney General/Disciplinary Actions	
27	CASES OPENED/INITIATED
28	CASES CLOSED
132	CASES PENDING

Number of Days to Complete AG Cases

0	1 YEAR
6	1 TO 2 YEARS
12	2 TO 3 YEARS
10	OVER 3 YEARS
1,012	AVERAGE NUMBER OF DAYS TO IMPOSE DISCIPLINE

Formal Actions Filed/Withdrawn/Dismissed

1	STATEMENTS OF ISSUES FILED
19	ACCUSATIONS FILED
1	RESTRAINING/RESTRICTION/SUSPENSION ORDERS GRANTED
0	STATEMENTS OF ISSUES WITHDRAWN/DISMISSED
0	ACCUSATIONS WITHDRAWN/DISMISSED

Administrative Outcomes/Final Orders

0	LICENSE APPLICATIONS DENIED
3	REVOCATION
8	SURRENDER OF LICENSE
1	PROBATION WITH SUSPENSION
0	SUSPENSION ONLY
26	PROBATION ONLY
0	PUBLIC REPRIMAND
0	OTHER DECISIONS

Petition for Modification or Termination of Probation

1	GRANTED
1	DENIED
2	TOTAL

Petition for Reinstatement of Revoked License/
Registration/Certification

1	GRANTED
0	DENIED
1	TOTAL

Cost Recovery to DCA

\$229,400	ORDERED
\$41,172.87	COLLECTED

Restitution to Consumers/Refunds/Savings

\$0	RESTITUTION ORDERED
\$0	AMOUNT REFUNDED
\$0	REWORK AT NO CHARGE
\$0	ADJUSTMENTS/RETURNS/EXCHANGES
\$0	TOTAL SAVINGS ACHIEVED FOR CONSUMERS

Receipt of Complaint to Assignment to Investigator

11	AVERAGE NUMBER OF DAYS
-----------	------------------------

Investigations: Opening to Closing of Case

91	AVERAGE NUMBER OF DAYS
-----------	------------------------

Investigations: Closure of Investigation to Imposing
Formal Discipline

437	AVERAGE NUMBER OF DAYS
------------	------------------------

STATE OF CALIFORNIA
BOARD OF
**PODIATRIC
MEDICINE**



Licenses and regulates doctors of podiatric medicine.

STAFF:

4 civil servant positions
1 exempt

LICENSES, REGISTRATIONS,
PERMITS, AND CERTIFICATES:

2,502

BOARD MEMBERSHIP:

3 public representatives
4 licensees

BOARD STAFF:

Executive Officer:
Brian K. Naslund
brian.naslund@dca.ca.gov

STRATEGIC PLAN ADOPTED:

2018

www.bpm.ca.gov

LAWS AND REGULATIONS:

Business and Professions Code §§ 2460 – 2499.8;
California Code of Regulations, Title 16, Division 13.9, §§ 1399.650 – 1399.732.

SUNSET REVIEW:

Last Review: 2016 Next Review: 2020

BOARD MEMBERS:

Name	Appointment Expires	Appointment Type	Appointment Authority
MARIA CADENAS QUIROZ, MBA	JUNE 1, 2022	PUBLIC	GOVERNOR
*KRISTINA DIXON, MBA	JUNE 1, 2018	PUBLIC	SPEAKER OF THE ASSEMBLY
DARLENE TRUJILLO ELLIOT (SECRETARY)	JUNE 1, 2019	PUBLIC	SENATE RULES COMMITTEE
NEIL MANSDORF, DPM	JUNE 1, 2020	PROFESSIONAL	GOVERNOR
JUDITH MANZI, DPM (VICE PRESIDENT)	JUNE 1, 2022	PROFESSIONAL	GOVERNOR
MICHAEL ZAPF, DPM (PRESIDENT)	JUNE 1, 2020	PROFESSIONAL	GOVERNOR
CAROLYN MCALOON	JUNE 1, 2020	PROFESSIONAL	GOVERNOR

*Currently serving under a grace period.

RECIPROCITY

Pursuant to Business and Professions Code section 2488, an applicant may be eligible for licensure in California if they are licensed as a doctor of podiatric medicine in any other state, and meet the following requirements:

- Pass Part III of the national exam within the last 10 years;
- Satisfactorily complete at least one year of postgraduate training;
- Submit fingerprints and obtain criminal record clearance from the state Department of Justice and the Federal Bureau of Investigation (applicants in proximity to California may opt to obtain clearances utilizing live scan);
- Provide verification of a license in good standing from all states or counties in which a medical license has been held; and
- Request a disciplinary databank report from the Federation of Podiatric Medicine be sent directly to the Board.

ACCOMPLISHMENTS

The Board completed its 2019-22 *Strategic Plan* by forming realistic goals, which when implemented will assist in meeting its mission to protect and educate members of the public. Additionally, staff attended the professional association meeting where they successfully interacted with podiatric licensees and stakeholders and successfully recruited additional expert consultants to enhance the Board's Enforcement Program.

Overall outreach efforts were increased, including communication efforts through the usage of social media and direct electronic mail to remain transparent and proactive in reaching the public, licensees, and stakeholders. Efforts included achieved geographical diversity in scheduling and conducting Board meetings in multiple and diverse areas of the state including Sacramento, Southern California, and the Bay Area. Also, the Board provided licensees with multiple communications regarding the mandatory CURES registration required on or before October 2018.

Efforts in-house included the implemented and planned upgrades to equipment, which have resulted in improvements in flow and efficiencies relating to licensees and consumers. And the Board added a web-based expert witness tutorial training component for cost savings and ease of access for experts to refresh their skills.

NEW LEGISLATION

(Extends through 2018)

AB 2457 (Irwin, Chapter 102, Statutes of 2018) changes the name of the California Board of Podiatric Medicine to the Podiatric Medical Board of California and the name of the Board of Podiatric Medicine Fund to the Podiatric Medical Board Fund. This name change provides consistency with other independent medical licensing boards in California. The provisions of the bill become effective on July 1, 2019.

LICENSE REQUIREMENTS

License Requirements	Y/N?
DEGREE/PROFESSIONAL SCHOOLING	Y
QUALIFYING EXPERIENCE (MAY INCLUDE EDUCATION)	Y
EXAMINATION	Y
CONTINUING EDUCATION/COMPETENCY	Y
FINGERPRINT REQUIREMENT	Y

FEES*

License Type/Fee Type	Actual Fee	Statutory Limit
E AND EL / APPLICATION	\$20	\$100
E AND EL / FINGERPRINT (DOJ)	\$32	
E AND EL / FINGERPRINT (FBI)	\$17	
EL - RESIDENT LICENSE	\$60	\$100
E - INITIAL LICENSE	\$800	\$800
E - INITIAL CERTIFICATION	\$100	\$100
E - LICENSE RENEWAL	\$900	\$900
E - CURES (PART OF RENEWAL FEE)	\$12	\$12
E AND EL / DUPLICATE LICENSE	\$40	\$100
E AND EL / LETTER OF GOOD STANDING	\$30	\$100
E - CME COURSE APPROVAL	\$100	\$250
DELINQUENT AFTER 30 DAYS	\$150	\$150
DELINQUENT AFTER 90 DAYS	\$450	50% OF RENEWAL FEE

*Additional Fees may be required. Refer to the Board Laws and Regulation for details.

E = Permanent License

EL = Resident License

Summary of Licensing Activity

Initial Licenses/Certificates/Permits			
TYPE	APPS RECEIVED	ISSUED	RENEWED
E - PERMANENT DOCTOR OF PODIATRIC MEDICINE	109	100	1,098
FEE-EXEMPT LICENSE	18	18	94
EL - RESIDENT STATUS LICENSE	46	47	79
TOTAL	173	165	1,271

Licensing Population by Type			
TYPE	CERTIFICATES/ PERMITS	LICENSES/ REGISTRATIONS	APPROVALS
PERMANENT DOCTOR OF PODIATRIC MEDICINE	N/A	2,204	N/A
FEE-EXEMPT LICENSE	N/A	179	N/A
RESIDENT STATUS LICENSE	N/A	119	N/A
TOTAL		2,502	

Renewal and Continuing Education (CE)		
TYPE	FREQUENCY OF RENEWAL	NUMBER CE HOURS REQUIRED EACH CYCLE
PERMANENT DOCTOR OF PODIATRIC MEDICINE	EVERY 2 YEARS	50
FEE-EXEMPT LICENSE	EVERY 2 YEARS	*50
RESIDENT STATUS LICENSE	**N/A	N/A

*Retired/Disabled: CE not required.

**Yearly extension based on resident program approval

Exams Results			
EXAM TITLE	PASS	FAIL	TOTAL
NOT APPLICABLE TO THIS PROGRAM	N/A	N/A	N/A

Summary of Enforcement Activity

Consumer Complaints—Intake	
150	RECEIVED
0	CLOSED WITHOUT REFERRAL FOR INVESTIGATION
144	REFERRED FOR INVESTIGATION
6	PENDING

Conviction/Arrest Notification Complaints	
11	RECEIVED
8	CLOSED/REFERRED FOR INVESTIGATION
3	PENDING

Inspections	
	N/A

Investigations	
152	OPENED
156	CLOSED
64	PENDING

Number of Days to Complete Intake and Investigations	
98	UP TO 90 DAYS
21	91 TO 180 DAYS
12	181 DAYS TO 1 YEAR
9	1 TO 2 YEARS
16	2 TO 3 YEARS
0	OVER 3 YEARS
178	AVERAGE NUMBER OF DAYS TO COMPLETE INTAKE AND INVESTIGATIONS

Citations and Fines	
7	ISSUED
7	ISSUED WITH A FINE
2	WITHDRAWN
0	DISMISSED
297	AVERAGE NUMBER OF DAYS TO ISSUE A CITATION AND FINE

Total Amount of Fines	
\$6,100	ASSESSED
\$3,000	REDUCED
\$2,250	COLLECTED

Criminal/Civil Actions	
0	REFERRALS FOR CRIMINAL/CIVIL ACTION
0	CRIMINAL ACTIONS FILED
0	CIVIL ACTIONS FILED

Office of the Attorney General/Disciplinary Actions

11	CASES OPENED/INITIATED
10	CASES CLOSED
9	CASES PENDING

Number of Days to Complete AG Cases

2	1 YEAR
2	1 TO 2 YEARS
3	2 TO 3 YEARS
3	OVER 3 YEARS
810	AVERAGE NUMBER OF DAYS TO IMPOSE DISCIPLINE

Formal Actions Filed/Withdrawn/Dismissed

0	STATEMENTS OF ISSUES FILED
9	ACCUSATIONS FILED
0	RESTRAINING/RESTRICTION/SUSPENSION ORDERS GRANTED
0	STATEMENTS OF ISSUES WITHDRAWN/DISMISSED
0	ACCUSATIONS WITHDRAWN/DISMISSED

Administrative Outcomes/Final Orders

0	LICENSE APPLICATIONS DENIED
3	REVOCATION
3	SURRENDER OF LICENSE
0	PROBATION WITH SUSPENSION
0	SUSPENSION ONLY
3	PROBATION ONLY
1	PUBLIC REPRIMAND
0	OTHER DECISIONS

Petition for Modification or Termination of Probation

1	GRANTED
0	DENIED
1	TOTAL

Petition for Reinstatement of Revoked License/Registration/Certification

0	GRANTED
0	DENIED
0	TOTAL

Cost Recovery to DCA

\$58,623	ORDERED
\$25,458.11	COLLECTED

Restitution to Consumers/Refunds/Savings

\$0	RESTITUTION ORDERED
\$0	AMOUNT REFUNDED
\$0	REWORK AT NO CHARGE
\$0	ADJUSTMENTS/RETURNS/EXCHANGES
\$0	TOTAL SAVINGS ACHIEVED FOR CONSUMERS

Receipt of Complaint to Assignment to Investigator

7	AVERAGE NUMBER OF DAYS
----------	------------------------

Investigations: Opening to Closing of Case

178	AVERAGE NUMBER OF DAYS
------------	------------------------

Investigations: Closure of Investigation to Imposing Formal Discipline

267	AVERAGE NUMBER OF DAYS
------------	------------------------



Bureau for Private Postsecondary Education

Oversees and regulates private postsecondary educational institutions located in California.

STAFF:

116 civil servant positions
1 exempt

LICENSES, REGISTRATIONS,
PERMITS, AND CERTIFICATES:

1,133

ADVISORY COMMITTEE:

2 public representatives
3 licensees
2 current or past students
3 consumer advocates
2 non-voting ex-officio members

BOARD STAFF:

Chief:

Michael Marion
michael.marion@dca.ca.gov

Deputy Chief:

Leeza Rifredi
leeza.rifredi@dca.ca.gov

STRATEGIC PLAN ADOPTED:

2016

www.bppe.ca.gov

LAWS AND REGULATIONS:

Education Code §§ 94800 – 94950;

Title 5, Division 7.5, California Code of Regulations §§ 70000 – 76240.

SUNSET REVIEW:

Last Review: 2016

Next Review: 2020

ADVISORY COMMITTEE MEMBERS:

Name	Appointment Expires	Appointment Type	Appointment Authority
DIANA AMAYA	PLEASURE OF THE SENATE	PUBLIC	SENATE RULES COMMITTEE
TAMIKA BUTLER	PLEASURE OF THE SPEAKER	PUBLIC	SPEAKER OF THE ASSEMBLY
HANYA CARBAJAL	PLEASURE OF THE DIRECTOR	STUDENT REPRESENTATIVE	DCA DIRECTOR
SENATOR JERRY HILL	PLEASURE OF THE SENATE	NON-VOTING EX OFFICIO MEMBER	SENATE RULES COMMITTEE
JOSEPH HOLT	PLEASURE OF THE DIRECTOR	INSTITUTION REPRESENTATIVE	DCA DIRECTOR
KATHERINE LEE-CAREY (PRESIDENT)	PLEASURE OF THE DIRECTOR	INSTITUTION REPRESENTATIVE	DCA DIRECTOR
MEGUMI TSUTSUI	PLEASURE OF THE DIRECTOR	CONSUMER ADVOCATE	DCA DIRECTOR
ASSEMBLY MEMBER JOSE MEDINA	PLEASURE OF THE SPEAKER	NON-VOTING EX OFFICIO MEMBER	SPEAKER OF THE ASSEMBLY
MARGARET REITER (VICE PRESIDENT)	PLEASURE OF THE SENATE	CONSUMER ADVOCATE	SENATE RULES COMMITTEE
DAVID VICE	PLEASURE OF THE DIRECTOR	INSTITUTION REPRESENTATIVE	DCA DIRECTOR
VACANT	PLEASURE OF THE SPEAKER	CONSUMER ADVOCATE	SPEAKER OF THE ASSEMBLY
VACANT	PLEASURE OF THE DIRECTOR	STUDENT REPRESENTATIVE	DCA DIRECTOR

RECIPROCITY

None.

ACCOMPLISHMENTS

The Office of Student Assistance and Relief (OSAR) became operational on July 1, 2017. Within this first year of operation it has developed and launched a stand-alone website providing resources for students who are considering private postsecondary education, and students who have been or may be impacted by a school closure. OSAR presented 9 closed school workshops providing one-on-one case management style assistance to students facing a school closure. OSAR also partnered with the California Department of Veterans Affairs (CalVET) in development and delivery of an ongoing series of informative outreach for soon to be discharged service members who intend to use their GI Bill of Rights to help pay for their tuition at a private postsecondary institution.

The Bureau's Licensing Unit eliminated its backlog of approval and renewal applications. New applications are processed in the same month received, significantly shortening the times for the initial application review. Additionally, the unit conducted 14 licensing workshops to assist new schools with the application process and decrease the number of application deficiencies.

The Compliance Unit has increased workshop presence in California by adding new locations. There has been an overall increase in numbers of attendees in comparison to 2017, by increasing targeted outreach to ensure maximum participation. The Compliance and Enforcement units have conducted collaborative inspections and investigations of potentially high-risk schools with both internal units and external government agencies to better determine institutions' compliance with laws and regulations, further ensuring student and consumer protection. The Enforcement Unit also developed relationships with other governmental agencies such as the Department of Rehabilitation and Department of Insurance to ensure the money paid by these agencies to schools is actually being utilized to provide education and career development for students.

The Annual Report Unit developed a new school analyst assignment to provide one-on-one guidance for the submission of annual reports. It is anticipated this proactive outreach will increase public protection and overall compliance with requirements.

The Bureau entered the state's Project Approval Lifecycle (PAL) process to replace its antiquated IT systems with a more robust solution that will increase the Bureau's operational efficiencies and overall effectiveness.

The Quality of Education Unit initiated a project to reach out to all DCA boards and bureaus with the goal of meeting to collaborate on the review of educational programs involving concurrent approvals. The result has brought clarity to an understanding of each entity's roles and responsibilities regarding the programs and institutions regulated.

NEW LEGISLATION

(Extends through 2018)

AB 1858 (Calderon, Chapter 671, Statutes of 2018)

requires, as of January 1, 2020, each institution of higher education participating in federal student financial aid programs or veterans' aid programs, including private postsecondary institutions subject to the California Private Postsecondary Education Act of 2009, to use the federally developed Financial Aid Shopping Sheet to inform students or potential students about financial aid packages prior to enrollment. Should the Financial Aid Shopping Sheet no longer be used by the federal government, this bill also requires that a successor document be developed by the California Student Aid Commission in consultation with the Bureau.

SB 1348 (Pan, Chapter 901, Statutes of 2018) requires, beginning January 1, 2019, private postsecondary institutions offering clinical training to certain allied health care program students to provide specified information related to their clinical training in their annual reports to the Bureau. This information includes the number of students participating, the license number or employer identification number of participating sites, the language proficiency of participants, and whether money or other consideration was offered to or exchanged with participating clinical placement sites by the institution. Additional professional degree and certificate programs will fall under this bill's requirements beginning in fiscal years 2019-2020, 2020-2021, and 2021-2022. Additionally, this bill requires the California Community College Chancellor's Office to report to the Legislature specified information related to allied health program students on the same schedule.

SB 1492 (Senate Committee on Business, Professions and Economic Development, Chapter 422, Statutes of 2018) makes various minor, non-controversial, non-substantive, and/or technical changes to provisions of the Business and Professions Code pertaining to the Board of Accountancy, Board of Barbering and Cosmetology, and the Bureau for Private Postsecondary Education.

BUREAU FOR PRIVATE POSTSECONDARY EDUCATION

LICENSE REQUIREMENTS

License Requirements	Y/N?
DEGREE/PROFESSIONAL SCHOOLING	N/A
QUALIFYING EXPERIENCE (MAY INCLUDE EDUCATION)	N/A
EXAMINATION	N/A
CONTINUING EDUCATION/COMPETENCY	N/A
FINGERPRINT REQUIREMENT	N/A

FEES*

License Type/Fee Type	Actual Fee	Statutory Limit
INITIAL INSTITUTION APPROVAL	\$5,000	\$5,000
ADDITION OF A NEW BRANCH	\$3,000	\$3,000
APPROVAL BY MEANS OF ACCREDITATION	\$750	\$750
RENEWAL MAIN CAMPUS	\$3,500	\$3,500
RENEWAL BRANCH CAMPUS	\$3,000	\$3,000
RENEWAL BY ACCREDITATION	\$500	\$500
SUBSTANTIAL CHANGE	\$500	\$500
SUBSTANTIAL CHANGE BY ACCREDITATION	\$250	\$250
OUT OF STATE REGISTRATION	\$1,500	\$1,500

*Additional Fees may be required. Refer to the Board Laws and Regulation for details.

Summary of Licensing Activity

Initial Licenses/Certificates/Permits			
TYPE	APPS RECEIVED	ISSUED	RENEWED
INITIAL INSTITUTIONAL APPROVAL	69	65	N/A
APPROVAL BY ACCREDITATION	46	38	N/A
VERIFICATION OF EXEMPTION	191	128	N/A
OUT OF STATE REGISTRATION	46	60	N/A
RENEWALS	136	N/A	141
SUBSTANTIVE CHANGES	400	326	N/A
TOTAL	888	617	141

Licensing Population by Type			
TYPE	CERTIFICATES/ PERMITS	LICENSES/ REGISTRATIONS	APPROVALS
MAIN LOCATIONS	N/A	N/A	1,069
BRANCH LOCATIONS	N/A	N/A	400
SATELLITE LOCATIONS	N/A	N/A	496
OUT OF STATE REGISTERED	N/A	64	N/A
TOTAL	N/A	64	1,965

Renewal and Continuing Education (CE)		
TYPE	FREQUENCY OF RENEWAL	NUMBER CE HOURS REQUIRED EACH CYCLE
N/A		

Exams Results			
EXAM TITLE	PASS	FAIL	TOTAL
N/A			

Summary of Enforcement Activity

Consumer Complaints—Intake	
707	RECEIVED
101	CLOSED WITHOUT REFERRAL FOR INVESTIGATION
606	REFERRED FOR INVESTIGATION
0	PENDING

Conviction/Arrest Notification Complaints	
N/A	RECEIVED
N/A	CLOSED/REFERRED FOR INVESTIGATION
N/A	PENDING

Inspections	
	127

Investigations	
606	OPENED
415	CLOSED
1,188	PENDING

Number of Days to Complete Intake and Investigations	
159	UP TO 90 DAYS
47	91 TO 180 DAYS
86	181 DAYS TO 1 YEAR
113	1 TO 2 YEARS
51	2 TO 3 YEARS
60	OVER 3 YEARS
438	AVERAGE NUMBER OF DAYS TO COMPLETE INTAKE AND INVESTIGATIONS

Citations and Fines	
49	ISSUED
43	ISSUED WITH A FINE
1	WITHDRAWN
4	DISMISSED
209	AVERAGE NUMBER OF DAYS TO ISSUE A CITATION AND FINE

BUREAU FOR PRIVATE POSTSECONDARY EDUCATION

Total Amount of Fines	
\$20,187,303.33	ASSESSED
\$480,450	REDUCED
\$90,251	COLLECTED

Criminal/Civil Actions	
0	REFERRALS FOR CRIMINAL/CIVIL ACTION
0	CRIMINAL ACTIONS FILED
0	CIVIL ACTIONS FILED

Office of the Attorney General/Disciplinary Actions	
27	CASES OPENED/INITIATED
60	CASES CLOSED
41	CASES PENDING

Number of Days to Complete AG Cases	
1	1 YEAR
7	1 TO 2 YEARS
7	2 TO 3 YEARS
2	OVER 3 YEARS
759	AVERAGE NUMBER OF DAYS TO IMPOSE DISCIPLINE

Formal Actions Filed/Withdrawn/Dismissed	
32	STATEMENTS OF ISSUES FILED
3	ACCUSATIONS FILED
0	RESTRAINING/RESTRICTION/SUSPENSION ORDERS GRANTED
22	STATEMENTS OF ISSUES WITHDRAWN/DISMISSED
2	ACCUSATIONS WITHDRAWN/DISMISSED

Administrative Outcomes/Final Orders	
8	LICENSE APPLICATIONS DENIED
3	REVOCATION
2	SURRENDER OF LICENSE
0	PROBATION WITH SUSPENSION
0	SUSPENSION ONLY
0	PROBATION ONLY
0	PUBLIC REPRIMAND
4	OTHER DECISIONS

Petition for Modification or Termination of Probation	
0	GRANTED
0	DENIED
0	TOTAL

Petition for Reinstatement of Revoked License/Registration/Certification	
0	GRANTED
0	DENIED
0	TOTAL

Cost Recovery to DCA	
\$78,739.81	ORDERED
\$0	COLLECTED

Restitution to Consumers/Refunds/Savings	
\$0	RESTITUTION ORDERED
\$52,615.84	AMOUNT REFUNDED
\$0	REWORK AT NO CHARGE
\$0	ADJUSTMENTS/RETURNS/EXCHANGES
\$52,615.84	TOTAL SAVINGS ACHIEVED FOR CONSUMERS

Receipt of Complaint to Assignment to Investigator	
1	AVERAGE NUMBER OF DAYS

Investigations: Opening to Closing of Case	
544	AVERAGE NUMBER OF DAYS

Investigations: Closure of Investigation to Imposing Formal Discipline	
486	AVERAGE NUMBER OF DAYS



Provides students with information on their rights when attending a private college, filing a school complaint, resources available including potential reimbursement from the Student Tuition Recovery Fund, and access state and federal relief programs.

Chief: Scott Valverde
 scott.valverde@dca.ca.gov
www.osar.bppe.ca.gov

NUMBER OF STUDENTS SERVED²

Students Served By OSAR	Total
Corinthian Students	707
Other Eligible Students	5,552
Total Number of Students	6,259

SUMMARY OF STUDENT SERVICES

STRF Claims Received by the Bureau for Private Postsecondary Education (OSAR) - State Fiscal Years 2017/18 Through 2018/19 ⁷	Total
Number of Students Assisted ⁸	5,231
Number of Claims Received	360
Pending Claims (End of Reporting Month)⁴	
Pending Claims (Qty.)	335
Pending Claims (Total Dollar Amount) ⁵	\$4,667,425
Approved Claims (End of Reporting Month)	
Claims Approved (Qty.)	26
Claims Approved (Total Dollar Amount)	\$281,211
Student Loans Canceled (Dollar Amount)	\$0
Student Loans Paid Off (Dollar Amount)	\$0
Cash Reimbursements to Students (Dollar Amount)	\$198,466
Denied Claims (End of Reporting Month)	
Claims Denied (Qty.)	1
Claims Denied (Total Dollar Amount)	\$14,549
Appealed Claims (End of Reporting Month)	
Claims on Appeal (Qty.)	\$0
Claims on Appeal (Total Dollar Amount)	\$0

Federal Loan Forgiveness Claims	Total
Number of Students Assisted	1654
Pending Claims	
Pending Claims (Qty.)	29
Pending Claims (Dollar Amount) ⁹	\$504,126
Approved Claims	
Approved Claims (Qty.)	26
Approved Claims (Dollar Amount)	\$928,661
Denied Claims	
Denied Claims (Qty.)	0
Denied Claims (Dollar Amount)	\$0
Appealed Claims	
Appealed Claims (Qty.)	0
Appealed Claims (Dollar Amount)	\$0
Appealed Claims (Dollar Amount)	\$0

Private Loan Relief (Non-STRF)	Total
Number of Students Assisted	529
Description of Services Provided Referred Students to the Consumer Financial Protection Bureau	

Federal Loan Income-Dependent Repayment Plans	Total
Number of Students Assisted	0
Students Helped Out of Default on Federal Loan Through Consolidation or Rehabilitation	0

²Student services include providing information and individualized assistance to students regarding how and where to file a complaint, how to access available state and federal relief programs, and making informed decisions when selecting a private college to attend.

³On July 1, 2017, the OSAR came into existence and assumed the responsibility of processing STRF claims from the Bureau for Private Postsecondary Education's STRF Unit. Approximately 139 pending STRF claims were assigned to OSAR for continued processing. All STRF claims are processed in the order received. Therefore, those 139 claims were processed first by OSAR staff.

⁴'Pending claims' includes both complete STRF claims being processed and incomplete STRF claims awaiting claimant information.

⁵The total dollar value of STRF 'Pending Claims' is derived from self-reported numbers by students and is subject to change.

⁶The total dollar value of STRF 'Claims on Appeal' is derived from self-reported numbers by students and is subject to change.

⁸Students assisted with the completion of STRF claims in person, via telephone, or via email correspondence.

⁹The total dollar value of Federal Loan Forgiveness 'Pending Claims' is derived from self-reported numbers by students and is subject to change.



Licenses and regulates engineers, land surveyors, geologists, and geophysicists.

STAFF:

42.7 civil servant positions
1 exempt

LICENSES, REGISTRATIONS,
PERMITS, AND CERTIFICATES:

171,745

BOARD MEMBERSHIP:

8 public representatives
7 licensees

BOARD STAFF:

Executive Officer:
Richard P. Moore, PLS
ric.moore@dca.ca.gov

Assistant Executive Officer:
Nancy A. Eissler
nancy.eissler@dca.ca.gov

STRATEGIC PLAN ADOPTED:

2017

www.bpelsg.ca.gov

LAWS AND REGULATIONS:

Business and Professions Code §§ 6700 - 6799 (Engineers), §§ 7800 – 7887 (Geologists and Geophysicists), & §§ 8700 – 8805 (Land Surveyors)

Title 16, Division 5, California Code of Regulations §§ 400 – 476 (Engineers/Surveyors)

Title 16, Division 29, California Code of Regulations §§ 3000 – 3067 (Geologists)

SUNSET REVIEW:

Last Review: 2015 Next Review: 2019

BOARD MEMBERS:

Name	Appointment Expires	Appointment Type	Appointment Authority
FEL AMISTAD JR.	JUNE 30, 2022	PUBLIC	GOVERNOR
NATALIE BAMSHAD-ALAVI	JUNE 30, 2020	PROFESSIONAL	GOVERNOR
ANDREW HAMILTON	JUNE 30, 2019	PUBLIC	SPEAKER OF THE ASSEMBLY
KATHY IRISH	JUNE 30, 2022	PUBLIC	GOVERNOR
ERIC JOHNSON	JUNE 30, 2021	PROFESSIONAL	GOVERNOR
COBY KING	JUNE 30, 2020	PUBLIC	GOVERNOR
ASHA BROOKS LANG	JUNE 30, 2020	PUBLIC	GOVERNOR
ELIZABETH "BETSY" MATHIESON (VICE-PRESIDENT)	JUNE 30, 2022	PROFESSIONAL	GOVERNOR
MOHAMMAD QURESHI	JUNE 30, 2022	PROFESSIONAL	GOVERNOR
ALIREZA ASGARI	JUNE 30, 2022	PROFESSIONAL	GOVERNOR
FRANK RUFFINO	JUNE 30, 2019	PUBLIC	SENATE RULES COMMITTEE
*WILLIAM "JERRY" SILVA	JUNE 30, 2018	PUBLIC	GOVERNOR
ROBERT STOCKTON	JUNE 30, 2019	PROFESSIONAL	GOVERNOR
STEVE WILSON	JUNE 30, 2019	PROFESSIONAL	GOVERNOR
DUANE FRIEL	JUNE 30, 2019	PUBLIC	GOVERNOR

*Currently serving under a grace period.

RECIPROCITY

Pursuant to Business and Professions Code sections 6759, 7847, and 8748, an engineer or land surveyor registered in another state may apply for licensure in California by comity. Comity applicant must submit a complete application including work descriptions, references that can verify the work experience, college transcripts (optional), and verification of successful examination in another state. The complete application must be reviewed and approved by a staff engineer or land surveyor. In addition, comity applicants must take and pass the California Laws and Board Rules examination, a 25-question multiple-choice examination that is completed at home and returned to the Board office for scoring.

California accepts results of the National Council of Examiners for Engineering and Surveying (NCEES) exams for the practice act branches of civil, electrical, and mechanical engineering, the title act engineering branches, except for traffic, for which there is no national NCEES examination, and the NCEES Principles of Surveying examination for land surveying. Civil engineering applicants must also pass the California Seismic Principles and Engineering Surveying exams, which are both mandated by statute. Land surveying applicants must pass the California Professional Land Surveying examination, as required by statute. If the home state has waived the Fundamentals of Engineering or Fundamentals of Surveying examination, the application is evaluated to see if the home state's waiver matches California's waiver requirements; if not, the applicant must pass the respective fundamentals examination or have 14-17 years of experience.

California law does not provide for comity for foreign applicants registered in another country for engineering or land surveying disciplines. Applicants from foreign countries are required to submit the same application as first time California applicants and pass all required examinations.

The Board may accept out-of-state or foreign registration as qualification to register as a geologist or geophysicist so long as the applicant's qualifications meet the requirements to become a registered geologist or geophysicist in California.

ACCOMPLISHMENTS

The Board views the *Strategic Plan* as a living document to be updated and revised as existing objectives are completed and new objectives are needed. The Board participated in SOLID's strategic planning session, discussed the original objectives and classified them into three categories: completed—the objective has been achieved; implemented—the objective has been realized

and is part of the ordinary Board work; and on-going—the objective is still in progress. The completed and implemented objectives have been removed from the goals and objectives listings and placed under strategic plan accomplishments, with an indication of the year of completion or implementation. The Board adopted the updated *Strategic Plan* at its July 27, 2017, meeting.

In February 2018, the Board received approval of "Stage 1—Business Analysis" based on the Board's Business Process Improvement Study from the California Department of Technology (CDT) that seeks acquiring a new application licensing management system. CDT has legislative oversight for the Project Approval Lifecycle (PAL) process and is tasked with improving the quality, value and likelihood of success for information technology (IT) projects undertaken by the state of California. The PAL is divided into four stages ("Stage 1—Business Analysis," "Stage 2—Alternatives Analysis," "Stage 3—Solution Development," and "Stage 4—Project Readiness and Approval") each separated by gates of approval. The Board received "Stage 1" approval that includes identification of the problem or opportunity, establishing the business need, ensuring strategic alignment, and assessing organizational readiness.

The Board implemented a new application process for professional engineer and professional land surveyor licenses in October 2017. Except for structural engineer applications and those applicants seeking waiver of the fundamentals examination, all candidates seeking initial licensure as a professional engineer or professional land surveyor in California need to pass both of the national engineering or surveying examinations (Fundamentals of Engineering or Fundamentals of Surveying and the discipline-appropriate Principles and Practice of Engineering or Principles and Practice of Surveying) and acquiring the necessary education/experience, prior to submitting their applications for licensure.

Additionally, under the new application process, those seeking licensure as a professional land surveyor or a professional engineer, other than civil engineer, must pass required national exams, satisfy the required education/experience criteria, and have their application must be approved by the Board in order to be issued a license. For those seeking licensure as a civil engineer, the two state civil engineering examinations will still need to be passed; and for those seeking licensure as a land surveyor, the state land surveying examination will still need to be passed before a license is issued.

The Board announced that California's two state civil engineering examinations—Seismic Principles and Engineering Surveying—are available on a continuous basis throughout the year rather than limited to twice annually in the spring and fall, starting April 2, 2018. This change means licensure candidates who submitted an application as a civil engineer and have received technical approval of their submitted education/engineering experience, will be able to schedule/sit for the two state civil examinations as soon as they are notified of the technical approval with scheduling information. Each approved licensure candidate can sit for each of the two required examinations once per calendar quarter. If they don't pass, they can take an exam again the following calendar quarter—up to a maximum of four times per year—provided that each time they sit for an exam after the initial unsuccessful attempt, the candidate submits the required examination fee. The candidate will be issued a license once they pass both examinations and all other conditions for licensure are met. This process change effectively eliminates the previous final application filing dates while allowing licensure candidates the ability to obtain professional licensure on a much more flexible year-round schedule.

NEW LEGISLATION

(Extends through 2018)

SB 721 (Hill, Chapter 445, Statutes of 2018) establishes inspection requirements for exterior elevated elements, such as balconies and elevated walkways, including the load-bearing components, in all buildings containing three or more residential housing units. This bill creates new requirements for owners, local jurisdictions, and inspectors regarding the inspections, including specifying that inspections are to be performed by a licensed architect, licensed structural or civil engineer, a contractor holding an "A," "B," or "C-5," license, a certified construction inspector, or a building official as defined.

SB 920 (Cannella, Chapter 150, Statutes of 2018) extends provisions that allow licensed engineers, land surveyors, and architects to operate as limited liability partnerships from January 1, 2019, to January 1, 2026.

SB 1098 (Cannella, Chapter 154, Statutes of 2018) establishes the maximum fee the Board may charge to issue a geologist-in-training certification at \$100; eliminates an initial license fee for geologists and geophysicists, which is a separate fee in addition to the application fee; fixes renewal fees at no more than \$400 for specialty geologists and geophysicists; requires the Board to establish other document fees in regulation; and allows the Board to charge examination fees that cover the cost of developing and maintaining the required exams.

LICENSE REQUIREMENTS

License Requirements	Y/N?
DEGREE/PROFESSIONAL SCHOOLING	Y*
QUALIFYING EXPERIENCE (MAY INCLUDE EDUCATION)	Y
EXAMINATION	Y
CONTINUING EDUCATION/COMPETENCY	N
FINGERPRINT REQUIREMENT	Y

Business and Professions Code § 6751, §§ 7841-7843, §8742

*Not required for engineers and land surveyors

FEES*

License Type/Fee Type	Actual Fee	Statutory Limit
PROFESSIONAL ENGINEER (ALL DISCIPLINES)/APPLICATION	\$125	\$400
PROFESSIONAL LAND SURVEYOR/ APPLICATION	\$125	\$400
ENGINEER-IN-TRAINING/APPLICATION	\$50	\$100
LAND SURVEYOR-IN-TRAINING/ APPLICATION	\$50	\$100
CALIFORNIA SPECIAL CIVIL SEISMIC PRINCIPLES/EXAMINATION	\$150	**
CALIFORNIA SPECIAL CIVIL ENGINEERING SURVEYING/ EXAMINATION	\$150	**
GEOTECHNICAL ENGINEERING/ EXAMINATION	\$150	**
TRAFFIC ENGINEERING/EXAMINATION	\$150	**
CALIFORNIA STATE-SPECIFIC LAND SURVEYING/EXAMINATION	\$150	**
PROFESSIONAL ENGINEER (ALL DISCIPLINES)/RENEWAL	\$115	\$400
PROFESSIONAL LAND SURVEYOR/ RENEWAL	\$115	\$400
PROFESSIONAL ENGINEER (ALL DISCIPLINES)/RETIRED LICENSE	\$62.50	***
PROFESSIONAL LAND SURVEYOR/ RETIRED LICENSE	\$62.50	***
PROFESSIONAL GEOLOGIST/ APPLICATION	\$250	\$250
PROFESSIONAL GEOPHYSICIST/ APPLICATION	\$250	\$250
CERTIFIED ENGINEERING GEOLOGIST/ APPLICATION	\$250	\$250
CERTIFIED HYDROGEOLOGIST/ APPLICATION	\$250	\$250

License Type/Fee Type Continued	Actual Fee	Statutory Limit
PRACTICE OF GEOLOGY NATIONAL EXAMINATION/EXAMINATION	\$250	EQUAL TO ACTUAL COST TO THE BOARD TO ADMINISTER THE EXAMINATION
CALIFORNIA SPECIFIC GEOLOGIST EXAMINATION/EXAMINATION	\$150	EQUAL TO ACTUAL COST TO THE BOARD TO ADMINISTER THE EXAMINATION
FUNDAMENTALS OF GEOLOGY NATIONAL EXAMINATION/ EXAMINATION	\$150	EQUAL TO ACTUAL COST TO THE BOARD TO ADMINISTER THE EXAMINATION
GEOPHYSICIST/EXAMINATION	\$100	SHALL NOT EXCEED \$100
CERTIFIED ENGINEERING GEOLOGIST/ EXAMINATION	\$100	SHALL NOT EXCEED \$100
CERTIFIED HYDROGEOLOGIST/ EXAMINATION	\$100	SHALL NOT EXCEED \$100
PROFESSIONAL GEOLOGIST/RENEWAL	\$270	\$400
PROFESSIONAL GEOPHYSICIST/ RENEWAL	\$270	\$400
CERTIFIED ENGINEERING GEOLOGIST/ RENEWAL	\$67.50	\$100
CERTIFIED HYDROGEOLOGIST/ RENEWAL	\$67.50	\$100
CERTIFIED ENGINEERING GEOLOGIST/ RETIRED LICENSE	\$62.50	***
CERTIFIED HYDROGEOLOGIST/RETIRED LICENSE	\$62.50	***
PROFESSIONAL GEOLOGIST/RETIRED LICENSE	\$62.50	***
PROFESSIONAL GEOPHYSICIST/ RETIRED LICENSE	\$62.50	***

*Additional Fees may be required. Refer to the Board Laws and Regulation for details.

**No greater than actual cost of development and administration

***Not more than 50% of application fee in effect at the time

Summary of Licensing Activity

Initial Licenses/Certificates/Permits			
TYPE	APPS RECEIVED	ISSUED	RENEWED
AGRICULTURAL ENGINEER	2	2	74
CERTIFIED ENGINEERING GEOLOGIST	43	11	705
CERTIFIED HYDROGEOLOGIST	29	11	438
CHEMICAL ENGINEER	40	55	926
CIVIL ENGINEER	3,216	1,240	29,313
CONSULTING ENGINEER	N/A	0	1
CONTROL SYSTEMS ENGINEER	19	30	114
CORROSION ENGINEER	N/A	0	353
ELECTRICAL ENGINEER	378	454	5,088
FIRE PROTECTION ENGINEER	26	50	409
GEOLOGIST	323	125	2,407
GEOPHYSICIST	3	5	68
GEOTECHNICAL ENGINEER	85	28	747
INDUSTRIAL ENGINEER	7	4	98
LAND SURVEYOR	213	65	1,853
MANUFACTURING ENGINEER	N/A	0	129
MECHANICAL ENGINEER	386	485	8,566
METALLURGICAL ENGINEER	1	6	111
NUCLEAR ENGINEER	1	1	229
PETROLEUM ENGINEER	4	10	178
PHOTOGRAMMATIC SURVEYOR	N/A	0	0
QUALITY ENGINEER	N/A	0	140
SAFETY ENGINEER	N/A	0	166
STRUCTURAL ENGINEER	188	121	2,238
TRAFFIC ENGINEER	74	37	810
ENGINEER-IN-TRAINING	3,018	3,410	N/A
GEOLOGIST-IN-TRAINING	294	82	N/A
LAND SURVEYOR-IN-TRAINING	77	52	N/A
TOTAL	8,427	6,284	55,161

BOARD FOR PROFESSIONAL ENGINEERS, LAND SURVEYORS, AND GEOLOGISTS

Licensing Population by Type			
TYPE	CERTIFICATES/ PERMITS	LICENSES/ REGISTRATIONS	APPROVALS
AGRICULTURAL ENGINEER	N/A	126	N/A
CERTIFIED ENGINEERING GEOLOGIST	N/A	1,489	N/A
CERTIFIED HYDROGEOLOGIST	N/A	931	N/A
CHEMICAL ENGINEER	N/A	1,965	N/A
CIVIL ENGINEER	N/A	57,513	N/A
CONSULTING ENGINEER	N/A	4	N/A
CONTROL SYSTEMS ENGINEER	N/A	936	N/A
CORROSION ENGINEER	N/A	166	N/A
ELECTRICAL ENGINEER	N/A	10,387	N/A
FIRE PROTECTION ENGINEER	N/A	824	N/A
GEOLOGIST	N/A	5,147	N/A
GEOPHYSICIST	N/A	154	N/A
GEOTECHNICAL ENGINEER	N/A	1,410	N/A
INDUSTRIAL ENGINEER	N/A	290	N/A
LAND SURVEYOR	N/A	4,173	N/A
MANUFACTURING ENGINEER	N/A	244	N/A
MECHANICAL ENGINEER	N/A	15,546	N/A
METALLURGICAL ENGINEER	N/A	198	N/A
NUCLEAR ENGINEER	N/A	319	N/A
PETROLEUM ENGINEER	N/A	321	N/A
PHOTOGRAMMATIC SURVEYOR	N/A	1	N/A
QUALITY ENGINEER	N/A	324	N/A
SAFETY ENGINEER	N/A	287	N/A
STRUCTURAL ENGINEER	N/A	4350	N/A
TRAFFIC ENGINEER	N/A	1523	N/A
ENGINEER-IN-TRAINING	59,226	N/A	N/A
GEOLOGIST-IN-TRAINING	951	N/A	N/A
LAND SURVEYOR-IN-TRAINING	2,940	N/A	N/A
TOTAL	63,117	108,628	

Renewal and Continuing Education (CE)		
TYPE	FREQUENCY OF RENEWAL	NUMBER CE HOURS REQUIRED EACH CYCLE
AGRICULTURAL ENGINEER	EVERY 2 YEARS	N/A
CERTIFIED ENGINEERING GEOLOGIST	EVERY 2 YEARS	N/A
CERTIFIED HYDROGEOLOGIST	EVERY 2 YEARS	N/A
CHEMICAL ENGINEER	EVERY 2 YEARS	N/A
CIVIL ENGINEER	EVERY 2 YEARS	N/A
CONSULTING ENGINEER	EVERY 2 YEARS	N/A
CORROSION ENGINEER	EVERY 2 YEARS	N/A
CONTROL SYSTEMS ENGINEER	EVERY 2 YEARS	N/A
ELECTRICAL ENGINEER	EVERY 2 YEARS	N/A
FIRE PROTECTION ENGINEER	EVERY 2 YEARS	N/A
GEOLOGIST	EVERY 2 YEARS	N/A
GEOPHYSICIST	EVERY 2 YEARS	N/A
GEOTECHNICAL ENGINEER	EVERY 2 YEARS	N/A
INDUSTRIAL ENGINEER	EVERY 2 YEARS	N/A
LAND SURVEYOR	EVERY 2 YEARS	N/A
MANUFACTURING ENGINEER	EVERY 2 YEARS	N/A
MECHANICAL ENGINEER	EVERY 2 YEARS	N/A
METALLURGICAL ENGINEER	EVERY 2 YEARS	N/A
NUCLEAR ENGINEER	EVERY 2 YEARS	N/A
PETROLEUM ENGINEER	EVERY 2 YEARS	N/A
PHOTOGRAMMATIC SURVEYOR	EVERY 2 YEARS	N/A
QUALITY ENGINEER	EVERY 2 YEARS	N/A
SAFETY ENGINEER	EVERY 2 YEARS	N/A
STRUCTURAL ENGINEER	EVERY 2 YEARS	N/A
TRAFFIC ENGINEER	EVERY 2 YEARS	N/A
ENGINEER-IN-TRAINING	VALID UNTIL ENGINEER LICENSE ISSUED	N/A
GEOLOGIST-IN-TRAINING	VALID UNTIL GEOLOGIST LICENSE ISSUED	N/A
LAND SURVEYOR-IN-TRAINING	VALID UNTIL LAND SURVEYOR LICENSE ISSUED	N/A

Exams Results			
EXAM TITLE	PASS	FAIL	TOTAL
AGRICULTURAL ENGINEERING	2	0	2
CERTIFIED ENGINEERING GEOLOGIST	11	26	37
CERTIFIED HYDROGEOLOGIST	11	11	22
CHEMICAL ENGINEERING	25	7	32
CIVIL ENGINEERING - PRINCIPLES AND PRACTICE	1,851	1,294	3,145
CIVIL ENGINEERING - ENGINEERING SURVEYING	1,456	1,590	3,046
CIVIL ENGINEERING - SEISMIC PRINCIPLES	1,268	1,695	2,963
CONTROL SYSTEMS ENGINEERING	21	11	32
ELECTRICAL ENGINEERING	237	275	512
FIRE PROTECTION ENGINEERING	23	12	35
FUNDAMENTALS OF ENGINEERING	2,074	1,282	3,356
FUNDAMENTALS OF GEOLOGY	192	72	264
FUNDAMENTALS OF SURVEYING	29	70	99
GEOLOGIST - CALIFORNIA STATE SPECIFIC EXAM	120	116	236
GEOLOGIST - PRINCIPLES AND PRACTICE	118	36	154
GEOPHYSICIST	5	1	6
GEOTECHNICAL ENGINEERING	27	71	98
INDUSTRIAL AND SYSTEMS ENGINEERING	6	3	9
LAND SURVEYING - PRINCIPLES AND PRACTICE	44	28	72
LAND SURVEYING - CALIFORNIA STATE SPECIFIC EXAM	64	219	283
MECHANICAL ENGINEERING	430	209	639
METALLURGICAL AND MATERIALS ENGINEERING	6	2	8
NUCLEAR ENGINEERING	1	0	1
PETROLEUM ENGINEERING	5	5	10
STRUCTURAL ENGINEERING - LATERAL FORCES	42	61	103
STRUCTURAL ENGINEERING - VERTICAL FORCES	49	51	100
TRAFFIC ENGINEERING	34	120	154

Summary of Enforcement Activity

Consumer Complaints—Intake

416	RECEIVED
63	CLOSED WITHOUT REFERRAL FOR INVESTIGATION
342	REFERRED FOR INVESTIGATION
11	PENDING

Conviction/Arrest Notification Complaints

1	RECEIVED
1	CLOSED/REFERRED FOR INVESTIGATION
0	PENDING

Inspections

N/A

Investigations

362	OPENED
349	CLOSED
254	PENDING

Number of Days to Complete Intake and Investigations

60	UP TO 90 DAYS
66	91 TO 180 DAYS
140	181 DAYS TO 1 YEAR
82	1 TO 2 YEARS
1	2 TO 3 YEARS
0	OVER 3 YEARS
253	AVERAGE NUMBER OF DAYS TO COMPLETE INTAKE AND INVESTIGATIONS

Citations and Fines

91	ISSUED
71	ISSUED WITH A FINE
0	WITHDRAWN
19	DISMISSED
164	AVERAGE NUMBER OF DAYS TO ISSUE A CITATION AND FINE

BOARD FOR PROFESSIONAL ENGINEERS, LAND SURVEYORS, AND GEOLOGISTS

Total Amount of Fines

\$138,900	ASSESSED
\$0	REDUCED
\$114,459.15	COLLECTED

Criminal/Civil Actions

12	REFERRALS FOR CRIMINAL/CIVIL ACTION
3	CRIMINAL ACTIONS FILED
0	CIVIL ACTIONS FILED

Office of the Attorney General/Disciplinary Actions

28	CASES OPENED/INITIATED
19	CASES CLOSED
44	CASES PENDING

Number of Days to Complete AG Cases

5	1 YEAR
4	1 TO 2 YEARS
5	2 TO 3 YEARS
3	OVER 3 YEARS
755	AVERAGE NUMBER OF DAYS TO IMPOSE DISCIPLINE

Formal Actions Filed/Withdrawn/Dismissed

0	STATEMENTS OF ISSUES FILED
27	ACCUSATIONS FILED
0	RESTRAINING/RESTRICTION/SUSPENSION ORDERS GRANTED
1	STATEMENTS OF ISSUES WITHDRAWN/DISMISSED
2	ACCUSATIONS WITHDRAWN/DISMISSED

Administrative Outcomes/Final Orders

1	LICENSE APPLICATIONS DENIED
3	REVOCATION
1	SURRENDER OF LICENSE
0	PROBATION WITH SUSPENSION
0	SUSPENSION ONLY
10	PROBATION ONLY
0	PUBLIC REPRIMAND
3	OTHER DECISIONS

Petition for Modification or Termination of Probation

0	GRANTED
0	DENIED
0	TOTAL

Petition for Reinstatement of Revoked License/
Registration/Certification

0	GRANTED
0	DENIED
0	TOTAL

Cost Recovery to DCA

\$53,643.45	ORDERED
\$48,941.80	COLLECTED

Restitution to Consumers/Refunds/Savings

\$0	RESTITUTION ORDERED
N/A	AMOUNT REFUNDED
N/A	REWORK AT NO CHARGE
N/A	ADJUSTMENTS/RETURNS/EXCHANGES
\$0	TOTAL SAVINGS ACHIEVED FOR CONSUMERS

Receipt of Complaint to Assignment to Investigator

14	AVERAGE NUMBER OF DAYS
-----------	------------------------

Investigations: Opening to Closing of Case

234	AVERAGE NUMBER OF DAYS
------------	------------------------

Investigations: Closure of Investigation to Imposing
Formal Discipline

603	AVERAGE NUMBER OF DAYS
------------	------------------------

DEPARTMENT OF CONSUMER AFFAIRS



PROFESSIONAL FIDUCIARIES BUREAU

Licenses and regulates professional fiduciaries.

STAFF:

2 civil servant positions
1 exempt

LICENSES, REGISTRATIONS,
PERMITS, AND CERTIFICATES:

736

ADVISORY COMMITTEE:

4 public representatives
3 licensees

BUREAU STAFF:

Chief:
Rebecca May
rebecca.may@dca.ca.gov

STRATEGIC PLAN ADOPTED:

2018

www.fiduciary.ca.gov

LAWS AND REGULATIONS:

Business and Professions Code §§ 6500 – 6592;
Title 16, Division 41, California Code of Regulations §§ 4400 – 4622.

SUNSET REVIEW:

Last Review: 2018 Next Review: 2022

ADVISORY COMMITTEE MEMBERS:

Name	Appointment Expires	Appointment Type	Appointment Authority
JENNIFER CHACON	JANUARY 1, 2019	PUBLIC	SENATE RULES COMMITTEE
AILEEN FEDERIZO	JANUARY 1, 2019	PROFESSIONAL	GOVERNOR
KING GEE	JANUARY 1, 2019	PUBLIC (NON-PROFIT ORG. ADVOCATE)	GOVERNOR
HANG LE TO (CHAIR)	JANUARY 1, 2019	PUBLIC	SPEAKER OF THE ASSEMBLY
KATHLEEN THOMSON (VICE CHAIR)	JANUARY 1, 2019	PUBLIC (PROBATE COURT INVESTIGATOR)	GOVERNOR
BARBARA DE VRIES	JANUARY 1, 2019	PROFESSIONAL	GOVERNOR
VACANT	N/A	PROFESSIONAL	GOVERNOR

RECIPROCITY

None.

ACCOMPLISHMENTS

The Bureau underwent the sunset review process in 2018. The Senate and Assembly committees on Business and Professions held a sunset review hearing to discuss the Bureau's functions on March 6, 2018. As a result of this hearing, the Legislature extended the Bureau and its functions until January 1, 2023.

Staff underwent a comprehensive strategic planning process in 2018, which provided the Bureau an opportunity to examine its mission and values, gauge successes, and determine how to improve outcomes. The product of this effort, the Bureau's *Strategic Plan for 2018 to 2022*, serves as a roadmap for the Bureau's future—with clearly defined goals and corresponding objectives toward reaching those goals.

In partnership with DCAs' Office of Professional Examination Services, the Bureau participated in an occupational analysis (OA) of its licensing examination. The results will be used to identify the important tasks and knowledge related to safe and competent practice as a licensed professional fiduciary. Additionally, the results are often used in examining issues of licensure testing, scope, and regulation. The OA was completed in early 2018.

The Bureau has consistently exceeded its licensure and enforcement performance measure timeline targets during fiscal year 2017–18.

Bureau staff attended and spoke at several outreach events including seven senior fairs throughout California; two financial literacy events with the Department of Business Oversight; the Sacramento Financial Abuse Specialty Team roundtable coordinated by Adult Protective Services; and the 23rd Annual Professional Fiduciaries Association of California Educational Conference. Staff spoke with consumers, professionals, and potential licensees at these events about the Bureau's purpose.

NEW LEGISLATION

(Extends through 2018)

AB 2750 (Obernolte, Chapter 131, Statutes of 2018)

authorizes conservators of the estate or person the right to obtain certified death records from state and local registrars and county recorders. Additionally, this bill would clarify that agents or employees of a funeral establishment can also obtain certified death records if they are doing so on behalf of an authorized person.

AB 3144 (Low, Chapter 681, Statutes of 2018)

extends the sunset date of the Bureau from January 1, 2019 to January 1, 2023. This bill also expands the definition of professional fiduciary to include certain personal representatives of a decedent's estate, establishes an experience-only pathway to licensure, and prohibits professional fiduciaries from charging a client for responding to complaints filed against the fiduciary with the Bureau.

LICENSE REQUIREMENTS

License Requirements	Y/N?
DEGREE/PROFESSIONAL SCHOOLING	Y
QUALIFYING EXPERIENCE (MAY INCLUDE EDUCATION)	Y
EXAMINATION	Y
CONTINUING EDUCATION/COMPETENCY	Y
FINGERPRINT REQUIREMENT	Y

FEES*

License Type/Fee Type	Actual Fee	Statutory Limit
PF - APPLICATION	\$400	N/A
PF - INITIAL LICENSE	\$600 + PRORATION	N/A
PF - RENEWAL	\$700	N/A
PF - DELINQUENT RENEWAL	\$150	N/A
PF - DUPLICATE LICENSE	\$25	N/A

*Additional Fees may be required. Refer to the Bureau Laws and Regulation for details.

Summary of Licensing Activity

Initial Licenses/Certificates/Permits			
TYPE	APPS RECEIVED	ISSUED	RENEWED
PROFESSIONAL FIDUCIARY	126	57	602

Licensing Population by Type			
TYPE	CERTIFICATES/ PERMITS	LICENSES/ REGISTRATIONS	APPROVALS
PROFESSIONAL FIDUCIARY	N/A	736	N/A

Renewal and Continuing Education (CE)		
TYPE	FREQUENCY OF RENEWAL	NUMBER CE HOURS REQUIRED EACH CYCLE
PROFESSIONAL FIDUCIARY	ANNUALLY	15 HOURS INCLUDING 2 HOURS OF ETHICS

Exams Results			
EXAM TITLE	PASS	FAIL	TOTAL
PROFESSIONAL FIDUCIARY NATIONAL EXAMINATION	44	47	91
PROFESSIONAL FIDUCIARY CALIFORNIA EXAMINATION	91	75	166

Summary of Enforcement Activity

Consumer Complaints—Intake	
145	RECEIVED
24	CLOSED WITHOUT REFERRAL FOR INVESTIGATION
122	REFERRED FOR INVESTIGATION
1	PENDING

Conviction/Arrest Notification Complaints	
1	RECEIVED
1	CLOSED/REFERRED FOR INVESTIGATION
0	PENDING

Inspections	
	N/A

Investigations	
123	OPENED
142	CLOSED
23	PENDING

Number of Days to Complete Intake and Investigations	
87	UP TO 90 DAYS
23	91 TO 180 DAYS
10	181 DAYS TO 1 YEAR
15	1 TO 2 YEARS
7	2 TO 3 YEARS
0	OVER 3 YEARS
149	AVERAGE NUMBER OF DAYS TO COMPLETE INTAKE AND INVESTIGATIONS

Citations and Fines	
13	ISSUED
8	ISSUED WITH A FINE
2	WITHDRAWN
0	DISMISSED
52	AVERAGE NUMBER OF DAYS TO ISSUE A CITATION AND FINE

Total Amount of Fines	
\$5,500	ASSESSED
\$500	REDUCED
\$3,000	COLLECTED

Criminal/Civil Actions	
0	REFERRALS FOR CRIMINAL/CIVIL ACTION
0	CRIMINAL ACTIONS FILED
0	CIVIL ACTIONS FILED

Office of the Attorney General/Disciplinary Actions	
5	CASES OPENED/INITIATED
0	CASES CLOSED
8	CASES PENDING

Number of Days to Complete AG Cases

0	1 YEAR
1	1 TO 2 YEARS
0	2 TO 3 YEARS
0	OVER 3 YEARS
525	AVERAGE NUMBER OF DAYS TO IMPOSE DISCIPLINE

Formal Actions Filed/Withdrawn/Dismissed

0	STATEMENTS OF ISSUES FILED
3	ACCUSATIONS FILED
0	RESTRAINING/RESTRICTION/SUSPENSION ORDERS GRANTED
0	STATEMENTS OF ISSUES WITHDRAWN/DISMISSED
0	ACCUSATIONS WITHDRAWN/DISMISSED

Administrative Outcomes/Final Orders

0	LICENSE APPLICATIONS DENIED
1	REVOCATION
3	SURRENDER OF LICENSE
0	PROBATION WITH SUSPENSION
0	SUSPENSION ONLY
0	PROBATION ONLY
0	PUBLIC REPRIMAND
1	OTHER DECISIONS

Petition for Modification or Termination of Probation

0	GRANTED
0	DENIED
0	TOTAL

Petition for Reinstatement of Revoked License/
Registration/Certification

0	GRANTED
0	DENIED
0	TOTAL

Cost Recovery to DCA

\$9,442	ORDERED
\$3,750	COLLECTED

Restitution to Consumers/Refunds/Savings

N/A	RESTITUTION ORDERED
N/A	AMOUNT REFUNDED
N/A	REWORK AT NO CHARGE
N/A	ADJUSTMENTS/RETURNS/EXCHANGES
N/A	TOTAL SAVINGS ACHIEVED FOR CONSUMERS

Receipt of Complaint to Assignment to Investigator


3	AVERAGE NUMBER OF DAYS
---	------------------------

Investigations: Opening to Closing of Case

142	AVERAGE NUMBER OF DAYS
-----	------------------------

Investigations: Closure of Investigation to Imposing
Formal Discipline

405	AVERAGE NUMBER OF DAYS
-----	------------------------



Licenses and regulates psychologists, registered psychologists, and psychological assistants.

STAFF:

28.5 civil servant positions
1 exempt

LICENSES, REGISTRATIONS,
PERMITS, AND CERTIFICATES:

23,912

BOARD MEMBERSHIP:

4 public representatives
5 licensees

BOARD STAFF:

Executive Officer:
Antonette Sorrick
antonette.sorrick@dca.ca.gov

Assistant Executive Officer:
Jeffrey Thomas
jeffrey.thomas@dca.ca.gov

Legislative Contact:
Cherise Burns
cherise.burns@dca.ca.gov

STRATEGIC PLAN ADOPTED:

2014

www.psychology.ca.gov

LAWS AND REGULATIONS:

Business and Professions Code §§ 2900 – 2999;

Title 16, Division 13.6, California Code of Regulations §§ 1380 – 1397.71.

SUNSET REVIEW:

Last Review: 2016

Next Review: 2020

BOARD MEMBERS:

Name	Appointment Expires	Appointment Type	Appointment Authority
*LUCILLE ACQUAYE-BADD00	JUNE 1, 2018	PUBLIC	SPEAKER OF THE ASSEMBLY
ALITA BERNAL	JUNE 1, 2020	PUBLIC	SENATE RULES COMMITTEE
SHERYLL CASUGA	JUNE 1, 2020	PROFESSIONAL	GOVERNOR
LEA TATE	JUNE 1, 2020	PROFESSIONAL	GOVERNOR
SEYRON FOO (VICE PRESIDENT)	JUNE 1, 2020	PUBLIC	GOVERNOR
JACQUELINE HORN	JUNE 1, 2019	PROFESSIONAL	GOVERNOR
*NICOLE JONES	JUNE 1, 2018	PUBLIC	GOVERNOR
STEPHEN PHILLIPS (PRESIDENT)	JUNE 1, 2020	PROFESSIONAL	GOVERNOR
MARY HARB SHEETS	JUNE 1, 2020	PROFESSIONAL	GOVERNOR

*Currently serving under a grace period.

RECIPROCITY

Pursuant to Business and Professions Code section 2946, a psychologist certified or licensed in another state or province and who has made application to the Board for a license in this state may perform activities and services of a psychological nature without a valid license for a period not to exceed 180 calendar days from the time of submitting his or her application or from the commencement of residency in California, whichever occurs first.

Business and Professions Code § 2912

Nothing in this chapter shall be construed to restrict or prevent a person who is licensed as a psychologist at the doctoral level in another state or territory of the United States or in Canada from offering psychological services in this state for a period not to exceed 30 days in calendar year.

ACCOMPLISHMENTS

Starting July 1, 2018, the Board began issuing plastic pocket cards rather than the traditional paper pocket cards at the time of initial licensure and license renewal. As part of the Board's 2014–18 *Strategic Plan*, the Board approved providing “hard-card” pocket licenses as the paper pocket cards would become degraded and torn over time. This more durable pocket license ensures that licensees do not need to pay for multiple pocket cards in one licensing cycle.

Senate Bill 1193 (Hill, Chapter 484, Statutes of 2016) allows the Board to post on its website regarding the education history of all current and former licensees. To implement this provision and for data integrity purposes, the Board has hired additional staff to modernize data that were only maintained in physical files previously. Staff has worked to update licensing information in the BreZE system to ensure the new information relating to the education history is accurate in the license profile for display through DCA's license search.

Board Executive Officer Antonette Sorrick made a presentation at the midyear meeting of the Association of State and Provincial Psychology Board (ASPPB) on Friday, April 13, 2018, on fairness and consistency in licensing. Also discussed at the meeting was the status of the supplemental part of the national examination.

The Board, along with the Board of Behavioral Sciences (BBS), held a Child Custody Stakeholder Meeting on September 21, 2018. Stakeholders were invited to participate in the meeting to discuss concerns from the Center of Judicial Excellence. In attendance were BBS and Board staff, DCA's Executive Office and Legal

Affairs Division, the Judicial Council of Family Law, the Senate Judiciary Committee, the Assembly Committee on Business and Professions, and the Center for Judicial Excellence.

The biennial Expert Reviewer Training was held on April 12, 2018, at the Office of the Attorney General located in Oakland. The Board had approximately 30 attendees and several presenters which included Board staff, three deputy attorney generals, a DCA Division of Investigation investigator, and a Board expert. The Expert Reviewer Program is the backbone of the Board's Enforcement Program and training is vital to protect consumers from unprofessional, incompetent, and dangerous practitioners.

The Board spearheaded a revamp of the “Professional Therapy Never Includes Sex” booklet. This effort was divided into the following elements: 1) staff from Board of Psychology, BBS, the Osteopathic Medical Board, and the Medical Board of California created a revised brochure; 2) experts and board members from the four boards reviewed the content and provided additional changes to the brochure; and, 3) the Board found an Assembly Member to author legislation to revise provisions of the Business and Professions Code demonstrating the authority of the boards to provide the brochure and content needed to be included in the publication.

A group of stakeholders was convened with representation from Board members, educational institutions, professional associations, graduate training programs, and students to gather input for the consideration and possible implementation of the Examination for Professional Practice in Psychology (EPPP) Part 2. The EPPP Part 2 will be a new skills-based national examination administered by the Association of State and Provincial Psychology Boards. The EPPP2 Task Force was tasked with considering the benefits and drawbacks of the proposed examination for the Board, prospective licensees, consumers, eligibility criteria, the application process, and the impact on the Board's process for licensure. The Task Force convened in April and June of 2018 and its recommendations regarding the examination's impacts and potential implementation were presented to the Board at its August Board Meeting.

NEW LEGISLATION

(Extends through 2018)

There was no enacted legislation solely related to this program in 2018. Legislation with Department-wide impact or involving multiple healing arts programs is also discussed in the Healing Arts Legislation and DCA-wide Legislation sections of this report on pages 9 and 10.

LICENSE REQUIREMENTS

License Requirements	Y/N?
DEGREE/PROFESSIONAL SCHOOLING	Y
QUALIFYING EXPERIENCE (MAY INCLUDE EDUCATION)	Y*
EXAMINATION	Y**
CONTINUING EDUCATION/COMPETENCY	Y
FINGERPRINT REQUIREMENT	Y

Business and Professions Code §§ 2909, 2913, and 2914; California Code of Regulations §§ 1387 and 1387.4.

*No minimum experience requirement for Psychological Assistant.

**Examinations are only required for Psychologists

FEES*

License Type/Fee Type	Actual Fee	Statutory Limit
PSYCHOLOGIST/ APPLICATION FEE	\$40	\$50
PSYCHOLOGIST/ INITIAL LICENSE FEE	\$400	EQUAL TO RENEWAL FEE
PSYCHOLOGIST (ACTIVE)/ BIENNIAL RENEWAL FEE	\$400	\$500
PSYCHOLOGIST (ACTIVE)/ ADDITIONAL BIENNIAL FEES PAID AT RENEWAL**	\$30	\$30
PSYCHOLOGIST (INACTIVE)/ BIENNIAL RENEWAL FEE	\$40	\$40
PSYCHOLOGIST (INACTIVE)/ ADDITIONAL BIENNIAL FEES PAID AT RENEWAL***	\$20	\$20
PSYCHOLOGIST (ACTIVE)/ DELINQUENCY FEE	\$150	50% OF RENEWAL NOT TO EXCEED \$150
PSYCHOLOGIST (INACTIVE)/ DELINQUENCY FEE	\$20	50% OF RENEWAL NOT TO EXCEED \$150
PSYCHOLOGIST/ DUPLICATE LICENSE FEE	\$5	\$5
CALIFORNIA PSYCHOLOGY LAWS AND ETHICS EXAMINATION (CPLEE)	\$129	COST TO BOARD
PSYCHOLOGICAL ASSISTANT/ APPLICATION FEE	\$40	\$75
PSYCHOLOGICAL ASSISTANT/ ANNUAL RENEWAL FEE	\$40	\$75
PSYCHOLOGICAL ASSISTANT/ DELINQUENCY FEE	\$20	50% OF RENEWAL NOT TO EXCEED \$150
REGISTERED PSYCHOLOGIST APPLICATION FEE	N/A	N/A
LICENSE VERIFICATION FEE	\$5	\$5

*Additional Fees may be required. Refer to the Board Laws and Regulation for details.

**Included in the Biennial Renewal Fee for an Active Psychologist is an additional \$30 in fees which includes \$20 pursuant to BPC 2987.2 and \$10 pursuant to CCR Title 16 Division 13.1 section 1397.69

***Included in the Biennial Renewal Fee for an Inactive Psychologist is an additional \$20 fee pursuant to BPC 2987.2

Summary of Licensing Activity

Initial Licenses/Certificates/Permits			
TYPE	APPS RECEIVED	ISSUED	RENEWED
PSYCHOLOGIST	1,800	900	9,818
REGISTERED PSYCHOLOGIST	99	72	N/A
PSYCHOLOGICAL ASSISTANT	803	685	870
TOTAL	2,702	1,657	10,688

Licensing Population by Type			
TYPE	CERTIFICATES/ PERMITS	LICENSES/ REGISTRATIONS	APPROVALS
PSYCHOLOGIST	N/A	22,261	N/A
REGISTERED PSYCHOLOGIST	N/A	173	N/A
PSYCHOLOGICAL ASSISTANT	N/A	1,478	N/A
TOTAL		23,912	

Renewal and Continuing Education (CE)		
TYPE	FREQUENCY OF RENEWAL	NUMBER CE HOURS REQUIRED EACH CYCLE
PSYCHOLOGIST	EVERY 2 YEARS	36
PSYCHOLOGICAL ASSISTANT	EVERY YEAR	N/A
REGISTERED PSYCHOLOGIST	NON-RENEWABLE	N/A

Exams Results			
EXAM TITLE	PASS	FAIL	TOTAL
EXAMINATION FOR PROFESSIONAL PRACTICE IN PSYCHOLOGY (EPPP)	844	765	1161
CALIFORNIA PSYCHOLOGY LAWS AND ETHICS EXAMINATION (CPLEE)	914	247	1609

Summary of Enforcement Activity

Consumer Complaints—Intake	
1,129	RECEIVED
345	CLOSED WITHOUT REFERRAL FOR INVESTIGATION
805	REFERRED FOR INVESTIGATION
124	PENDING

Conviction/Arrest Notification Complaints	
53	RECEIVED
52	CLOSED/REFERRED FOR INVESTIGATION
4	PENDING

Inspections	
	N/A

Investigations	
855	OPENED
773	CLOSED
418	PENDING

Number of Days to Complete Intake and Investigations	
604	UP TO 90 DAYS
65	91 TO 180 DAYS
53	181 DAYS TO 1 YEAR
39	1 TO 2 YEARS
11	2 TO 3 YEARS
1	OVER 3 YEARS
77	AVERAGE NUMBER OF DAYS TO COMPLETE INTAKE AND INVESTIGATIONS

Citations and Fines	
0	ISSUED
46	ISSUED WITH A FINE
1	WITHDRAWN
0	DISMISSED
162	AVERAGE NUMBER OF DAYS TO ISSUE A CITATION AND FINE

Total Amount of Fines	
\$54,250	ASSESSED
	REDUCED
\$24,250	COLLECTED

Criminal/Civil Actions	
0	REFERRALS FOR CRIMINAL/CIVIL ACTION
0	CRIMINAL ACTIONS FILED
0	CIVIL ACTIONS FILED

Office of the Attorney General/Disciplinary Actions	
70	CASES OPENED/INITIATED
38	CASES CLOSED
74	CASES PENDING

Number of Days to Complete AG Cases	
10	1 YEAR
13	1 TO 2 YEARS
12	2 TO 3 YEARS
10	OVER 3 YEARS
1,084	AVERAGE NUMBER OF DAYS TO IMPOSE DISCIPLINE

Formal Actions Filed/Withdrawn/Dismissed	
7	STATEMENTS OF ISSUES FILED
26	ACCUSATIONS FILED
2	RESTRAINING/RESTRICTION/SUSPENSION ORDERS GRANTED
1	STATEMENTS OF ISSUES WITHDRAWN/DISMISSED
2	ACCUSATIONS WITHDRAWN/DISMISSED

Administrative Outcomes/Final Orders	
14	LICENSE APPLICATIONS DENIED
9	REVOCATION
11	SURRENDER OF LICENSE
0	PROBATION WITH SUSPENSION
2	SUSPENSION ONLY
7	PROBATION ONLY
4	PUBLIC REPRIMAND
0	OTHER DECISIONS

Petition for Modification or Termination of Probation	
2	GRANTED
4	DENIED
6	TOTAL

Petition for Reinstatement of Revoked License/Registration/Certification	
0	GRANTED
1	DENIED
1	TOTAL


Cost Recovery to DCA	
\$212,937	ORDERED
\$36,276	COLLECTED

Restitution to Consumers/Refunds/Savings	
N/A	RESTITUTION ORDERED
N/A	AMOUNT REFUNDED
N/A	REWORK AT NO CHARGE
N/A	ADJUSTMENTS/RETURNS/EXCHANGES
N/A	TOTAL SAVINGS ACHIEVED FOR CONSUMERS

Receipt of Complaint to Assignment to Investigator	
8	AVERAGE NUMBER OF DAYS

Investigations: Opening to Closing of Case	
93	AVERAGE NUMBER OF DAYS

Investigations: Closure of Investigation to Imposing Formal Discipline	
623	AVERAGE NUMBER OF DAYS



Licenses and regulates mortgage loan originators, real estate brokers and salespersons, and offerings of subdivided lands in California.

STAFF:

330 civil servant positions
3 exempt

LICENSES, REGISTRATIONS, PERMITS, AND CERTIFICATES:

444,602

BUREAU STAFF:

Acting Commissioner:
Dan Sandri

dan.sandri@dre.ca.gov

STRATEGIC PLAN ADOPTED:

2016

www.dre.ca.gov

LAWS AND REGULATIONS:

Business and Professions Code §§ 10000 – 11288; §§ 10166.01 – 10166.17;
Title 10, Chapter 6, California Code of Regulations §§ 2700 – 3200.

SUNSET REVIEW:

Last Review: 2016

Next Review: 2020

Effective July 1, 2018, the California Bureau of Real Estate under DCA became the Department of Real Estate. SB173 (Dodd, Chapter 828, Statutes of 2017) signed by Governor Edmund G. Brown Jr. on October 15, 2017, re-established the department after five years as a bureau. To learn more, visit www.dre.ca.gov.

RECIPROCITY

None.

ACCOMPLISHMENTS

In fiscal year 2017-18, 656 audits of real estate brokers were conducted, finding \$11 million in trust fund shortages. Of these audits, 75 had trust fund shortages in excess of \$10,000. In addition, 33 percent of the audits performed contained a shortage finding. The highest incidence and dollar amount of shortage was found on audits of brokers involved with property management and broker escrow activities. Audit staff was successful in having brokers cure over \$1.8 million in shortages prior to completion of the audits.

Focus on outreach to consumers, law enforcement groups, and industry in 2017-18. Educational opportunities were provided for the industry to learn about compliance issues, and for consumers to learn how to avoid falling victim to real estate fraud and schemes. Regular meetings were conducted with at least 10 county-related real estate fraud task forces and coalitions to improve communication and coordinated action. CalBRE participated in more than 43 outreach events in 2017-18. Furthermore, subdivisions staff members participated as guest speakers at outreach events to many building industry groups; improving industry understanding and consumer protection by communicating the mandates required by the Subdivided Lands Law, the Vacation and Ownership Act, the Real Estate Law and Regulations of the Real Estate Commissioner.

In 2017-18, CalBRE issued 868 citations to licensees for violations of the Real Estate Law and Commissioner's Regulations (131 of these with a \$0 final fine amount). Citations that are issued to real estate licensees are typically for relatively minor violations of the law that do not merit the higher disciplinary action. Citation authority also permits the Bureau to issue a citation and impose a fine on an unlicensed person engaged in an activity for which a real estate license is required. The dollar amount of fines issued with citations in 2017-18 totaled \$643,200 and the amount of these fines collected as of June 30, 2018, was \$523,450. The grand total of money collected (including money collected during this fiscal year for fines issued in previous fiscal years) was \$644,325.

Website contents continued to expand to help educate both consumers and industry. In 2017-18, CalBRE posted and distributed advisories about:

- Updated guidelines for unlicensed assistants (January 2018).
- Delay in the implementation of the petition process for removal of discipline (November 2017).
- Laws pertaining to price gouging.
- Assembly Bill 2330 (Ridley-Thomas, Chapter 614, Statutes of 2016) pertaining to broker associate reporting.

CalBRE also posted two Consumer Alerts with the following topics: 1) a warning regarding timeshare exit/release companies (July 2017) and 2) how not to get burned by rental listing scammers (July 2017). In addition, advisories, quarterly "Real Estate Bulletins" and monthly disciplinary actions reports were posted, along with articles about the real estate brokerage as fiduciary, and how to close the knowledge and skill competency gap.

The subdivisions program received 3,368 new subdivision filings (NSF) in 2017-18, an increase of 6.3 percent over 2016-17 (3,168 NSFs were received in 2016-17). While the number of NSFs and subdivision staffing levels in 2017-18 were almost identical to 2016-17, processing time frame reductions were realized in several critical areas. The average time frame to perform the initial review for an NSF (original common interest) decreased by 4.2 days and by 7.4 days for amendment filings. The NSF application process results in the preparation of a Subdivision Public Report (California project), permit (out-of-state timeshare) or confirmation of registration (non-California project located within the United States) from CalBRE. The public report/permit is an important disclosure document that provides prospective purchasers with pertinent information about the subdivision, including: site suitability, financing of improvements and facilities, sales agreements, purchase money handling, the release of blanket encumbrances, and vital disclosures concerning the availability of fire protection, water supply and quality, vehicular access, latent natural hazards, reservations of mineral rights and easements, and community association assessments.

NEW LEGISLATION

(Extends through 2018)

There was no enacted legislation solely related to this program in 2018. Legislation with Department-wide impact is discussed in the DCA-wide Legislation section of this report on page 9.

LICENSE REQUIREMENTS

License Requirements	Y/N?
DEGREE/PROFESSIONAL SCHOOLING	Y
QUALIFYING EXPERIENCE (MAY INCLUDE EDUCATION)	Y
EXAMINATION	Y
CONTINUING EDUCATION/COMPETENCY	Y
FINGERPRINT REQUIREMENT	Y

FEES*

License Type/Fee Type	Actual Fee	Statutory Limit
SALESPERSON		
EXAMINATION FEE	\$60	\$60
LICENSE FEE	\$245	\$245
TOTAL INITIAL LICENSE FEE	\$305	\$305
QUADRENNIAL RENEWAL FEE	\$245	\$245
BROKER		
EXAMINATION FEE	\$95	\$95
LICENSE FEE	\$300	\$300
TOTAL INITIAL LICENSE FEE	\$395	\$395
QUADRENNIAL RENEWAL FEE	\$300	\$300
MORTGAGE LOAN ORIGINATOR ENDORSEMENT		
EXAMINATION FEE	\$110	N/A
LICENSE FEE	\$300	\$300
TOTAL INITIAL LICENSE FEE	\$410	N/A
ANNUAL RENEWAL FEE	\$300	\$300

*Additional Fees may be required. Refer to the Board Laws and Regulation for details.

Summary of Licensing Activity

Initial Licenses/Certificates/Permits			
TYPE	APPS RECEIVED	ISSUED	RENEWED
REAL ESTATE SALESPERSON	27,515	23,550	53,612
REAL ESTATE BROKER/OFFICER	5,483	4,571	29,767
MLO ENDORSEMENTS (INDV.)	N/A	1,853	17,122
MLO ENDORSEMENTS (COMP.)	N/A	594	5,614
MLO ENDORSEMENTS (BRANCH)	N/A	185	883
TOTAL	32,998	30,753	106,998

Licensing Population by Type			
TYPE	CERTIFICATES/ PERMITS	LICENSES/ REGISTRATIONS	APPROVALS
REAL ESTATE SALESPERSON	N/A	287,051	N/A
REAL ESTATE BROKER/ OFFICER	N/A	132,103	N/A
MLO ENDORSEMENTS (INDV.)	N/A	18,392	N/A
MLO ENDORSEMENTS (COMP.)	N/A	6,101	N/A
MLO ENDORSEMENTS (BRANCH)	N/A	955	N/A
TOTAL	N/A	444,602	N/A

Renewal and Continuing Education (CE)		
TYPE	FREQUENCY OF RENEWAL	NUMBER CE HOURS REQUIRED EACH CYCLE
REAL ESTATE SALESPERSON	EVERY 4 YEARS	45
REAL ESTATE BROKER/ OFFICER	EVERY 4 YEARS	45

Exams Results			
EXAM TITLE	PASS	FAIL	TOTAL
SALESPERSON EXAM	23,722	21,866	45,588
BROKER/OFFICER	2,190	2,157	4,347

Summary of Enforcement Activity

Consumer Complaints—Intake	
6,197	RECEIVED
2,262	CLOSED WITHOUT REFERRAL FOR INVESTIGATION
4,181	REFERRED FOR INVESTIGATION
262	PENDING

Conviction/Arrest Notification Complaints	
2,559	RECEIVED
2,373	CLOSED/REFERRED FOR INVESTIGATION
1,437	PENDING

Inspections	
N/A	

Investigations	
4,181	OPENED
3,237	CLOSED
1,475	PENDING

Number of Days to Complete Intake and Investigations

1,259	UP TO 90 DAYS
436	91 TO 180 DAYS
637	181 DAYS TO 1 YEAR
281	1 TO 2 YEARS
4	2 TO 3 YEARS
	OVER 3 YEARS
217	AVERAGE NUMBER OF DAYS TO COMPLETE INTAKE AND INVESTIGATIONS

Citations and Fines

868	ISSUED
868	ISSUED WITH A FINE
2	WITHDRAWN
131	DISMISSED
62	AVERAGE NUMBER OF DAYS TO ISSUE A CITATION AND FINE

Total Amount of Fines

\$746,150	ASSESSED
\$102,950	REDUCED
\$644,325	COLLECTED

Criminal/Civil Actions

33	REFERRALS FOR CRIMINAL/CIVIL ACTION
9	CRIMINAL ACTIONS FILED
N/A	CIVIL ACTIONS FILED

Office of the Attorney General/Disciplinary Actions

N/A	CASES OPENED/INITIATED
N/A	CASES CLOSED
N/A	CASES PENDING

Number of Days to Complete AG Cases

340	1 YEAR
295	1 TO 2 YEARS
65	2 TO 3 YEARS
227	OVER 3 YEARS
303	AVERAGE NUMBER OF DAYS TO IMPOSE DISCIPLINE

Formal Actions Filed/Withdrawn/Dismissed

250	STATEMENTS OF ISSUES FILED
446	ACCUSATIONS FILED
194	RESTRAINING/RESTRICTION/SUSPENSION ORDERS GRANTED
37	STATEMENTS OF ISSUES WITHDRAWN/DISMISSED
31	ACCUSATIONS WITHDRAWN/DISMISSED

Administrative Outcomes/Final Orders

220	LICENSE APPLICATIONS DENIED
353	REVOCATION
99	SURRENDER OF LICENSE
N/A	PROBATION WITH SUSPENSION
92	SUSPENSION ONLY
N/A	PROBATION ONLY
9	PUBLIC REPRIMAND
7	OTHER DECISIONS

Petition for Modification or Termination of Probation

N/A	GRANTED
N/A	DENIED
N/A	TOTAL

Petition for Reinstatement of Revoked License/Registration/Certification

29	GRANTED
11	DENIED
40	TOTAL

Cost Recovery to DCA

N/A	ORDERED
N/A	COLLECTED

Restitution to Consumers/Refunds/Savings

N/A	RESTITUTION ORDERED
N/A	AMOUNT REFUNDED
N/A	REWORK AT NO CHARGE
N/A	ADJUSTMENTS/RETURNS/EXCHANGES
N/A	TOTAL SAVINGS ACHIEVED FOR CONSUMERS

Receipt of Complaint to Assignment to Investigator

28	AVERAGE NUMBER OF DAYS
-----------	------------------------

Investigations: Opening to Closing of Case

217	AVERAGE NUMBER OF DAYS
------------	------------------------

Investigations: Closure of Investigation to Imposing Formal Discipline

303	AVERAGE NUMBER OF DAYS
------------	------------------------



Licenses and regulates real estate appraisers and registered appraisal management companies.

STAFF:

32 civil servant positions
1 exempt

LICENSES, REGISTRATIONS,
PERMITS, AND CERTIFICATES:

11,108

BUREAU STAFF:

Chief:

Jim Martin

jim.martin@brea.ca.gov

Deputy Chief:

Loretta Dillon

loretta.dillon@brea.ca.gov

STRATEGIC PLAN ADOPTED:

2014

www.brea.ca.gov

LAWS AND REGULATIONS:

Business and Professions Code §§ 11300 – 11423;

Title 10, Chapter 6.5, California Code of Regulations §§ 3500 – 3780;

Title 11, United States Code §§ 1101 – 1126;

Title 12, United States Code § 3338;

Title 15, United States Code § 1639(e);

Title 12, Code of Federal Regulations §§ 225.61 – 225.67;

Title 12, Code of Federal Regulations §§ 1222.20 – 1222.26.

SUNSET REVIEW:

Last Review: 2016

Next Review: 2020

RECIPROCITY

Pursuant to California Code of Regulations, Chapter 10, section 3569, the Bureau offers reciprocity when an appraiser has a valid license from a compliant state whose own requirements meet or exceed those of California at the time of application. Licenses are issued without additional examination, but the licensing fee is still required.

ACCOMPLISHMENTS

The Bureau's Licensing Unit reduced application process "days aged" from an average of 65 to 10 by increasing efficiencies and the continued increase in the number of appraisers using the online renewal process.

Information technology enhancements include greater efficiencies and public transparencies. The Bureau enhanced the disciplinary monitoring upgrade to include all due dates in monitoring reports for disciplinary requirements. This addition improves Enforcement Unit work assignment management and reduces errors. The licensing search on the Bureau's website was enhanced to include expired licenses, making this information easily available, and effectively reducing phone inquiries to the office. The Bureau also enhanced the Appraisal Management Company online registry search to reflect registration history, increasing transparency and decreasing phone call volume.

Lastly, the Bureau implemented Assembly Bill 1381 (Weber, Chapter 854, Statutes of 2016), amending Business and Professions Code Section 11317.2, requiring the Bureau to post licensee continuing education submitted for license renewal. The Bureau's website includes this information in a licensee's search to allow clients, potential clients, employers, and potential employers to easily access this information.

The Bureau executed some cost savings measures: first, a new lease facilitating a move to Rancho Cordova, which will save the Bureau almost \$300,000 after moving costs, over the first term of the lease. The new location includes free parking which will save staff thousands of dollars in out of pocket parking costs. The Bureau also functionally reduced staff by two positions, and submitted a budget change proposal to permanently reduce these positions,

saving the Bureau approximately \$290,000 annually.

Several successful outreach endeavors were completed. The Bureau chief participated in a focus group facilitated by the Appraisal Qualifications Board proposing alternative options to satisfy the education requirements for the certified levels of appraisal licenses. The Bureau chief also undertook an effort to encourage the California Community Colleges (CCC) to expand their real estate appraiser curriculum. This included participation in two CCC real estate program conferences to support instructors in their submittal of real estate appraisal courses for education credit toward licensure, and providing information on recent changes in education requirements and the process for gaining course accreditation.

Additionally, the Bureau chief began an initiative to consult with public agencies to encourage agencies working with taxpayer funded transactions which include appraisals to report unethical and/or unprofessional practices in developing the appraisal report. Another essential continuing outreach effort is the ongoing publication of a newsletter via email and web posting to provide a broad range of information about the Bureau's program to all stakeholders and interested parties.

NEW LEGISLATION

(Extends through 2018)

SB 70 (Bates, Chapter 928, Statutes of 2018) exempts a licensed real estate appraiser from complying with provisions of the federal Uniform Standards of Professional Appraisal Practice when providing Restricted Appraisal Reports (Restricted Reports). This exemption only applies if: 1) the client consents to the Restricted Report in advance; 2) the Restricted Report is not for a federally related real estate transaction; 3) the Restricted Report does not involve a loan of investor funds arranged by a mortgage broker; and 4) the Restricted Report does not involve the purchase or refinance of a residential dwelling of one to four units. The Restricted Report must clearly identify all intended users, state the opinions and conclusions set forth in the report may not be understood properly without additional information that is in the appraiser's workfile, and state there may be assumptions that the appraiser has not verified that may significantly impact the appraised value of the subject of the report. This provision is only in effect until January 1, 2020.

BUREAU OF REAL ESTATE APPRAISERS

LICENSE REQUIREMENTS

License Requirements	Y/N?
DEGREE/PROFESSIONAL SCHOOLING	Y
QUALIFYING EXPERIENCE (MAY INCLUDE EDUCATION)	Y
EXAMINATION	Y
CONTINUING EDUCATION/COMPETENCY	Y
FINGERPRINT REQUIREMENT	Y

FEES*

License Type/Fee Type	Actual Fee	Statutory Limit
TRAINEE (AT)		
INITIAL LICENSE FEE	\$405	\$450
BIENNIAL RENEWAL FEE	\$335	\$450
RESIDENTIAL (AL)		
INITIAL APPLICATION AND LICENSE FEE	\$405	\$450
FEDERAL FEE (INITIAL AND RENEWAL)	\$80	
TOTAL INITIAL LICENSE FEE	\$485	
TOTAL BIENNIAL RENEWAL FEE	\$415	\$450
CERTIFIED RESIDENTIAL (AR)		
INITIAL APPLICATION AND LICENSE FEE	\$455	\$525
FEDERAL FEE (INITIAL AND RENEWAL)	\$80	
TOTAL INITIAL LICENSE FEE	\$535	
TOTAL BIENNIAL RENEWAL FEE	\$465	\$525
CERTIFIED GENERAL (AG)		
INITIAL APPLICATION AND LICENSE FEE	\$455	\$525
FEDERAL FEE (INITIAL AND RENEWAL)	\$80	
TOTAL INITIAL LICENSE FEE	\$535	
TOTAL BIENNIAL RENEWAL FEE	\$465	\$525

*Additional Fees may be required. Refer to the Board Laws and Regulation for details.

Summary of Licensing Activity

Initial Licenses/Certificates/Permits			
TYPE	APPS RECEIVED	ISSUED	RENEWED
TRAINEE (AT)	368	358	152
RESIDENTIAL (AL)	565	553	541
CERTIFIED RESIDENTIAL (AR)	2,392	2,391	2,361
CERTIFIED GENERAL (AG)	1,436	1,428	1,347
APPRAISAL MGT COMPANY (AMC)	158	153	110
UPGRADE - RESIDENTIAL	48	31	0
UPGRADE - CERTIFIED RESIDENTIAL	86	47	0
UPGRADE - CERTIFIED GENERAL	28	17	0
TEMPORARY PRACTICE PERMITS (TPP)	295	295	0

Licensing Population by Type			
TYPE	CERTIFICATES/ PERMITS	LICENSES/ REGISTRATIONS	APPROVALS
TRAINEE (AT)	N/A	738	N/A
RESIDENTIAL (AL)	N/A	1,173	N/A
CERTIFIED RESIDENTIAL (AR)	N/A	5,557	N/A
CERTIFIED GENERAL (AG)	N/A	3,092	N/A
APPRAISAL MGT COMPANY (AMC)	N/A	253	N/A
TEMPORARY PRACTICE PERMITS (TPP)	295	N/A	N/A
TOTAL	295	10,813	

Renewal and Continuing Education (CE)		
TYPE	FREQUENCY OF RENEWAL	NUMBER CE HOURS REQUIRED EACH CYCLE
LICENSEE	EVERY 2 YEARS	28
APPRAISAL MANAGEMENT COMPANY (AMC)	EVERY 2 YEARS	0
AMC CONTROLLING PERSON(S)	N/A	7
COURSE PROVIDER	EVERY 4 YEARS	0

Exams Results			
EXAM TITLE	PASS	FAIL	TOTAL
RESIDENTIAL (AL)	32	37	69
CERTIFIED RESIDENTIAL (AR)	72	44	116
CERTIFIED GENERAL (AG)	51	46	97

Summary of Enforcement Activity

Consumer Complaints—Intake	
288	RECEIVED
0	CLOSED WITHOUT REFERRAL FOR INVESTIGATION
285	REFERRED FOR INVESTIGATION
3	PENDING

Conviction/Arrest Notification Complaints	
N/A	RECEIVED
N/A	CLOSED/REFERRED FOR INVESTIGATION
N/A	PENDING

Inspections	
	N/A

Investigations	
285	OPENED
304	CLOSED
111	PENDING

Number of Days to Complete Intake and Investigations

150	UP TO 90 DAYS
15	91 TO 180 DAYS
57	181 DAYS TO 1 YEAR
21	1 TO 2 YEARS
0	2 TO 3 YEARS
0	OVER 3 YEARS
123	AVERAGE NUMBER OF DAYS TO COMPLETE INTAKE AND INVESTIGATIONS

Citations and Fines

66	ISSUED
46	ISSUED WITH A FINE
1	WITHDRAWN
0	DISMISSED
322	AVERAGE NUMBER OF DAYS TO ISSUE A CITATION AND FINE

Total Amount of Fines

\$103,000	ASSESSED
\$0	REDUCED
\$106,502.60	COLLECTED

Criminal/Civil Actions

3	REFERRALS FOR CRIMINAL/CIVIL ACTION
0	CRIMINAL ACTIONS FILED
0	CIVIL ACTIONS FILED

Office of the Attorney General/Disciplinary Actions

6	CASES OPENED/INITIATED
10	CASES CLOSED
9	CASES PENDING

Number of Days to Complete AG Cases

1	1 YEAR
7	1 TO 2 YEARS
2	2 TO 3 YEARS
0	OVER 3 YEARS
620	AVERAGE NUMBER OF DAYS TO IMPOSE DISCIPLINE

Formal Actions Filed/Withdrawn/Dismissed

0	STATEMENTS OF ISSUES FILED
7	ACCUSATIONS FILED
0	RESTRAINING/RESTRICTION/SUSPENSION ORDERS GRANTED
0	STATEMENTS OF ISSUES WITHDRAWN/DISMISSED
0	ACCUSATIONS WITHDRAWN/DISMISSED

Administrative Outcomes/Final Orders

3	LICENSE APPLICATIONS DENIED
2	REVOCATION
5	SURRENDER OF LICENSE
0	PROBATION WITH SUSPENSION
0	SUSPENSION ONLY
0	PROBATION ONLY
0	PUBLIC REPRIMAND
0	OTHER DECISIONS

Petition for Modification or Termination of Probation

0	GRANTED
0	DENIED
0	TOTAL

Petition for Reinstatement of Revoked License/Registration/Certification

0	GRANTED
0	DENIED
0	TOTAL

Cost Recovery to DCA

\$0	ORDERED
\$0	COLLECTED

Restitution to Consumers/Refunds/Savings

\$0	RESTITUTION ORDERED
\$0	AMOUNT REFUNDED
\$0	REWORK AT NO CHARGE
\$0	ADJUSTMENTS/RETURNS/EXCHANGES
\$0	TOTAL SAVINGS ACHIEVED FOR CONSUMERS

Receipt of Complaint to Assignment to Investigator

4	AVERAGE NUMBER OF DAYS
----------	------------------------

Investigations: Opening to Closing of Case

166	AVERAGE NUMBER OF DAYS
------------	------------------------

Investigations: Closure of Investigation to Imposing Formal Discipline

76	AVERAGE NUMBER OF DAYS
-----------	------------------------



Licenses and regulates registered nurses and evaluates them for certification in nursing specialties.

STAFF:

179.1 civil servant positions
1 exempt

LICENSES, REGISTRATIONS,
PERMITS, AND CERTIFICATES:

562,238

BOARD MEMBERSHIP:

4 public representatives
5 licensees

BOARD STAFF:

Executive Officer:
Joseph Morris
joseph.morris@dca.ca.gov

Assistant Executive Officer:
Stacie Berumen
stacie.berumen@dca.ca.gov

STRATEGIC PLAN ADOPTED:

2018

www.rn.ca.gov

LAWS AND REGULATIONS:

Business and Profession Code §§ 2700 – 2838.4;
Title 16, Division 14, California Code of Regulations §§ 1402 – 1495.4.

SUNSET REVIEW:

Last Review: 2017 Next Review: 2021

BOARD MEMBERS:

Name	Appointment Expires	Appointment Type	Appointment Authority
IMELDA CEJA-BUTKIEWICZ	JUNE 1, 2021	PUBLIC	GOVERNOR
DONNA GERBER (VICE PRESIDENT)	JUNE 1, 2020	PUBLIC	SPEAKER OF THE ASSEMBLY
MICHAEL DEANGELO JACKSON	JUNE 1, 2020	PROFESSIONAL	GOVERNOR
CYNTHIA CIPRES KLEIN	JUNE 1, 2022	PROFESSIONAL	GOVERNOR
TRANDE PHILLIPS (PRESIDENT)	JUNE 1, 2019	PROFESSIONAL	GOVERNOR
BARBARA YAROSLAVSKY	JANUARY 1, 2020	PUBLIC	SENATE RULES COMMITTEE
ELIZABETH WOODS	JUNE 1, 2022	PROFESSIONAL	GOVERNOR
PILAR DE LA CRUZ-REYES	JUNE 1, 2019	PROFESSIONAL	GOVERNOR
VACANT		PUBLIC	GOVERNOR

RECIPROCITY

Pursuant to Business and Professions Code section 2732.1(b), the Board may issue a license upon written application to any individual, without examination, who is licensed or registered as a nurse in another state, district, or territory of the United States or Canada if they have qualifications equal to those required by the Board or have passed a comparable examination for licensure or registration and meet all other Board requirements.

ACCOMPLISHMENTS

The Board kicked off its “Project Green” initiative in September 2017 to reduce paper and utilize BreZE online services and DCA license search. The Board reduced the six-page renewal notice down to just one, and also eliminated paper renewals and registered nurse pocket cards. Additionally, all applications are now available online and applicants can check their application status online.

Implementing the cloud technology for secure submission of electronic documents has been a great success. The Board now accepts documents for all California and U.S. schools. The Enforcement Program added this technology to transmit enforcement cases to all locations of the Office of the Attorney General, and the Board continues to explore opportunities in other program areas.

To help deliver its commitment to excellence, a structure of committees conduct public meetings, study and discuss issues, and make recommendations to the full Board. In February 2018, the Board announced member appointments to the Nurse-Midwifery Committee and the Advanced Practice Registered Nurses Committee.

On April 12, 2018, the Board adopted the final 2018-21 *Strategic Plan* which is published on the Board’s website. Through a collaborative effort with DCA’s SOLID Training Solutions, Board members and executive staff met, discussed, and made recommendations for the plan. SOLID compiled Board recommendations and developed a draft plan which was presented back to the Board for review and refinement.

The Board entered a Memorandum of Understanding (MOU) with the Superior Court of California, County of Los Angeles which will allow the Board to search the court’s criminal calendar, criminal Index, and documents relevant to the enforcement unit to maintain consumer protection. Similarly, the Board entered an MOU with the California Department of Public Health (CDPH) allowing the sharing of relevant data.

In partnership with DCA’s Office of Public Affairs, the Board designed banners for its website, Facebook page and public lobby, and completed its “Enforcement Intervention

Outreach” video, which was released in May 2018 and is available on the Board’s website. The video brings both the Intervention Program and the Board’s mission alive. The enforcement staff launched the outreach video by hosting a statewide stakeholder webinar that provided a brief overview of the enforcement process. Outreach efforts will continue to reach nurses across California.

NEW LEGISLATION

(Extends through 2018)

There was no enacted legislation solely related to this program in 2018. Legislation with Department-wide impact or involving multiple healing arts programs is also discussed in the Healing Arts Legislation and DCA-wide Legislation sections of this report on pages 9 and 10.

LICENSE REQUIREMENTS

License Requirements	Y/N?
DEGREE/PROFESSIONAL SCHOOLING	Y
QUALIFYING EXPERIENCE (MAY INCLUDE EDUCATION)	Y
EXAMINATION	Y
CONTINUING EDUCATION/COMPETENCY	Y
FINGERPRINT REQUIREMENT	Y

FEES*

License Type/Fee Type	Actual Fee	Statutory Limit
REGISTERED NURSE		
APPLICATION BY EXAMINATION (CALIFORNIA GRADUATES)	\$300	\$1,000
APPLICATION BY EXAMINATION (US GRADUATES)	\$350	\$1,000
APPLICATION BY EXAMINATION (INTERNATIONAL GRADUATES)	\$750	\$1,500
APPLICATION BY ENDORSEMENT (US GRADUATES)	\$350	\$1,000
APPLICATION BY ENDORSEMENT (INTERNATIONAL GRADUATES)	\$750	\$1,500
BIENNIAL RENEWAL FEE	\$180 + \$10	\$750
PUBLIC HEALTH NURSE		
APPLICATION FEE	\$500	\$1,500
NURSE PRACTITIONER		
APPLICATION FEE	\$500	\$1,500

* The program has additional license populations and fees that can be found in California Code of Regulations section 1417.

** Any licensee holding an advanced practitioner certificate must first have a California registered nursing license.

*** \$10 is assessed and collected for the Registered Nursing Education Fund pursuant to Business and Professions Code section 2815.1.

Summary of Licensing Activity

Initial Licenses/Certificates/Permits			
TYPE	APPS RECEIVED	ISSUED	RENEWED
REGISTERED NURSE LICENSE	41,897	29,714	204,845
CLINICAL NURSE SPECIALIST CERTIFICATE	164	120	1,706
NURSE ANESTHETIST CERTIFICATE	216	194	1,081
NURSE MIDWIFE CERTIFICATE	95	77	627
NURSE MIDWIFE FURNISHING CERTIFICATE	76	76	465
NURSE PRACTITIONER CERTIFICATE	2,766	2,487	11,616
NURSE PRACTITIONER FURNISHING CERTIFICATE	2,512	2,419	9,273
PSYCHIATRIC MENTAL HEALTH CERTIFICATE	22	3	158
PUBLIC HEALTH NURSE CERTIFICATE	3,604	2,925	26,614
CONTINUING EDUCATION PROVIDER	182	154	1,122
TEMPORARY LICENSE	6,241	2,461	N/A
INTERIM PERMIT	2,145	2,199	N/A
TOTAL	59,920	42,829	25,7507

Licensing Population by Type			
TYPE	CERTIFICATES/ PERMITS	LICENSES/ REGISTRATIONS	APPROVALS
REGISTERED NURSE LICENSE	N/A	442,383	N/A
CLINICAL NURSE SPECIALIST CERTIFICATE	3,556	N/A	N/A
NURSE ANESTHETIST CERTIFICATE	2,504	N/A	N/A
NURSE MIDWIFE CERTIFICATE	1,350	N/A	N/A
NURSE MIDWIFE FURNISHING CERTIFICATE	1,026	N/A	N/A
NURSE PRACTITIONER CERTIFICATE	25,297	N/A	N/A
NURSE PRACTITIONER FURNISHING CERTIFICATE	21,696	N/A	N/A
PSYCHIATRIC MENTAL HEALTH CERTIFICATE	304	N/A	N/A
PUBLIC HEALTH NURSE CERTIFICATE	61,261	N/A	N/A
CONTINUING EDUCATION PROVIDER	2,861	N/A	N/A
TOTAL	119,855	442,383	N/A

Renewal and Continuing Education (CE)		
TYPE	FREQUENCY OF RENEWAL	NUMBER CE HOURS REQUIRED EACH CYCLE
REGISTERED NURSE LICENSE	EVERY 2 YEARS	30
CLINICAL NURSE SPECIALIST CERTIFICATE	EVERY 2 YEARS	N/A
NURSE ANESTHETIST	EVERY 2 YEARS	N/A
NURSE MIDWIFE CERTIFICATE	EVERY 2 YEARS	N/A
NURSE MIDWIFE FURNISHING CERTIFICATE	EVERY 2 YEARS	N/A
NURSE PRACTITIONER CERTIFICATE	EVERY 2 YEARS	N/A
NURSE PRACTITIONER FURNISHING CERTIFICATE	EVERY 2 YEARS	N/A
PSYCHIATRIC MENTAL HEALTH CERTIFICATE	EVERY 2 YEARS	N/A
PUBLIC HEALTH NURSE CERTIFICATE	EVERY 2 YEARS	N/A
CONTINUING EDUCATION PROVIDER	EVERY 2 YEARS	N/A
SCHOOL/PROGRAM APPROVALS	EVERY 5 YEARS	N/A

Exams Results			
EXAM TITLE	PASS	FAIL	TOTAL
NLCX	13,726	6,930	20,656

Summary of Enforcement Activity

Consumer Complaints—Intake	
4,374	RECEIVED
519	CLOSED WITHOUT REFERRAL FOR INVESTIGATION
3,774	REFERRED FOR INVESTIGATION
318	PENDING

Conviction/Arrest Notification Complaints	
5,359	RECEIVED
5,331	CLOSED/REFERRED FOR INVESTIGATION
24	PENDING

Inspections	
	N/A

Investigations	
9,103	OPENED
9,564	CLOSED
2,605	PENDING

Number of Days to Complete Intake and Investigations

6,548	UP TO 90 DAYS
846	91 TO 180 DAYS
1,262	181 DAYS TO 1 YEAR
858	1 TO 2 YEARS
42	2 TO 3 YEARS
8	OVER 3 YEARS
102	AVERAGE NUMBER OF DAYS TO COMPLETE INTAKE AND INVESTIGATIONS

Citations and Fines

776	ISSUED
776	ISSUED WITH A FINE
119	WITHDRAWN
35	DISMISSED
155	AVERAGE NUMBER OF DAYS TO ISSUE A CITATION AND FINE

Total Amount of Fines

\$515,333.28	ASSESSED
\$161,466.72	REDUCED
\$453,544.75	COLLECTED

Criminal/Civil Actions

55	REFERRALS FOR CRIMINAL/CIVIL ACTION
12	CRIMINAL ACTIONS FILED
N/A	CIVIL ACTIONS FILED

Office of the Attorney General/Disciplinary Actions

1,500	CASES OPENED/INITIATED
933	CASES CLOSED
1,505	CASES PENDING

Number of Days to Complete AG Cases

330	1 YEAR
417	1 TO 2 YEARS
285	2 TO 3 YEARS
190	OVER 3 YEARS
693	AVERAGE NUMBER OF DAYS TO IMPOSE DISCIPLINE

Formal Actions Filed/Withdrawn/Dismissed

73	STATEMENTS OF ISSUES FILED
871	ACCUSATIONS FILED
9	RESTRAINING/RESTRICTION/SUSPENSION ORDERS GRANTED
9	STATEMENTS OF ISSUES WITHDRAWN/DISMISSED
37	ACCUSATIONS WITHDRAWN/DISMISSED

Administrative Outcomes/Final Orders

10	LICENSE APPLICATIONS DENIED
235	REVOCATION
165	SURRENDER OF LICENSE
4	PROBATION WITH SUSPENSION
0	SUSPENSION ONLY
246	PROBATION ONLY
138	PUBLIC REPRIMAND
3	OTHER DECISIONS

Petition for Modification or Termination of Probation

102	GRANTED
2	DENIED
104	TOTAL

Petition for Reinstatement of Revoked License/Registration/Certification

55	GRANTED
5	DENIED
60	TOTAL

Cost Recovery to DCA

\$2,284,918.84	ORDERED
\$500,468.92	COLLECTED

Restitution to Consumers/Refunds/Savings

N/A	RESTITUTION ORDERED
N/A	AMOUNT REFUNDED
N/A	REWORK AT NO CHARGE
N/A	ADJUSTMENTS/RETURNS/EXCHANGES
N/A	TOTAL SAVINGS ACHIEVED FOR CONSUMERS

Receipt of Complaint to Assignment to Investigator

7	AVERAGE NUMBER OF DAYS
----------	------------------------

Investigations: Opening to Closing of Case

74	AVERAGE NUMBER OF DAYS
-----------	------------------------

Investigations: Closure of Investigation to Imposing Formal Discipline

690	AVERAGE NUMBER OF DAYS
------------	------------------------



Licenses and regulates respiratory care practitioners.

STAFF:

17.4 civil servant positions
1 exempt

LICENSES, REGISTRATIONS,
PERMITS, AND CERTIFICATES:

23,447

BOARD MEMBERSHIP:

4 public representatives
5 licensees

BOARD STAFF:

Executive Officer:
Stephanie Nunez
stephanie.nunez@dca.ca.gov

Assistant Executive Officer:
Christine Molina
christine.molina@dca.ca.gov

STRATEGIC PLAN ADOPTED:

2017

www.rcb.ca.gov

LAWS AND REGULATIONS:

Business and Professions Code §§ 3700 – 3779;

Title 16, Division 13.6, California Code of Regulations §§1399.300 – 1399.395.

SUNSET REVIEW:

Last Review: 2017

Next Review: 2021

BOARD MEMBERS:

Name	Appointment Expires	Appointment Type	Appointment Authority
MARY ELLEN EARLY	JUNE 1, 2019	PUBLIC	GOVERNOR
MARK GOLDSTEIN	JUNE 1, 2019	PROFESSIONAL	GOVERNOR
REBECCA FRANZOIA	JUNE 1, 2020	PUBLIC	GOVERNOR
MICHAEL HARDEMAN	JUNE 1, 2020	PUBLIC	SPEAKER OF THE ASSEMBLY
SAM KBUSHYAN	JUNE 1, 2021	PUBLIC	SENATE RULES COMMITTEE
*RONALD LEWIS, MD	JUNE 1, 2018	PROFESSIONAL	SENATE RULES COMMITTEE
JUDY MCKEEVER	JUNE 1, 2021	PROFESSIONAL	SPEAKER OF THE ASSEMBLY
ALAN ROTH (PRESIDENT)	JUNE 1, 2019	PROFESSIONAL	SPEAKER OF THE ASSEMBLY
VACANT	N/A	PROFESSIONAL	SENATE RULES COMMITTEE

*Currently serving under a grace period.

RECIPROCITY

Pursuant to Business and Professions Code section 3735, the Board recognizes and accepts the National Board for Respiratory Care's Registered Respiratory Therapist credential in lieu of passage of the state licensing examinations. However, education requirements must also be met and background checks performed prior to license issuance. Further, verification of licensure, including discipline history, is required from each state where the applicant has been licensed.

ACCOMPLISHMENTS

The Respiratory Care Board (Board) researched the legalization of cannabis in California and its impact on applicants and licensees. This research provided the information needed to effectively regulate the new law and ensure consumer protection.

The Board also initiated a review of continuing education (CE) regulations and moved forward with seeking input from stakeholders on the proposed amendments. As a result, the Board increased the number of monthly CE audits to ensure compliance—an ultimate direct benefit to the consumer. Another change made was to eliminate the submission of a Department of Motor Vehicles (DMV) history as a standard application requirement. This DMV change increases efficiency in the application process, which is a benefit to the licensees.

The 2017-21 *Strategic Plan* was also finalized. The Board completed this task by reviewing goals and developing objectives aimed at addressing recommendations stemming from the sunset oversight review process and the findings of the 2017 Board's Workforce Study.

Lastly, the Board developed a module within BreZE to provide clarity and efficiency to Board members regarding case discipline.

NEW LEGISLATION

(Extends through 2018)

SB 1003 (Roth, Chapter 180, Statutes of 2018) clarifies that only the Board may define and interpret the practice of respiratory care and authorizes the board to develop standards that define duties associated with basic, intermediate, and advanced scopes of practice for respiratory care practitioners.

LICENSE REQUIREMENTS

License Requirements	Y/N?
DEGREE/PROFESSIONAL SCHOOLING	Y
QUALIFYING EXPERIENCE (MAY INCLUDE EDUCATION)	Y
EXAMINATION	Y
CONTINUING EDUCATION/COMPETENCY	Y
FINGERPRINT REQUIREMENT	Y

FEES*

License Type/Fee Type	Actual Fee	Statutory Limit
APPLICATION FEE	\$300	\$300
EXAMINATION FEE	\$190 - \$390	ACTUAL COST
BIENNIAL RENEWAL FEE	\$275	\$330

*Additional Fees may be required. Refer to the Board Laws and Regulation for details.

Summary of Licensing Activity

Initial Licenses/Certificates/Permits			
TYPE	APPS RECEIVED	ISSUED	RENEWED
RESPIRATORY CARE PRACTITIONER	1,015	1,116	8,310

Licensing Population by Type			
TYPE	CERTIFICATES/ PERMITS	LICENSES/ REGISTRATIONS	APPROVALS
RESPIRATORY CARE PRACTITIONER	N/A	23,447	N/A

Renewal and Continuing Education (CE)		
TYPE	FREQUENCY OF RENEWAL	NUMBER CE HOURS REQUIRED EACH CYCLE
RESPIRATORY CARE PRACTITIONER	BIENNIAL	30

Exams Results			
EXAM TITLE	PASS	FAIL	TOTAL
THERAPIST MULTIPLE CHOICE	932	181	1,113
CLINICAL SIMULATION EXAM	618	389	1,007

Summary of Enforcement Activity

Consumer Complaints—Intake	
353	RECEIVED
39	CLOSED WITHOUT REFERRAL FOR INVESTIGATION
311	REFERRED FOR INVESTIGATION
3	PENDING

Conviction/Arrest Notification Complaints	
450	RECEIVED
423	CLOSED/REFERRED FOR INVESTIGATION
0	PENDING

Inspections	
	N/A

Investigations	
734	OPENED
726	CLOSED
167	PENDING

Number of Days to Complete Intake and Investigations	
583	UP TO 90 DAYS
96	91 TO 180 DAYS
39	181 DAYS TO 1 YEAR
7	1 TO 2 YEARS
1	2 TO 3 YEARS
0	OVER 3 YEARS
63	AVERAGE NUMBER OF DAYS TO COMPLETE INTAKE AND INVESTIGATIONS

Citations and Fines	
67	ISSUED
67	ISSUED WITH A FINE
0	WITHDRAWN
1	DISMISSED
68	AVERAGE NUMBER OF DAYS TO ISSUE A CITATION AND FINE

Total Amount of Fines	
\$35,225	ASSESSED
\$2,900	REDUCED
\$37,756	COLLECTED

Criminal/Civil Actions	
0	REFERRALS FOR CRIMINAL/CIVIL ACTION
0	CRIMINAL ACTIONS FILED
0	CIVIL ACTIONS FILED

Office of the Attorney General/Disciplinary Actions	
62	CASES OPENED/INITIATED
61	CASES CLOSED
42	CASES PENDING

RESPIRATORY CARE BOARD OF CALIFORNIA

Number of Days to Complete AG Cases

37	1 YEAR
21	1 TO 2 YEARS
3	2 TO 3 YEARS
0	OVER 3 YEARS
375	AVERAGE NUMBER OF DAYS TO IMPOSE DISCIPLINE

Formal Actions Filed/Withdrawn/Dismissed

4	STATEMENTS OF ISSUES FILED
38	ACCUSATIONS FILED
5	RESTRAINING/RESTRICTION/SUSPENSION ORDERS GRANTED
0	STATEMENTS OF ISSUES WITHDRAWN/DISMISSED
0	ACCUSATIONS WITHDRAWN/DISMISSED

Administrative Outcomes/Final Orders

0	LICENSE APPLICATIONS DENIED
15	REVOCATION
9	SURRENDER OF LICENSE
11	PROBATION WITH SUSPENSION
0	SUSPENSION ONLY
13	PROBATION ONLY
1	PUBLIC REPRIMAND
0	OTHER DECISIONS

Petition for Modification or Termination of Probation

5	GRANTED
1	DENIED
6	TOTAL

Petition for Reinstatement of Revoked License/
Registration/Certification

0	GRANTED
0	DENIED
0	TOTAL

Cost Recovery to DCA

\$215,805.25	ORDERED
\$130,756.82	COLLECTED

Restitution to Consumers/Refunds/Savings

N/A	RESTITUTION ORDERED
N/A	AMOUNT REFUNDED
N/A	REWORK AT NO CHARGE
N/A	ADJUSTMENTS/RETURNS/EXCHANGES
N/A	TOTAL SAVINGS ACHIEVED FOR CONSUMERS

Receipt of Complaint to Assignment to Investigator

2	AVERAGE NUMBER OF DAYS
----------	------------------------

Investigations: Opening to Closing of Case

63	AVERAGE NUMBER OF DAYS
-----------	------------------------

Investigations: Closure of Investigation to Imposing
Formal Discipline

234	AVERAGE NUMBER OF DAYS
------------	------------------------



Licenses and regulates security guards, proprietary private security employers and officers, private investigators, alarm companies and employees, locksmith companies and locksmiths, private patrol operators, and repossession agencies and their employees. The Bureau also has jurisdiction over firearm and baton training facilities and their instructors.

STAFF:

67 civil servant positions
8 exempt

LICENSES, REGISTRATIONS, PERMITS, AND CERTIFICATES:

333,504

ADVISORY COMMITTEE MEMBERSHIP:

6 public representatives
7 licensees

BUREAU STAFF:

Bureau Chief:
Darrel Woo
darrel.woo@dca.ca.gov

Deputy Chief–Enforcement:
Samuel Stodolski
samuel.stodolski@dca.ca.gov

Deputy Chief–Licensing:
Gloriela Garcia
gloriela.garcia@dca.ca.gov

STRATEGIC PLAN ADOPTED: **2017**

www.bsis.ca.gov

LAWS AND REGULATIONS:

Business and Professions Code §§ 6980 – 6981; §§ 7500 – 7599.80;
California Code of Regulations Title 16, Division 7, §§ 600 – 645.

SUNSET REVIEW:

Last Review: 2015 Next Review: 2019

ADVISORY COMMITTEE:

Name	Appointment Expires	Appointment Type	Appointment Authority
SIMON CRUZ	JUNE 30, 2020	INDUSTRY- TRAINING FACILITY	DCA DIRECTOR
ANTON FARMBY	FEBRUARY 8, 2019	PUBLIC	DCA DIRECTOR
FRANK HUNTINGTON III	JULY 31, 2019	INDUSTRY- PRIVATE INVESTIGATOR	DCA DIRECTOR
TODD INGLIS	JUNE 30, 2020	PUBLIC	DCA DIRECTOR
LYNN MOHRFELD	JUNE 30, 2020	PUBLIC	DCA DIRECTOR
NANCY MURRISH	JUNE 30, 2020	PUBLIC	DCA DIRECTOR
ELI OWEN	APRIL 30, 2019	PUBLIC	DCA DIRECTOR
STANTON PEREZ	DECEMBER 16, 2018	PUBLIC	DCA DIRECTOR
ROY RAHN	APRIL 30, 2019	INDUSTRY- PROPRIETARY PRIVATE SECURITY	DCA DIRECTOR
VACANT	N/A	INDUSTRY- LOCKSMITH	DCA DIRECTOR
VACANT	N/A	INDUSTRY- PRIVATE PATROL OPERATOR	DCA DIRECTOR
VACANT	N/A	INDUSTRY- ALARM COMPANY	DCA DIRECTOR
VACANT	N/A	INDUSTRY- REPOSSESSOR	DCA DIRECTOR

RECIPROCITY

None.

ACCOMPLISHMENTS

The Bureau transitioned to new leadership under Bureau Chief Darrel Woo, who was appointed by Governor Edmund G. Brown Jr. in July 2018. Chief Woo previously served as a senior attorney at the Department of Insurance from 1999 to 2014. Also in 2018, the Bureau submitted a *Sunset Review Report* to the Senate Business, Professions and Economic Development Committee.

The Bureau contracted with Psychology Services (PSI) LLC to administer the nation's first firearms assessment, which is required for any security guard seeking an initial firearms permit on or after July 1, 2018. The assessment utilizes the Sixteen Personality Factors Questionnaire (16pf), which is used by employers of protective services personnel to determine whether individuals possess, at the time of the assessment, appropriate judgment, restraint, and self-control for the purposes of carrying a firearm during the course of their security guard duties. As of September 30, 2018, 76 security guards have completed the firearms assessment with PSI LLC.

In fiscal year 2017-18, the Bureau processed 8,185 applications identified as belonging to a current member or veteran of the U.S. military, which brings the total number of applications processed since the inception of the Bureau's Veterans Come First Program in 2012 to 33,085. Through the Program, the Bureau provides priority services to veteran applicants via a dedicated email account with specifically assigned staff. The Bureau continues to work closely with the California Military Department as well as job placement programs that assist veterans such as the Work for Warriors program.

Workshops were held with private investigator licensee subject matter experts to develop a new qualified manager examination. The new Private Investigator Qualified Manager exam went into use in October 2018.

The initial and renewal firearms applications were updated, which included the addition of a suggested qualification schedule to assist permit holders in meeting the renewal requirements. The update included additional instructions to address the high deficiency rate observed. Also updated were all applications and forms to include the old and new licensing fees along with instructions on determining which fee should be submitted. The new licensing fees, which took effect on July 1, 2018,

affected the Alarm Company Act, Collateral Recovery Act, Locksmith Act, Private Security Services Act, and the Proprietary Private Security Services Act, and were a result of SB 547 (Hill, Chapter 429, Statutes of 2017).

NEW LEGISLATION

(Extends through 2018)

SB 904 (Wieckowski, Chapter 406, Statutes of 2018)

extends the sunset date for the Bureau to issue an alarm company operator license to a limited liability company from January 1, 2019, to January 1, 2024, and includes changes throughout the Alarm Company Act to accommodate for changes to the law related to limited liability company structures. This bill also requires limited liability company alarm company operators to submit annual claims information to the Bureau, and requires the Bureau to report to the Legislature by January 1, 2023 information regarding claims paid from liability insurance policies of limited liability alarm company operator companies.

SB 1217 (Morrell, Chapter 791, Statutes of 2018)

duplicates in the Private Investigator Act provisions related to firearms permits already existing in the Private Security Services Act, thereby clarifying which laws apply to private investigator and private investigator qualified managers for the purposes of obtaining and renewing a firearms permit. This bill also allows the Bureau to deny issuance of a firearms permit and to revoke a firearms permit issued to a private investigator if that individual failed a security guard firearms assessment within the preceding twelve months. Finally, this bill eliminates cross-references to outside practice acts from within the Private Investigator Act.

LICENSE REQUIREMENTS

License Requirements	Y/N?
DEGREE/PROFESSIONAL SCHOOLING	Y*
QUALIFYING EXPERIENCE (MAY INCLUDE EDUCATION)	Y*
EXAMINATION	Y*
CONTINUING EDUCATION/COMPETENCY	Y*
FINGERPRINT REQUIREMENT	Y*

Business and Professions Code §§ 6980.18, 6980.42, 7504, 7527, 7536, 7541, 7541.1, 7574.18, 7582.9, 7583.1, 7583.23, 7583.47, 7583.6, 7599

*Applicable to specified license types

FEES*

License Type/Fee Type	Actual Fee	
LOCKSMITH		
INITIAL APPLICATION FEE	\$250	\$275
INITIAL LICENSE FEE	\$250	\$275
TOTAL INITIAL LICENSE FEE	\$500	\$550
BIENNIAL RENEWAL FEE	\$500	\$550
BRANCH OFFICE/INITIAL BRANCH FEE	\$250	\$275
BRANCH OFFICE/BIENNIAL RENEWAL FEE	\$150	\$165
EMPLOYEE/INITIAL APPLICATION FEE	\$55	\$60
EMPLOYEE/BIENNIAL RENEWAL FEE	\$40	\$44
PRIVATE INVESTIGATOR		
INITIAL APPLICATION AND EXAMINATION FEE	\$50	\$50
INITIAL LICENSE FEE	\$175	\$175
TOTAL INITIAL LICENSE FEE	\$225	\$225
BIENNIAL RENEWAL FEE	\$125	\$125
BRANCH OFFICE/INITIAL BRANCH FEE	\$30	\$30
BRANCH OFFICE/BIENNIAL RENEWAL FEE	\$30	\$30
PRIVATE PATROL OPERATOR		
INITIAL APPLICATION & EXAMINATION FEE	\$550	\$605
INITIAL LICENSE FEE	\$770	\$847
TOTAL INITIAL LICENSE FEE	\$1,320	\$1,452
BIENNIAL RENEWAL FEE	\$900	\$990
OPERATOR BRANCH OFFICE/INITIAL BRANCH FEE	\$250	\$275
OPERATOR BRANCH OFFICE/BIENNIAL RENEWAL FEE	\$150	\$165
SECURITY GUARD		
INITIAL APPLICATION FEE	\$55	\$60
BIENNIAL RENEWAL FEE	\$40	\$44
FIREARMS PERMIT		
INITIAL APPLICATION	\$100	\$110
BIENNIAL RENEWAL	\$80	\$88
FIREARM TRAINING INSTRUCTOR		
INITIAL APPLICATION FEE	\$350	\$385
BIENNIAL RENEWAL FEE	\$300	\$330
FIREARM TRAINING FACILITY		
INITIAL APPLICATION FEE	\$800	\$880
BIENNIAL RENEWAL FEE	\$750	\$825
BATON PERMIT		
INITIAL APPLICATION FEE	\$60	\$66
BIENNIAL RENEWAL FEE	N/A	N/A

License Type/Fee Type	Continued	Actual Fee	Statutory Limit
BATON TRAINING INSTRUCTOR			
INITIAL APPLICATION FEE		\$350	\$385
BIENNIAL RENEWAL FEE		\$275	\$303
BATON TRAINING FACILITY			
INITIAL APPLICATION FEE		\$700	\$770
BIENNIAL RENEWAL FEE		\$550	\$605
PROPRIETARY PRIVATE SECURITY EMPLOYER			
INITIAL APPLICATION FEE		\$350	\$385
BIENNIAL RENEWAL FEE		\$350	\$385
PROPRIETARY PRIVATE SECURITY OFFICER			
INITIAL APPLICATION FEE		\$55	\$60
BIENNIAL RENEWAL FEE		\$40	\$44
ALARM COMPANY OPERATOR			
INITIAL APPLICATION FEE		\$370	\$407
INITIAL LICENSE FEE		\$600	\$660
TOTAL LICENSE FEE		\$970	\$1,067
BIENNIAL RENEWAL FEE		\$750	\$825
ALARM COMPANY OPERATOR QUALIFIED MANAGER			
INITIAL APPLICATION & EXAMINATION FEE		\$350	\$385
BIENNIAL RENEWAL FEE		\$225	\$248
ALARM COMPANY OPERATOR BRANCH OFFICE			
INITIAL APPLICATION FEE		\$250	\$275
BIENNIAL RENEWAL FEE		\$150	\$165
ALARM AGENT			
INITIAL APPLICATION FEE		\$55	\$60
BIENNIAL RENEWAL FEE		\$40	\$44
REPOSSESSION AGENCY			
INITIAL LICENSE FEE		\$970	\$1,067
LICENSE RENEWAL FEE		\$750	\$825
REPOSSESSION AGENCY QUALIFIED MANAGER			
INITIAL APPLICATION AND EXAMINATION FEE		\$350	\$385
LICENSE RENEWAL FEE		\$225	\$248
REPOSSESSION AGENCY EMPLOYEE			
INITIAL APPLICATION FEE		\$75	\$82
REGISTRATION RENEWAL FEE		\$40	\$44

*Additional Fees may be required. Refer to the Board Laws and Regulations for details.

Summary of Licensing Activity

Initial Licenses/Certificates/Permits			
TYPE	APPS RECEIVED	ISSUED	RENEWED
ALARM COMPANY OPERATOR-BRANCH	57	62	116
ALARM COMPANY EMPLOYEE REGISTRATION	4,736	4,623	4,283
ALARM COMPANY OPERATOR	122	86	863
ALARM COMPANY QUALIFIED MANAGER	92	51	944
BATON PERMIT	4,136	4,136	N/A
FIREARM PERMIT	14,168	13,802	11,026
LOCKSMITH-BRANCH	16	10	20
LOCKSMITH COMPANY OPERATOR	317	269	1,109
LOCKSMITH EMPLOYEE REGISTRATION	359	341	667
PRIVATE INVESTIGATOR	408	278	4,217
PRIVATE INVESTIGATOR-BRANCH	36	34	37
PRIVATE PATROL OPERATOR-BRANCH	63	51	104
PRIVATE PATROL OPERATOR	446	268	1,097
PROPRIETARY PRIVATE SECURITY EMPLOYER	213	120	122
PROPRIETARY PRIVATE SECURITY OFFICER	2,440	2,200	1,123
REPOSSESSION AGENCY	25	22	133
REPOSSESSION AGENCY EMPLOYEE	276	300	343
REPOSSESSION AGENCY QUALIFIED MANAGER	16	15	119
SECURITY GUARD	64,077	60,249	81,879
TRAINING FACILITY-BATON	15	9	69
TRAINING FACILITY-FIREARM	39	26	138
TRAINING INSTRUCTOR-BATON	19	13	93
TRAINING INSTRUCTOR-FIREARM	71	52	263
TOTAL	92,147	87,017	108,765

Licensing Population by Type			
TYPE	CERTIFICATES/ PERMITS	LICENSES/ REGISTRATIONS	APPROVALS
ALARM COMPANY OPERATOR-BRANCH	270	N/A	N/A
ALARM COMPANY EMPLOYEE REGISTRATION	N/A	18,565	N/A
ALARM COMPANY OPERATOR	N/A	1,905	N/A
ALARM COMPANY QUALIFIED MANAGER	1,964	N/A	N/A
BATON PERMIT	36,587	N/A	N/A
FIREARM PERMIT	45,536	N/A	N/A
LOCKSMITH-BRANCH	41	N/A	N/A
LOCKSMITH COMPANY OPERATOR	N/A	2,808	N/A
LOCKSMITH EMPLOYEE REGISTRATION	N/A	2,299	N/A
PRIVATE INVESTIGATOR	N/A	8,831	N/A
PRIVATE INVESTIGATOR-BRANCH	127	N/A	N/A
PRIVATE PATROL OPERATOR-BRANCH	340	N/A	N/A
PRIVATE PATROL OPERATOR	N/A	2,403	N/A
PROPRIETARY PRIVATE SECURITY EMPLOYER	N/A	540	N/A
PROPRIETARY PRIVATE SECURITY OFFICER	N/A	6,569	N/A
REPOSSESSION AGENCY	N/A	271	N/A
REPOSSESSION AGENCY EMPLOYEE	N/A	851	N/A
REPOSSESSION AGENCY QUALIFIED MANAGER	282	N/A	N/A
SECURITY GUARD	N/A	284,098	N/A
TRAINING FACILITY-BATON	173	N/A	N/A
TRAINING FACILITY-FIREARM	335	N/A	N/A
TRAINING INSTRUCTOR-BATON	217	N/A	N/A
TRAINING INSTRUCTOR-FIREARM	615	N/A	N/A
TOTAL	86,487	329,140	N/A

Renewal and Continuing Education (CE)

TYPE	FREQUENCY OF RENEWAL	NUMBER CE HOURS REQUIRED EACH CYCLE
ALARM COMPANY OPERATOR-BRANCH	EVERY 2 YEARS	N/A
ALARM COMPANY EMPLOYEE REGISTRATION	EVERY 2 YEARS	N/A
ALARM COMPANY OPERATOR	EVERY 2 YEARS	N/A
ALARM COMPANY QUALIFIED MANAGER	EVERY 2 YEARS	N/A
BATON PERMIT***	N/A	N/A
FIREARM PERMIT*	EVERY 2 YEARS	8
SECURITY GUARD REGISTRATION	EVERY 2 YEARS	16
LOCKSMITH-BRANCH	EVERY 2 YEARS	N/A
LOCKSMITH COMPANY OPERATOR	EVERY 2 YEARS	N/A
LOCKSMITH EMPLOYEE REGISTRATION	EVERY 2 YEARS	N/A
PRIVATE INVESTIGATOR	EVERY 2 YEARS	N/A
PRIVATE INVESTIGATOR-BRANCH	EVERY 2 YEARS	N/A
PRIVATE PATROL OPERATOR-BRANCH	EVERY 2 YEARS	N/A
PRIVATE PATROL OPERATOR	EVERY 2 YEARS	N/A
PROPRIETARY PRIVATE SECURITY EMPLOYER	EVERY 2 YEARS	N/A
PROPRIETARY PRIVATE SECURITY OFFICER	EVERY 2 YEARS	4
REPOSSESSION AGENCY**	EVERY 2 YEARS	N/A
REPOSSESSION AGENCY EMPLOYEE**	EVERY 2 YEARS	N/A
REPOSSESSION AGENCY QUALIFIED MANAGER**	EVERY 2 YEARS	N/A
TRAINING FACILITY-BATON	EVERY 2 YEARS	N/A
TRAINING FACILITY-FIREARM	EVERY 2 YEARS	N/A
TRAINING INSTRUCTOR-BATON	EVERY 2 YEARS	N/A
TRAINING INSTRUCTOR-FIREARM	EVERY 2 YEARS	N/A

*Includes 4 range qualifications and 8 hours of continuing education

**Initial renewal frequency is 1 year; thereafter, renewal is every 2 years.

***Not subject to renewal

Exams Results

EXAM TITLE	PASS	FAIL	TOTAL
ALARM COMPANY QUALIFIED MANAGER	53	39	92
PRIVATE INVESTIGATOR QUALIFIED MANAGER	234	111	345
PRIVATE PATROL OPERATOR QUALIFIED MANAGER	208	132	340
REPOSSESSION AGENCY QUALIFIED MANAGER	12	1	13

Summary of Enforcement Activity

Consumer Complaints—Intake

1,772	RECEIVED
507	CLOSED WITHOUT REFERRAL FOR INVESTIGATION
1,297	REFERRED FOR INVESTIGATION
98	PENDING

Conviction/Arrest Notification Complaints

23,860	RECEIVED
21,891	CLOSED/REFERRED FOR INVESTIGATION
1,969	PENDING

Inspections

95

Investigations

5,444	OPENED*
5,340	CLOSED
2,457	PENDING

*Includes Application Investigations and Firearms Prohibits

Number of Days to Complete Intake and Investigations

2,933	UP TO 90 DAYS
1,537	91 TO 180 DAYS
531	181 DAYS TO 1 YEAR
252	1 TO 2 YEARS
80	2 TO 3 YEARS
24	OVER 3 YEARS
134	AVERAGE NUMBER OF DAYS TO COMPLETE INTAKE AND INVESTIGATIONS*

*Includes Application Investigations and Firearms Prohibits

BUREAU OF SECURITY AND INVESTIGATIVE SERVICES

Citations and Fines

62	ISSUED
62	ISSUED WITH A FINE
0	WITHDRAWN
0	DISMISSED
297	AVERAGE NUMBER OF DAYS TO ISSUE A CITATION AND FINE

Total Amount of Fines

\$116,274	ASSESSED
\$250	REDUCED
\$38,824	COLLECTED

Criminal/Civil Actions

0	REFERRALS FOR CRIMINAL/CIVIL ACTION
0	CRIMINAL ACTIONS FILED
0	CIVIL ACTIONS FILED

Office of the Attorney General/Disciplinary Actions

179	CASES OPENED/INITIATED
49	CASES CLOSED
246	CASES PENDING

Number of Days to Complete AG Cases

4	1 YEAR
37	1 TO 2 YEARS
24	2 TO 3 YEARS
10	OVER 3 YEARS
746	AVERAGE NUMBER OF DAYS TO IMPOSE DISCIPLINE

Formal Actions Filed/Withdrawn/Dismissed

38	STATEMENTS OF ISSUES FILED
40	ACCUSATIONS FILED
0	RESTRAINING/RESTRICTION/SUSPENSION ORDERS GRANTED
4	STATEMENTS OF ISSUES WITHDRAWN/DISMISSED
3	ACCUSATIONS WITHDRAWN/DISMISSED

Administrative Outcomes/Final Orders

2,224	LICENSE APPLICATIONS DENIED
196	REVOCATION
4	SURRENDER OF LICENSE
0	PROBATION WITH SUSPENSION
851	SUSPENSION ONLY
15	PROBATION ONLY
0	PUBLIC REPRIMAND
0	OTHER DECISIONS

Petition for Modification or Termination of Probation

0	GRANTED
0	DENIED
0	TOTAL

Petition for Reinstatement of Revoked License/Registration/Certification

1	GRANTED
0	DENIED
1	TOTAL

Cost Recovery to DCA

\$28,815	ORDERED
\$21,293	COLLECTED

Restitution to Consumers/Refunds/Savings

\$0	RESTITUTION ORDERED
\$20,154	AMOUNT REFUNDED
\$0	REWORK AT NO CHARGE
\$39,432	ADJUSTMENTS/RETURNS/EXCHANGES
\$59,586	TOTAL SAVINGS ACHIEVED FOR CONSUMERS

Receipt of Complaint to Assignment to Investigator

9	AVERAGE NUMBER OF DAYS
----------	------------------------


Investigations: Opening to Closing of Case

134	AVERAGE NUMBER OF DAYS*
------------	-------------------------

*Includes Application Investigations and Firearms Prohibits

Investigations: Closure of Investigation to Imposing Formal Discipline

607	AVERAGE NUMBER OF DAYS
------------	------------------------



SPEECH-LANGUAGE PATHOLOGY AND AUDIOLOGY AND HEARING AID DISPENSERS BOARD

Licenses and regulates speech-language pathologists and assistants, audiologists, and hearing aid dispensers.

STAFF:

8.6 civil servant positions
1 exempt

LICENSES, REGISTRATIONS, PERMITS, AND CERTIFICATES:

29,620

BOARD MEMBERSHIP:

3 public representatives
6 licensees

BOARD STAFF:

Executive Officer:
Paul Sanchez
paul.sanchez@dca.ca.gov

Assistant Executive Officer:
Breanne Humphreys
breanne.humphreys@dca.ca.gov

STRATEGIC PLAN ADOPTED:

2015

www.speechandhearing.ca.gov

LAWS AND REGULATIONS:

Business and Professions Codes §§ 2530 – 2539.14;

Title 16, Division 13.3, California Code of Regulations §§ 1399.100 – 1399.144;

Title 16, Division 13.4, California Code of Regulations §§ 1399.150 – 1399.199.14

SUNSET REVIEW:

Last Review: 2017

Next Review: 2021

BOARD MEMBERS:

Name	Appointment Expires	Appointment Type	Appointment Authority
RODNEY DIAZ	JANUARY 1, 2020	PUBLIC	GOVERNOR
KAREN CHANG	NOVEMBER 30, 2021	PUBLIC	SPEAKER OF THE ASSEMBLY
MARGARET "DEE" PARKER (CHAIR)	JANUARY 1, 2021	PROFESSIONAL	GOVERNOR
MARCIA RAGGIO (VICE CHAIR)	JANUARY 1, 2019	PROFESSIONAL	GOVERNOR
AMNON SHALEV	JANUARY 1, 2020	PROFESSIONAL	GOVERNOR
DEBRA SNOW	NOVEMBER 30, 2021	PUBLIC	SENATE RULES COMMITTEE
PATTI SOLOMON-RICE	JANUARY 1, 2020	PROFESSIONAL	GOVERNOR
CHRISTY COOPER	JANUARY 1, 2021	PROFESSIONAL	GOVERNOR
VACANT	N/A	PROFESSIONAL	GOVERNOR

RECIPROCITY

Pursuant to Business and Professions Code section 2532.3, the Board may issue a temporary license for a period of six months from the date of issuance to a speech language pathologist or audiologist who holds an unrestricted license from another state or territory of the United States. Pursuant to Business and Professions Code section 2538.27, the Board may issue a temporary license for a period of one year to a hearing aid dispenser who has held an unrestricted license from another state for two years immediately prior to application.

ACCOMPLISHMENTS

The Board expanded outreach efforts by providing educational presentations regarding licensing laws to three professional associations and two graduate programs, emphasizing consumer protection and the Board's enforcement program. The Board also met with California university communication science disorders program administrators to implement new processes which contributed to reduced application processing time frames.

The Board collaborated with the Office of Professional Examination Services to conduct an occupational analysis for the audiology profession. It also implemented changes to the Hearing Aid Dispenser Practical Examination that eliminated redundant or outdated questions and streamlined the examination process. As a result, the Board has increased its capacity to examine more candidates per practical examination while reducing its cost. The Board also successfully conducted a continuing education audit of all license types to ensure compliance with laws and enhance consumer protection.

Consumer protection efforts resulted in the closure of 318 investigations, the issuance of 21 citations, and the completion of 11 disciplinary cases that resulted in license revocation, surrender, or probation. It also consistently met or exceeded license application processing targets in all license types, and conducted 205 written examinations and 263 practical examinations for hearing aid dispenser candidates.

NEW LEGISLATION

(Extends through 2018)

There was no enacted legislation solely related to this program in 2018. Legislation with Department-wide impact or involving multiple healing arts programs is also discussed in the Healing Arts Legislation and DCA-wide Legislation sections of this report on pages 9 and 10.

LICENSE REQUIREMENTS

License Requirements	Y/N?
DEGREE/PROFESSIONAL SCHOOLING	Y*
QUALIFYING EXPERIENCE (MAY INCLUDE EDUCATION)	Y*
EXAMINATION	Y
CONTINUING EDUCATION/COMPETENCY	Y
FINGERPRINT REQUIREMENT	Y

* Does not apply to the Hearing Aid profession.

FEES*

License Type/Fee Type	Actual Fee	Statutory Limit
SPEECH-LANGUAGE PATHOLOGIST		
INITIAL APPLICATION & LICENSE FEE	\$60	\$150
NATIONAL EXAMINATION FEE	\$115	SET BY EDUCATIONAL TESTING SERVICE
BIENNIAL RENEWAL FEE	\$110	\$150
SPEECH-LANGUAGE PATHOLOGY ASSISTANT		
INITIAL REGISTRATION & APPLICATION FEE	\$50	\$100
BIENNIAL RENEWAL FEE	\$75	\$150
AUDIOLOGIST		
INITIAL APPLICATION & LICENSE FEE	\$60	\$150
NATIONAL EXAMINATION FEE	\$115	SET BY EDUCATIONAL TESTING SERVICE
BIENNIAL RENEWAL FEE	\$110	\$150
DISPENSING AUDIOLOGIST		
INITIAL APPLICATION & LICENSE FEE	\$280	\$280
NATIONAL EXAMINATION FEE	\$115	SET BY EDUCATIONAL TESTING SERVICE
WRITTEN EXAMINATION FEE	\$225	ACTUAL COST
PRACTICAL EXAMINATION FEE	\$500	ACTUAL COST
ANNUAL RENEWAL FEE	\$280	\$280
HEARING AID DISPENSER		
INITIAL APPLICATION	\$75	\$75
LICENSE FEE	\$280	\$280
WRITTEN EXAMINATION FEE	\$225	ACTUAL COST
PRACTICAL EXAMINATION FEE	\$500	ACTUAL COST
ANNUAL RENEWAL FEE	\$280	\$280
BRANCH LICENSE FEE	\$25	\$25
BRANCH LICENSE RENEWAL FEE (ANNUAL)	\$25	\$25

SPEECH-LANGUAGE PATHOLOGY AND AUDIOLOGY AND HEARING AID DISPENSERS BOARD

License Type/Fee Type	Continued	Actual Fee	Statutory Limit
HEARING AID DISPENSER TRAINEE			
INITIAL APPLICATION & TEMPORARY LICENSE		\$175	\$175
WRITTEN EXAMINATION FEE		\$225	ACTUAL COST
PRACTICAL EXAMINATION FEE		\$500	ACTUAL COST
RENEWAL FEE (MAY RENEW TWICE, SIX MONTHS EACH)		\$100	\$100
BRANCH LICENSE FEE		\$25	\$25
BRANCH LICENSE RENEWAL FEE (ANNUAL)		\$25	\$25
HEARING AID DISPENSER - LICENSED IN ANOTHER STATE			
INITIAL APPLICATION & TEMPORARY LICENSE		\$175	\$175
WRITTEN EXAMINATION FEE		\$225	ACTUAL COST
PRACTICAL EXAMINATION FEE		\$500	ACTUAL COST
BRANCH LICENSE FEE		\$25	\$25
REQUIRED PROFESSIONAL EXPERIENCE			
INITIAL APPLICATION & TEMPORARY LICENSE		\$60	\$150
AIDE (AUDIOLOGY AND SPEECH-LANGUAGE PATHOLOGY)			
REGISTRATION (ONE TIME ONLY)		\$10	\$30
CONTINUING EDUCATION COURSE APPROVAL		\$50	\$50
CONTINUING PROFESSIONAL DEVELOPMENT PROVIDER		\$200	\$200
CONTINUING PROFESSIONAL DEVELOPMENT RENEWAL FEE		\$200	\$200

Summary of Licensing Activity

Initial Licenses/Certificates/Permits			
TYPE	APPS RECEIVED	ISSUED	RENEWED
SPEECH-LANGUAGE PATHOLOGISTS	642	1143	7,314
AUDIOLOGIST	28	77	233
DISPENSING AUDIOLOGIST	24	24	899
SPEECH-LANGUAGE PATHOLOGY ASSISTANT	600	558	1,323
AIDES	47	33	N/A
REQUIRED PROFESSIONAL EXPERIENCE	1,058	945	N/A
PROFESSIONAL DEVELOPMENT PROVIDER	23	20	67
HEARING AID DISPENSER	151	137	1,008
HEARING AID DISPENSER TRAINEE	156	169	157
HEARING AID DISPENSER TEMPORARY	12	20	N/A
BRANCH	306	341	545
TOTAL	3,047	3,467	11,546

Licensing Population by Type			
TYPE	CERTIFICATES/ PERMITS	LICENSES/ REGISTRATIONS	APPROVALS
SPEECH-LANGUAGE PATHOLOGISTS	N/A	19,161	N/A
AUDIOLOGIST	N/A	720	N/A
DISPENSING AUDIOLOGIST	N/A	1,246	N/A
SPEECH-LANGUAGE PATHOLOGY ASSISTANT	N/A	4,118	N/A
AIDES	N/A	216	N/A
REQUIRED PROFESSIONAL EXPERIENCE	N/A	1,232	N/A
PROFESSIONAL DEVELOPMENT PROVIDER	N/A	20	N/A
HEARING AID DISPENSER	N/A	1,266	N/A
HEARING AID DISPENSER TRAINEE	N/A	204	N/A
HEARING AID DISPENSER TEMPORARY	N/A	28	N/A
BRANCH	N/A	1,409	N/A
TOTAL	N/A	29,620	N/A

SPEECH-LANGUAGE PATHOLOGY AND AUDIOLOGY AND HEARING AID DISPENSERS BOARD

Renewal and Continuing Education (CE)

TYPE	FREQUENCY OF RENEWAL	NUMBER CE HOURS REQUIRED EACH CYCLE
SPEECH-LANGUAGE PATHOLOGISTS	2 YEARS	24
AUDIOLOGIST	2 YEARS	24
DISPENSING AUDIOLOGIST	1 YEAR	12
SPEECH-LANGUAGE PATHOLOGY ASSISTANT	2 YEARS	12
AIDES	N/A	N/A
REQUIRED PROFESSIONAL EXPERIENCE	N/A	N/A
PROFESSIONAL DEVELOPMENT PROVIDER	2 YEARS	N/A
HEARING AID DISPENSER	1 YEAR	12
HEARING AID DISPENSER TRAINEE	TWICE, 6 MONTHS EACH	N/A
HEARING AID DISPENSER TEMPORARY	N/A	N/A
BRANCH	1 YEAR	N/A

Exams Results

EXAM TITLE	PASS	FAIL	TOTAL
HEARING AID DISPENSERS WRITTEN EXAM	205	188	393
HEARING AID DISPENSERS PRACTICAL EXAM	209	156	365

Summary of Enforcement Activity

Consumer Complaints—Intake

311	RECEIVED
0	CLOSED WITHOUT REFERRAL FOR INVESTIGATION
311	REFERRED FOR INVESTIGATION
0	PENDING

Conviction/Arrest Notification Complaints

125	RECEIVED
125	CLOSED/REFERRED FOR INVESTIGATION
1	PENDING

Inspections

N/A

Investigations

435	OPENED
335	CLOSED
216	PENDING

Number of Days to Complete Intake and Investigations

241	UP TO 90 DAYS
30	91 TO 180 DAYS
28	181 DAYS TO 1 YEAR
18	1 TO 2 YEARS
8	2 TO 3 YEARS
10	OVER 3 YEARS
154	AVERAGE NUMBER OF DAYS TO COMPLETE INTAKE AND INVESTIGATIONS

Citations and Fines

21	ISSUED
20	ISSUED WITH A FINE
2	WITHDRAWN
0	DISMISSED
169	AVERAGE NUMBER OF DAYS TO ISSUE A CITATION AND FINE

Total Amount of Fines

\$12,975	ASSESSED
\$250	REDUCED
\$3,450	COLLECTED

Criminal/Civil Actions

0	REFERRALS FOR CRIMINAL/CIVIL ACTION
1	CRIMINAL ACTIONS FILED
0	CIVIL ACTIONS FILED

Office of the Attorney General/Disciplinary Actions

15	CASES OPENED/INITIATED
6	CASES CLOSED
18	CASES PENDING

Number of Days to Complete AG Cases

0	1 YEAR
3	1 TO 2 YEARS
2	2 TO 3 YEARS
1	OVER 3 YEARS
747	AVERAGE NUMBER OF DAYS TO IMPOSE DISCIPLINE

SPEECH-LANGUAGE PATHOLOGY AND AUDIOLOGY AND HEARING AID DISPENSERS BOARD

Formal Actions Filed/Withdrawn/Dismissed

2	STATEMENTS OF ISSUES FILED
5	ACCUSATIONS FILED
1	RESTRAINING/RESTRICTION/SUSPENSION ORDERS GRANTED
0	STATEMENTS OF ISSUES WITHDRAWN/DISMISSED
3	ACCUSATIONS WITHDRAWN/DISMISSED

Administrative Outcomes/Final Orders

10	LICENSE APPLICATIONS DENIED
1	REVOCATION
3	SURRENDER OF LICENSE
0	PROBATION WITH SUSPENSION
0	SUSPENSION ONLY
3	PROBATION ONLY
1	PUBLIC REPRIMAND
0	OTHER DECISIONS

Petition for Modification or Termination of Probation

0	GRANTED
0	DENIED
0	TOTAL

Petition for Reinstatement of Revoked License/
Registration/Certification

0	GRANTED
0	DENIED
0	TOTAL

Cost Recovery to DCA

\$27,532	ORDERED
\$8,843	COLLECTED

Restitution to Consumers/Refunds/Savings

\$0	RESTITUTION ORDERED
\$0	AMOUNT REFUNDED
\$0	REWORK AT NO CHARGE
\$0	ADJUSTMENTS/RETURNS/EXCHANGES
\$0	TOTAL SAVINGS ACHIEVED FOR CONSUMERS

Receipt of Complaint to Assignment to Investigator

2	AVERAGE NUMBER OF DAYS
----------	------------------------

Investigations: Opening to Closing of Case

154	AVERAGE NUMBER OF DAYS
------------	------------------------

Investigations: Closure of Investigation to Imposing
Formal Discipline

747	AVERAGE NUMBER OF DAYS
------------	------------------------



Licenses and regulates fumigators, pest control companies, pest management professionals, and structural pesticide applicators.

STAFF:

28.5 civil servant positions
1 exempt

LICENSES, REGISTRATIONS,
PERMITS, AND CERTIFICATES:

27,985

BOARD MEMBERSHIP:

4 public representatives
3 licensees

BOARD STAFF:

Executive Officer:

Susan Saylor

susan.saylor@dca.ca.gov

Assistant Executive Officer:

Robert Lucas

robert.lucas@dca.ca.gov

STRATEGIC PLAN ADOPTED:

2015

www.pestboard.ca.gov

LAWS AND REGULATIONS:

Business and Professions Code §§ 8500 – 8697.4;

Title 16, Division 19, California Code of Regulations §§ 1900 – 1999.5

SUNSET REVIEW:

Last Review: 2018

Next Review: 2022

BOARD MEMBERS:

Name	Appointment Expires	Appointment Type	Appointment Authority
RONNA BRAND	JUNE 1, 2021	PUBLIC	GOVERNOR
MIKE DURAN	JUNE 1, 2019	PROFESSIONAL	GOVERNOR
CURTIS GOOD	JUNE 1, 2021	PROFESSIONAL	GOVERNOR
SERVANDO ORNELAS	JUNE 1, 2020	PUBLIC	SENATE RULES COMMITTEE
DAVE TAMAYO (VICE PRESIDENT)	JUNE 1, 2020	PUBLIC	SPEAKER OF THE ASSEMBLY
DARREN VAN STEENWYK (PRESIDENT)	JUNE 1, 2019	PROFESSIONAL	GOVERNOR
VACANT	N/A	PUBLIC	GOVERNOR

RECIPROCITY

None.

ACCOMPLISHMENTS

During the 2017–18 legislative session, the Board underwent sunset review. The sunset hearing was held on February 26, 2018, and the Board was represented by Board President Darren Van Steenwyk and Executive Officer Susan Saylor.

The Board continued to work with the Office of Professional Examination Services (OPES) on the creation and introduction of new licensing examinations and occupational analyses. During fiscal year 2017–18, in partnership with OPES, the Board held 17 subject matter expert workshops, and because of the partnership, debuted three new licensing examinations for applicators, five new licensing examinations for field representatives, and two new licensing examinations for operators.

The Board's Research Advisory Panel met on June 19, 2018, to evaluate and score the research proposals that were submitted. The Panel's recommendations were presented to the Board at its July 2018 meeting.

On January 3, 2018, the Office of Administrative Law (OAL) approved amendments to the Board's Disciplinary Guidelines. These amendments promote fairness and consistency in the Board's enforcement and disciplinary actions. On October 2, 2017, OAL approved amendments to California Code of Regulations (CCR), Title 16, section 1914. These amendments prevent the use of a name or telephone number that is the same as that of a company who has previously surrendered its license during the disciplinary process. On October 6, 2018, OAL approved the amendment of CCR section 1993.2, repeal of section 1993.3, and adoption of section 1993.4. These changes created distinctions between, and guidelines for the use of, both termite bait and termite monitoring stations. These changes benefit consumers by allowing for the installation of termite monitoring devices without the requirement of having a costly inspection performed.

On October 3–5, 2017, in Irvine, California, the Board coordinated with the Department of Pesticide Regulation (DPR) to hold training for County Agricultural Commissioner (CAC) enforcement personnel. The Board also conducted continuing education (CE) audits for operators, field representatives, and applicators to ensure ongoing compliance with CE requirements. Additionally, multiple audits were conducted of both continuing education courses and providers to ensure course quality is being maintained.

An internal operational audit was performed by DCA. The Board performed very well, with just four minor issues being identified and promptly corrected. The Board's consumer complaint and enforcement process saved consumers over \$400,000 in 2017–18.

NEW LEGISLATION

(Extends through 2018)

SB 1481 (Hill, Chapter 572, Statutes of 2018) extends the sunset date for the Board from January 1, 2019, to January 1, 2023. This bill also makes a number of additional changes to the Structural Pest Control Act (Act), including: 1) adjusting fines for violations of the Act and increasing activity form fees; 2) requiring fumigation warranties to be provided to consumers; 3) providing that consumers shall not pay the costs of fumigation re-inspections; 4) authorizing limited inspection reports to be prepared; 5) establishing minimum periods before a licensee may petition for licensure reinstatement; 6) shortening notification timelines to the board; 7) requiring the Board to provide criminal history information to an applicant; and 8) allowing certain county agricultural commissioners to levy civil penalties for specified violations.

LICENSE REQUIREMENTS

License Requirements	Y/N?
DEGREE/PROFESSIONAL SCHOOLING	N
QUALIFYING EXPERIENCE (MAY INCLUDE EDUCATION)	Y
EXAMINATION	Y
CONTINUING EDUCATION/COMPETENCY	Y
FINGERPRINT REQUIREMENT	Y

FEES*

License Type/Fee Type	Actual Fee	Statutory Limit
DUPLICATE LICENSE	\$2	\$2
CHANGE OF LICENSEE NAME	\$2	\$2
OPERATOR EXAMINATION	\$65	\$100
OPERATOR LICENSE	\$120	\$150
RENEWAL OPERATOR LICENSE	\$120	\$150
COMPANY OFFICE REGISTRATION	\$120	\$120
BRANCH OFFICE REGISTRATION	\$60	\$60
FIELD REPRESENTATIVE EXAMINATION	\$50	\$75
FIELD REPRESENTATIVE LICENSE	\$30	\$45

License Type/Fee Type Continued	Actual Fee	Statutory Limit
RENEWAL FIELD REPRESENTATIVE LICENSE	\$30	\$45
CHANGE OF REGISTERED COMPANY NAME	\$25	\$25
CHANGE OF PRINCIPLE OFFICE ADDRESS	\$25	\$25
CHANGE OF BRANCH OFFICE ADDRESS	\$25	\$25
CHANGE OF QUALIFYING MANAGER	\$25	\$25
CHANGE OF REGISTERED COMPANY OFFICERS	\$25	\$25
CHANGE OF BOND OR INSURANCE	\$25	\$25
CONTINUING EDUCATION PROVIDER	\$50	\$50
CONTINUING EDUCATION COURSE APPROVAL	\$25	\$25
PESTICIDE USE REPORT FILING	\$6	\$7
APPLICATORS LICENSE	\$10	\$50
RENEWAL APPLICATOR LICENSE	\$10	\$50
APPLICATOR EXAMINATION	\$55	\$60
OPERATOR CHALLENGE EXAMINATION	\$65	\$100
FIELD REPRESENTATIVE CHALLENGE EXAM	\$50	\$75

*Additional Fees may be required. Refer to the Board Laws and Regulation for details.

Summary of Licensing Activity

Initial Licenses/Certificates/Permits			
TYPE	APPS RECEIVED	ISSUED	RENEWED
COMPANY REGISTRATIONS	N/A	225	N/A
BRANCH OFFICE REGISTRATIONS	N/A	23	N/A
OPERATOR	N/A	182	1,172
FIELD REPRESENTATIVE	N/A	1,588	2,583
APPLICATOR	N/A	2,360	841
TOTAL	N/A	4,378	4,596

Licensing Population by Type			
TYPE	CERTIFICATES/ PERMITS	LICENSES/ REGISTRATIONS	APPROVALS
COMPANY REGISTRATIONS	N/A	3,101	N/A
BRANCH OFFICE REGISTRATIONS	N/A	437	N/A
OPERATOR	N/A	4,195	N/A
FIELD REPRESENTATIVE	N/A	12,871	N/A
APPLICATOR	N/A	7,381	N/A
TOTAL	N/A	27,985	N/A

Renewal and Continuing Education (CE)		
TYPE	FREQUENCY OF RENEWAL	NUMBER CE HOURS REQUIRED EACH CYCLE
OPERATOR BRANCH 1	3 YEARS	16
OPERATOR BRANCH 2	3 YEARS	16
OPERATOR BRANCH 3	3 YEARS	16
OPERATOR BRANCH 1 & 2	3 YEARS	20
OPERATOR BRANCH 1 & 3	3 YEARS	20
OPERATOR BRANCH 2 & 3	3 YEARS	20
OPERATOR BRANCH 1, 2 & 3	3 YEARS	24
FIELD REPRESENTATIVE BRANCH 1	3 YEARS	16
FIELD REPRESENTATIVE BRANCH 2	3 YEARS	16
FIELD REPRESENTATIVE BRANCH 3	3 YEARS	16
FIELD REPRESENTATIVE BRANCH 1 & 2	3 YEARS	20
FIELD REPRESENTATIVE BRANCH 1 & 3	3 YEARS	20
FIELD REPRESENTATIVE BRANCH 2 & 3	3 YEARS	20
FIELD REPRESENTATIVE BRANCH 1, 2 & 3	3 YEARS	24
APPLICATOR	3 YEARS	12

Exams Results			
EXAM TITLE	PASS	FAIL	TOTAL
OPERATOR BRANCH 1	9	16	25
OPERATOR BRANCH 2	167	119	286
OPERATOR BRANCH 3	75	53	128
FIELD REPRESENTATIVE BRANCH 1	28	39	67
FIELD REPRESENTATIVE BRANCH 2	1,491	2,187	3,678
FIELD REPRESENTATIVE BRANCH 3	493	728	1,221
APPLICATOR	1,336	2,324	3,660

Summary of Enforcement Activity

Consumer Complaints—Intake	
546	RECEIVED
541	CLOSED WITHOUT REFERRAL FOR INVESTIGATION
163	REFERRED FOR INVESTIGATION
4	PENDING

Conviction/Arrest Notification Complaints	
1,819	RECEIVED
N/A	CLOSED/REFERRED FOR INVESTIGATION
137	PENDING

STRUCTURAL PEST CONTROL BOARD

Inspections

68

Investigations

546	OPENED
541	CLOSED
163	PENDING

Number of Days to Complete Intake and Investigations

358	UP TO 90 DAYS
75	91 TO 180 DAYS
79	181 DAYS TO 1 YEAR
28	1 TO 2 YEARS
0	2 TO 3 YEARS
1	OVER 3 YEARS
120	AVERAGE NUMBER OF DAYS TO COMPLETE INTAKE AND INVESTIGATIONS

Citations and Fines

139	ISSUED
139	ISSUED WITH A FINE
1	WITHDRAWN
1	DISMISSED
N/A	AVERAGE NUMBER OF DAYS TO ISSUE A CITATION AND FINE

Total Amount of Fines

\$114,085	ASSESSED
\$6,225	REDUCED
\$62,597	COLLECTED

Criminal/Civil Actions

0	REFERRALS FOR CRIMINAL/CIVIL ACTION
0	CRIMINAL ACTIONS FILED
0	CIVIL ACTIONS FILED

Office of the Attorney General/Disciplinary Actions

57	CASES OPENED/INITIATED
47	CASES CLOSED
56	CASES PENDING

Number of Days to Complete AG Cases

171	1 YEAR
518	1 TO 2 YEARS
858	2 TO 3 YEARS
0	OVER 3 YEARS
550	AVERAGE NUMBER OF DAYS TO IMPOSE DISCIPLINE

Formal Actions Filed/Withdrawn/Dismissed

18	STATEMENTS OF ISSUES FILED
46	ACCUSATIONS FILED
0	RESTRAINING/RESTRICTION/SUSPENSION ORDERS GRANTED
2	STATEMENTS OF ISSUES WITHDRAWN/DISMISSED
3	ACCUSATIONS WITHDRAWN/DISMISSED

Administrative Outcomes/Final Orders

9	LICENSE APPLICATIONS DENIED
30	REVOCATION
6	SURRENDER OF LICENSE
5	PROBATION WITH SUSPENSION
1	SUSPENSION ONLY
30	PROBATION ONLY
0	PUBLIC REPRIMAND
2	OTHER DECISIONS

Petition for Modification or Termination of Probation

0	GRANTED
1	DENIED
1	TOTAL

Petition for Reinstatement of Revoked License/Registration/Certification

4	GRANTED
7	DENIED
11	TOTAL

Cost Recovery to DCA

\$53,315.27	ORDERED
\$69,860.35	COLLECTED

Restitution to Consumers/Refunds/Savings

\$1,945	RESTITUTION ORDERED
\$188,699.19	AMOUNT REFUNDED
\$189,678.84	REWORK AT NO CHARGE
\$0	ADJUSTMENTS/RETURNS/EXCHANGES
\$378,378.03	TOTAL SAVINGS ACHIEVED FOR CONSUMERS

Receipt of Complaint to Assignment to Investigator

2	AVERAGE NUMBER OF DAYS
---	------------------------

Investigations: Opening to Closing of Case

103	AVERAGE NUMBER OF DAYS
-----	------------------------

Investigations: Closure of Investigation to Imposing Formal Discipline

526	AVERAGE NUMBER OF DAYS
-----	------------------------



Licenses and regulates veterinarians, registered veterinary technicians, and veterinary premises.

STAFF:

20.7 civil servant positions
1 exempt

LICENSES, REGISTRATIONS,
PERMITS, AND CERTIFICATES:

32,533

BOARD MEMBERSHIP:

3 public representatives
5 licensees

BOARD STAFF:

Executive Officer:
Jessica Sieferman
jessica.sieferman@dca.ca.gov

STRATEGIC PLAN ADOPTED:

2015

www.vmb.ca.gov

LAWS AND REGULATIONS:

Business and Professions Code §§ 4800 – 4917;

Title 16, Division 20, California Code of Regulations §§ 2000 – 2086.9;

Civil Code §§ 3051, § 3052, §§ 3080 – 3080.03, §§ 1834.5 – 1834.6;

Health and Safety Code §§ 122125 – 122220.

SUNSET REVIEW:

Last Review: 2016

Next Review: 2020

BOARD MEMBERS:

Name	Appointment Expires	Appointment Type	Appointment Authority
KATHY BOWLER	JUNE 1, 2022	PUBLIC	GOVERNOR
*JUDIE MANCUSO	JUNE 1, 2018	PUBLIC	SPEAKER OF THE ASSEMBLY
*JENNIFER LOREDO, RVT	JUNE 1, 2018	PROFESSIONAL	GOVERNOR
JAYMIE NOLAND, DVM (PRESIDENT)	JUNE 1, 2019	PROFESSIONAL	GOVERNOR
MARK NUNEZ, DVM	JUNE 1, 2021	PROFESSIONAL	GOVERNOR
CHRISTINA BRADBURY	JUNE 1, 2022	PROFESSIONAL	GOVERNOR
CHERYL WATERHOUSE, DVM (VICE PRESIDENT)	JUNE 1, 2020	PROFESSIONAL	GOVERNOR
ALANA YANEZ	JUNE 1, 2020	PUBLIC	SENATE RULES COMMITTEE

*Currently serving under a grace period.

RECIPROCITY

Pursuant to Business and Professions Code section 4848 reciprocity for veterinary applicants is offered as follows:

- Any person applying for a veterinary license who has passed the veterinary national licensing examination at the time of original licensure in another state and has been practicing veterinary medicine full time for two out of the three years (in the United States, United States territory, or Canada) immediately preceding the application may apply for reciprocity (one-year license) if he or she has no disciplinary action taken against the license.
- International veterinary graduates may apply for reciprocity if they meet all of the above requirements and if they have completed a recognized education equivalence program.
- All reciprocity licensees must complete a three-day course on regionally specific diseases and conditions within 12 months of the date of issue of their temporary license in order to receive unrestricted licensure. Courses are offered in March and September.

Pursuant to Title 16, California Code of Regulations section 2068.6 reciprocity for veterinary technician applicants is offered as follows:

- A licensed (in the United States, United States territory, or Canada) out-of-state veterinary technician applicant may apply for reciprocity and is eligible for the California veterinary technician examination if he or she has passed the national veterinary technician licensing examination and has obtained 4,416 hours of directed clinical practice under the direct supervision of a veterinarian (licensed in the United States, United States territory, or Canada) and if he or she has no disciplinary action taken against the license.

ACCOMPLISHMENTS

The year 2018 marked 125 years of regulated veterinary medicine in California. Staff worked with DCA's Office of Publications, Design, & Editing (PDE) and Office of Public Affairs (OPA) to mark this historic milestone. PDE designed a 125th anniversary logo, new letterhead, and graphics to enhance the website to celebrate this milestone. Additionally, in collaboration with OPA, the Board published historical veterinary profession facts on its website and via social media.

The Board implemented the new University Veterinary License Program in February 2018 that complies with recent amendments to the Business and Professions Code (that previously held veterinarians employed at the University of California, Davis or Western University of Health Sciences were exempt from licensure). The university license requires applicants to furnish a set of fingerprints to the Department of Justice for both state and federal criminal history record checks, to verify employment with the University of California, Davis or Western University of Health Sciences, pass an examination concerning statutes and regulations of the Veterinary Medicine Practice Act, and complete education curriculum on regionally specific and important diseases and conditions in California. The Board provided outreach to the University of California, Davis and Western University of Health Sciences on the new requirements, and information on how their eligible employees could apply for licensure. Outreach included notice on the Board's public email list and website prior to the launch of the new university veterinary license.

DCA's Office of Professional Examination Services (OPES) completed its review of the Veterinary Technician National Examination (VTNE) in May 2018. The purpose of the review was to ensure that the veterinary technician examination programs used in the California licensure process comply with psychometric and legal standards. OPES's review and findings supports the Board's continued use of the VTNE for licensure in California. In addition, OPES recommended the continued use of a supplemental examination to measure California-specific laws, regulations, and practice. As part of the continued use of a supplemental examination, OPES developed an updated plan outline that will be used for the development of examinations starting in January 2019.

The Board, in cooperation with Capitol Accounting Partners (CAP), completed a comprehensive audit of its various fees in July 2017. The audit was a by-product of an imbalance between the Board's revenue and expenditures and included a detailed cost analysis of the Board's Administrative, Licensing, Premises and Enforcement programs. The Board encouraged public comment and participation as part of the fee audit discussion to determine if it is appropriate to raise application and licensing fees. The CAP report recommended an across-the-board increase to fees; the Board subsequently initiated an emergency rulemaking action to raise fees due to dire budgetary concerns and a risk of insolvency. Board staff continues to work on the regulatory Certificate of Compliance that will make the fees permanent.

The Board's Hospital Inspection Program held its annual inspector training session for new and returning inspectors, which included a presentation by the Division of Investigation, Board subject matter experts, and the Enforcement Division. To improve outreach and compliance, staff also updated the *Hospital Standards Self-Evaluation Checklist* for distribution by Board inspectors when they are in the field inspecting veterinary premises.

NEW LEGISLATION

(Extends through 2018)

AB 2215 (Kalra, Chapter 819, Statutes of 2018)

prohibits a licensee of the Board from dispensing or administering cannabis or cannabis products (cannabis) to an animal patient, discussing cannabis if they have a financial interest with a cannabis licensee, and advertising for cannabis. This bill also prohibits the Board, absent negligence or incompetence, from disciplining a veterinarian solely for discussing medicinal cannabis use on an animal patient, requires the Board to adopt guidelines by January 1, 2020 for veterinarians to follow when discussing cannabis within the veterinarian-client-patient relationship, and requires the Board to post the guidelines on its website.

AB 2300 (Maienschein, Chapter 236, Statutes of 2018) authorizes a licensee of the Board to earn up to four hours of continuing education credit with pro bono spaying or neutering services to benefit households with a demonstrated financial need for reduced-cost services.

LICENSE REQUIREMENTS

License Requirements	Y/N?
DEGREE/PROFESSIONAL SCHOOLING	Y
QUALIFYING EXPERIENCE (MAY INCLUDE EDUCATION)	Y
EXAMINATION	Y
CONTINUING EDUCATION/COMPETENCY	Y
FINGERPRINT REQUIREMENT	Y

FEES*

License Type/Fee Type	Actual Fee	Statutory Limit
VETERINARIAN FEES		
APPLICATION	\$150	\$350
STATE EXAM	\$235	\$350
LAW EXAM	\$100	\$100
INITIAL LICENSE	\$350	\$500
RENEWAL (\$350 + \$12 CURES)	\$362	\$500
VETERINARIAN TEMPORARY FEES		
APPLICATION	\$150	\$350
LICENSE	\$175	\$500
VETERINARIAN INTERNSHIP FEES		
APPLICATION	\$150	\$350
LICENSE	\$175	\$500
REGISTERED VETERINARY TECHNICIAN FEES		
APPLICATION	\$150	\$350
STATE EXAM	\$200	\$300
INITIAL LICENSE	\$160	\$350
RENEWAL	\$160	\$350
VETERINARY ASSISTANT CONTROLLED SUBSTANCES PERMIT FEES		
APPLICATION	\$50	\$100
INITIAL LICENSE	\$50	-
RENEWAL	\$50	\$50
VETERINARY PREMISES FEES		
INITIAL LICENSE	\$400	\$400
RENEWAL	\$400	\$400

*Additional Fees may be required. Refer to the Board Laws and Regulation for details.

VETERINARY MEDICAL BOARD

Summary of Licensing Activity

Initial Licenses/Certificates/Permits			
TYPE	APPS RECEIVED	ISSUED	RENEWED
VETERINARIAN	862	687	6,151
VETERINARIAN INTERN	32	22	N/A
VETERINARIAN TEMPORARY	89	61	N/A
REGISTERED VETERINARY TECHNICIAN	893	603	3,194
VETERINARY ASSISTANT CONTROLLED SUBSTANCES PERMIT*	1,944	1,593	435
VETERINARY PREMISES	303	255	3,499
TOTAL	4,123	3,221	13,279

*VACSP program began Oct. 2016

Licensing Population by Type			
TYPE	CERTIFICATES/ PERMITS	LICENSES/ REGISTRATIONS	APPROVALS
VETERINARIAN	N/A	14,850	N/A
VETERINARIAN INTERN	N/A	22	N/A
VETERINARIAN TEMPORARY	N/A	46	N/A
REGISTERED VETERINARY TECHNICIAN	N/A	9,011	N/A
VETERINARY ASSISTANT CONTROLLED SUBSTANCES PERMIT	4,398	N/A	N/A
VETERINARY PREMISES	N/A	4,206	N/A
TOTAL	4,398	28,135	N/A

Renewal and Continuing Education (CE)

TYPE	FREQUENCY OF RENEWAL	NUMBER CE HOURS REQUIRED EACH CYCLE
VETERINARIAN	EVERY TWO YEARS	36
REGISTERED VETERINARY TECHNICIAN	EVERY TWO YEARS	20

Exams Results

EXAM TITLE	PASS	FAIL	TOTAL
CALIFORNIA STATE BOARD EXAMINATION (VETERINARIAN)	522	99	621
CALIFORNIA VETERINARY TECHNICIAN EXAMINATION	650	88	738

Summary of Enforcement Activity

Consumer Complaints—Intake

1,025	RECEIVED
0	CLOSED WITHOUT REFERRAL FOR INVESTIGATION
1,007	REFERRED FOR INVESTIGATION
102	PENDING

Conviction/Arrest Notification Complaints

80	RECEIVED
79	CLOSED/REFERRED FOR INVESTIGATION
1	PENDING

Inspections

463

Investigations

1,086	OPENED
787	CLOSED
1,004	PENDING

Number of Days to Complete Intake and Investigations

235	UP TO 90 DAYS
226	91 TO 180 DAYS
173	181 DAYS TO 1 YEAR
80	1 TO 2 YEARS
70	2 TO 3 YEARS
3	OVER 3 YEARS
316	AVERAGE NUMBER OF DAYS TO COMPLETE INTAKE AND INVESTIGATIONS

Citations and Fines

26	ISSUED
26	ISSUED WITH A FINE
3	WITHDRAWN
0	DISMISSED
685	AVERAGE NUMBER OF DAYS TO ISSUE A CITATION AND FINE

Total Amount of Fines

\$16,550	ASSESSED
\$7,250	REDUCED
\$36,642	COLLECTED

Criminal/Civil Actions

4	REFERRALS FOR CRIMINAL/CIVIL ACTION
3	CRIMINAL ACTIONS FILED
0	CIVIL ACTIONS FILED

Office of the Attorney General/Disciplinary Actions

108	CASES OPENED/INITIATED
82	CASES CLOSED
153	CASES PENDING

Number of Days to Complete AG Cases

35	1 YEAR
22	1 TO 2 YEARS
13	2 TO 3 YEARS
17	OVER 3 YEARS
620	AVERAGE NUMBER OF DAYS TO IMPOSE DISCIPLINE

Formal Actions Filed/Withdrawn/Dismissed

44	STATEMENTS OF ISSUES FILED
37	ACCUSATIONS FILED
2	RESTRAINING/RESTRICTION/SUSPENSION ORDERS GRANTED
4	STATEMENTS OF ISSUES WITHDRAWN/DISMISSED
0	ACCUSATIONS WITHDRAWN/DISMISSED

Administrative Outcomes/Final Orders

2	LICENSE APPLICATIONS DENIED
5	REVOCATION
8	SURRENDER OF LICENSE
7	PROBATION WITH SUSPENSION
0	SUSPENSION ONLY
21	PROBATION ONLY
0	PUBLIC REPRIMAND
0	OTHER DECISIONS

Petition for Modification or Termination of Probation

0	GRANTED
1	DENIED
1	TOTAL

Petition for Reinstatement of Revoked License/Registration/Certification

0	GRANTED
0	DENIED
0	TOTAL

Cost Recovery to DCA

\$116,631	ORDERED
\$215,789	COLLECTED

Restitution to Consumers/Refunds/Savings

\$8,800	RESTITUTION ORDERED
\$0	AMOUNT REFUNDED
\$0	REWORK AT NO CHARGE
\$0	ADJUSTMENTS/RETURNS/EXCHANGES
\$8,800	TOTAL SAVINGS ACHIEVED FOR CONSUMERS

Receipt of Complaint to Assignment to Investigator

6	AVERAGE NUMBER OF DAYS
----------	------------------------

Investigations: Opening to Closing of Case

247	AVERAGE NUMBER OF DAYS
------------	------------------------

Investigations: Closure of Investigation to Imposing Formal Discipline

696	AVERAGE NUMBER OF DAYS
------------	------------------------



Licenses and regulates licensed vocational nurses (LVNs) and psychiatric technicians (PTs).

STAFF:

71 civil servant positions
10 exempt

LICENSES, REGISTRATIONS,
PERMITS, AND CERTIFICATES:

212,900

BOARD MEMBERSHIP:

6 public representatives
5 licensees

BOARD STAFF:

Executive Officer:
Elaine Yamaguchi
elaine.yamaguchi@dca.ca.gov

Assistant Executive Officer:
Vicki Lyman
vicki.lyman@dca.ca.gov

STRATEGIC PLAN ADOPTED:

2017

www.bvnpt.ca.gov

LAWS AND REGULATIONS:

Business and Professions Code §§ 2840 – 2895.5 and §§ 4500 – 4548;
Title 16, Division 25, California Code of Regulations §§ 2500 – 2557.3
and §§ 2560 – 2595.3.

SUNSET REVIEW:

Last Review: 2017 Next Review: 2020

BOARD MEMBERS:

Name	Appointment Expires	Appointment Type	Appointment Authority
PAULA AMEZOLA DE HERRERA	JUNE 1, 2021	PUBLIC	GOVERNOR
BERNICE BASS DE MARTINEZ (VICE PRESIDENT)	JUNE 1, 2019	PUBLIC	GOVERNOR
ALETA CARPENTER	JUNE 1, 2020	PUBLIC	GOVERNOR
JOHN DIERKING	JUNE 1, 2020	PUBLIC	SENATE RULES COMMITTEE
TAMMY ENDOZO (PRESIDENT)	JUNE 1, 2019	PROFESSIONAL	GOVERNOR
SAMANTHA JAMES-PEREZ	JUNE 1, 2019	PROFESSIONAL	GOVERNOR
KEN MAXEY	JUNE 1, 2020	PUBLIC	SPEAKER OF THE ASSEMBLY
DONNA NORTON	JUNE 1, 2020	PROFESSIONAL	GOVERNOR
PAUL SELLERS	JUNE 1, 2020	PROFESSIONAL	GOVERNOR
CHERYL TURNER	JUNE 1, 2021	PUBLIC	GOVERNOR
CAREL MOUNTAIN	JUNE 1, 2020	LVN/EDUCATION	GOVERNOR

RECIPROCITY

Pursuant to Business and Professions Code section 2872.1, the Board, upon receiving a written application and required fees, may issue a license to any applicant who possesses a valid unrevoked license as a vocational or practical nurse issued by any other state or foreign country, and who in the opinion of the Board meets all the other requirements.

Pursuant to Business and Professions Code section 4515, the Board, upon receiving a written application and required fees, may issue a license to any applicant who possesses a valid unrevoked license as a psychiatric technician issued by any other state or foreign country, and who in the opinion of the Board meets all the other requirements.

ACCOMPLISHMENTS

In July of 2017, the Board had a staff vacancy rate of approximately 32 percent, or 22 positions. As of July 2018, the vacancy rate was down to 18 percent, or 12 positions. Utilizing one-time salary savings, the Board invested in upgrading broken and obsolete equipment, redundant documents, and a general cleanup of files. Staff now also has access to a break room and a lactation room.

The Education Division hosted four Directors' Forums, providing updates and training for nursing program directors and faculty. Other meetings and conference calls were also convened to obtain feedback regarding new regulations regarding the NCLEX passage rate. The Board also proposed a new fee structure. The Nursing Education Consultants (NECs) made more than 20 site visits, announced and unannounced, to programs in the field.

Over fiscal year 2017–18, the Board decreased the number of educational programs on provisional approval from 27 to nine, thanks to the NECs' focused work with program directors. The Board closed three programs, extended approval to five programs, and granted full approval to 12 programs.

Aided by the Division of Investigation, the Board analyzed and reorganized its Enforcement Division. Staff were encouraged to complete training programs, especially DCA's Enforcement Academy. Desk manuals and case management processes were updated, and in many cases created. Additionally, the Board created an Intake and Enhanced Screening Unit in the Enforcement Division. This new unit is successfully helping to lower the caseload assigned to the Board's special investigators. Between January 1, 2018, and June 30, 2018, the total number of pending Board enforcement cases went from 1,721 to 1,417, a decrease of 304 cases or approximately 17 percent. During that same time frame, the average age of pending Board enforcement cases decreased from 313 to 284 days, a decrease of 29 days or approximately 9 percent.

The Licensing Division initiated expedited services and accommodations to military veterans and their spouses seeking initial licensure or renewal. In addition, the Division dramatically reduced application processing times in every category. For example, in the previous fiscal year, the average time needed to process a license vocational nurse school application was 3.4 weeks, and this year, the average is one week.

The Administrative and Support Services Division exceeded the annual requirement to use small business (SB) and disabled veteran business enterprises (DVBE) vendors for purchases. Each year, all state agencies are required to spend 25 percent of their annual procurements with certified SB vendors and 3 percent with certified DVBE.

NEW LEGISLATION

(Extends through 2018)

There was no enacted legislation solely related to this program in 2018. Legislation with Department-wide impact or involving multiple healing arts programs is also discussed in the Healing Arts Legislation and DCA-wide Legislation sections of this report on pages 9 and 10.

LICENSE REQUIREMENTS

License Requirements	Y/N?
DEGREE/PROFESSIONAL SCHOOLING	Y
QUALIFYING EXPERIENCE (MAY INCLUDE EDUCATION)	Y
EXAMINATION	Y
CONTINUING EDUCATION/COMPETENCY	Y
FINGERPRINT REQUIREMENT	Y

FEES*

License Type/Fee Type	Actual Fee	Statutory Limit
VOCATIONAL NURSES		
INITIAL APPLICATION FOR LICENSURE BY EXAMINATION – GRADUATE OF AN APPROVED CA VN PROGRAM	\$150	\$150
INITIAL APPLICATION FOR LICENSURE BY EXAMINATION – QUALIFYING METHOD OTHER THAN ABOVE	\$150	\$150
APPLICATION FOR LICENSURE BY ENDORSEMENT FROM ANOTHER STATE	\$150	\$150
APPLICATION FOR RE-EXAMINATION	\$150	\$150
BIENNIAL RENEWAL OF A LICENSE	\$150	\$150
	(+\$5 VN FUND	
	PER §2895.5)	
RENEWAL DELINQUENT FEE	\$75	

BOARD OF VOCATIONAL NURSING AND PSYCHIATRIC TECHNICIANS

License Type/Fee Type Continued	Actual Fee	Statutory Limit
INITIAL LICENSE FEE	\$150	\$150
DUPLICATE LICENSE FEE	\$25	\$25
INTERIM PERMIT	\$40	\$40
APPLICATION FOR VERIFICATION OF LICENSURE TO ANOTHER STATE	\$75	\$75
INTRAVENOUS THERAPY (IV), BLOOD WITHDRAWAL (BW), OR IV/BW COMBO CERTIFICATION	NO CHARGE	NO CHARGE
PSYCHIATRIC TECHNICIANS		
INITIAL APPLICATION FOR LICENSURE BY EXAMINATION – GRADUATE OF AN APPROVED CA PT PROGRAM	\$150	\$150
INITIAL APPLICATION FOR LICENSURE BY EXAMINATION – QUALIFYING METHOD OTHER THAN ABOVE	\$150	\$150
APPLICATION FOR LICENSURE BY ENDORSEMENT FROM ANOTHER STATE	\$150	\$150
APPLICATION FOR RE-EXAMINATION	\$150	\$150
BIENNIAL RENEWAL OF A LICENSE	\$300	\$300
RENEWAL DELINQUENT FEE	\$150	\$150
INITIAL LICENSE FEE	\$300	\$300
INTERIM PERMIT	\$20	\$20
DUPLICATE LICENSE FEE	\$25	\$25
APPLICATION FOR VERIFICATION OF LICENSURE TO ANOTHER STATE	\$20	\$20
BLOOD WITHDRAWAL (BW) CERTIFICATION	\$20	\$20
VOCATIONAL NURSES		
APPROVAL OF AN INTRAVENOUS (IV), BLOOD WITHDRAWAL (BW), OR IV WITH BW COURSE PROVIDER	NO CHARGE	NO CHARGE
CONTINUING APPROVAL OF AN INTRAVENOUS THERAPY (IV), BLOOD WITHDRAWAL (BW), OR IV WITH BW COURSE PROVIDER	NO CHARGE	NO CHARGE
APPROVAL OF A CONTINUING EDUCATION COURSE PROVIDER	\$200	\$200
CONTINUING APPROVAL OF A CONTINUING EDUCATION COURSE PROVIDER	\$200	\$200
PSYCHIATRIC TECHNICIANS		
APPROVAL OF A BLOOD WITHDRAWAL (BW) COURSE PROVIDER	\$150	\$150
CONTINUING APPROVAL OF A BLOOD WITHDRAWAL (BW) COURSE PROVIDER	\$150	\$150
APPROVAL OF A CONTINUING EDUCATION COURSE PROVIDER	\$150	\$150
CONTINUING APPROVAL OF A CONTINUING EDUCATION COURSE PROVIDER	\$150	\$150

Summary of Licensing Activity

Initial Licenses/Certificates/Permits			
TYPE	APPS RECEIVED	ISSUED	RENEWED
VOCATIONAL NURSE	6,823	7,022	46,760
PSYCHIATRIC TECHNICIAN	409	418	4,456
TOTAL	7,232	7,440	51,216

Licensing Population by Type

TYPE	CERTIFICATES/ PERMITS	LICENSES/ REGISTRATIONS	APPROVALS
VOCATIONAL NURSE	N/A	124,216	N/A
PSYCHIATRIC TECHNICIAN	N/A	11,658	N/A
VN-IV	17,878	N/A	N/A
VN-BW	2,627	N/A	N/A
VN-IV/BW	56,255	N/A	N/A
PT-BW	266	N/A	N/A
TOTAL	77,026	135,874	N/A

Renewal and Continuing Education (CE)

TYPE	FREQUENCY OF RENEWAL	NUMBER CE HOURS REQUIRED EACH CYCLE
VOCATIONAL NURSE	BI ANNUAL	30 HOURS
PSYCHIATRIC TECHNICIAN	BI ANNUAL	30 HOURS

Exams Results

EXAM TITLE	PASS	FAIL	TOTAL
NCLEX- PN	5,935	4,345	10,280
PSYCHIATRIC TECHNICIANS EXAM	409	341	750

Summary of Enforcement Activity

Consumer Complaints—Intake	
1,001	RECEIVED
190	CLOSED WITHOUT REFERRAL FOR INVESTIGATION
797	REFERRED FOR INVESTIGATION
43	PENDING

Conviction/Arrest Notification Complaints	
1,546	RECEIVED
1,508	CLOSED/REFERRED FOR INVESTIGATION
56	PENDING

Inspections	
N/A	

*Additional Fees may be required. Refer to the Board Laws and Regulation for details.

BOARD OF VOCATIONAL NURSING AND PSYCHIATRIC TECHNICIANS

Investigations

2,305	OPENED
2,447	CLOSED
1,412	PENDING

Number of Days to Complete Intake and Investigations

974	UP TO 90 DAYS
287	91 TO 180 DAYS
460	181 DAYS TO 1 YEAR
497	1 TO 2 YEARS
167	2 TO 3 YEARS
62	OVER 3 YEARS
280	AVERAGE NUMBER OF DAYS TO COMPLETE INTAKE AND INVESTIGATIONS

Citations and Fines

83	ISSUED
83	ISSUED WITH A FINE
0	WITHDRAWN
0	DISMISSED
473	AVERAGE NUMBER OF DAYS TO ISSUE A CITATION AND FINE

Total Amount of Fines

\$55,528	ASSESSED
\$750	REDUCED
\$90,441.22	COLLECTED

Criminal/Civil Actions

0	REFERRALS FOR CRIMINAL/CIVIL ACTION
0	CRIMINAL ACTIONS FILED
0	CIVIL ACTIONS FILED

Office of the Attorney General/Disciplinary Actions

315	CASES OPENED/INITIATED
234	CASES CLOSED
322	CASES PENDING

Number of Days to Complete AG Cases

23	1 YEAR
97	1 TO 2 YEARS
58	2 TO 3 YEARS
56	OVER 3 YEARS
822	AVERAGE NUMBER OF DAYS TO IMPOSE DISCIPLINE

Formal Actions Filed/Withdrawn/Dismissed

12	STATEMENTS OF ISSUES FILED
237	ACCUSATIONS FILED
6	RESTRAINING/RESTRICTION/SUSPENSION ORDERS GRANTED
0	STATEMENTS OF ISSUES WITHDRAWN/DISMISSED
6	ACCUSATIONS WITHDRAWN/DISMISSED

Administrative Outcomes/Final Orders

2	LICENSE APPLICATIONS DENIED
101	REVOCATION
45	SURRENDER OF LICENSE
1	PROBATION WITH SUSPENSION
0	SUSPENSION ONLY
76	PROBATION ONLY
8	PUBLIC REPRIMAND
1	OTHER DECISIONS

Petition for Modification or Termination of Probation

3	GRANTED
3	DENIED
6	TOTAL

Petition for Reinstatement of Revoked License/Registration/Certification

9	GRANTED
10	DENIED
19	TOTAL

Cost Recovery to DCA

\$532,798.76	ORDERED
\$251,648.70	COLLECTED

Restitution to Consumers/Refunds/Savings

N/A	RESTITUTION ORDERED
N/A	AMOUNT REFUNDED
N/A	REWORK AT NO CHARGE
N/A	ADJUSTMENTS/RETURNS/EXCHANGES
N/A	TOTAL SAVINGS ACHIEVED FOR CONSUMERS

Receipt of Complaint to Assignment to Investigator

9	AVERAGE NUMBER OF DAYS
----------	------------------------

Investigations: Opening to Closing of Case

272	AVERAGE NUMBER OF DAYS
------------	------------------------

Investigations: Closure of Investigation to Imposing Formal Discipline

369	AVERAGE NUMBER OF DAYS
------------	------------------------

Pg. 197 **Section 139 Report**

Pg. 208 **Expenditure Categories**

Pg. 211 **Fund Conditions**

Pg. 214 **Revenue Sources**

Section 139 Report

EXAMINATION PROGRAM				PREREQUISITES ¹ for admittance to the examination			EXAMINATION VALIDATION ² OA = Occupational Analysis					COSTS (IN THOUSANDS) ³ ED = Examination Development EA = Examination Administration PE = Program Evaluation PO = Per Occurrence PY = Per Year				
BOARD/BUREAU/ COMMITTEE	LICENSE TYPE(S)	EXAM TITLE(S)	MANDATING CODE(S)		ASSESSMENT METHOD AND FREQUENCY	YEAR OF MOST RECENT OA	OA YEAR CURRENT EXAM IS BASED	PASSING SCORE METHOD	PERIODIC ITEM ANALYSIS	OA (PO)	ED (PY)	EA (PY)	PE (PO)			
			B&P	CCR												
ACCOUNTANCY, CALIFORNIA BOARD OF	CERTIFIED PUBLIC ACCOUNTANT (CPA)	UNIFORM CERTIFIED PUBLIC ACCOUNTANT EXAMINATION (CPA EXAM)	5092 5093	9.2	OA; INTERNAL/ EXTERNAL REVIEW AS NEEDED	2015	2015	CRITERION- REFERENCED	X	\$0	\$0	\$693	\$0			
		PROFESSIONAL ETHICS FOR CERTIFIED PUBLIC ACCOUNTANTS – SUPPLEMENTAL EXAMINATION	5018 5092 5093	10	EXTERNAL REVIEW EVERY 3 YEARS	2016	2016	SET IN REGULATION		\$0	\$0	\$0	\$0			
ACUPUNCTURE BOARD	ACUPUNCTURE	CALIFORNIA ACUPUNCTURE LICENSING EXAMINATION	4938 4939 4941	1399.415 1399.416 1399.425 1399.434	OA; INTERNAL REVIEW EVERY 5 YEARS OR AS NEEDED	2015	2015	MODIFIED ANGOFF	X	\$0	\$334	\$274	\$0			
ARCHITECTS BOARD, CALIFORNIA	ARCHITECT	ARCHITECT REGISTRATION EXAMINATION (ARE)	5550 5552	116	OA; INTERNAL/ EXTERNAL REVIEW AS NEEDED	2012	2012	MODIFIED ANGOFF	X	\$0	\$6	\$116	\$21			
		CALIFORNIA SUPPLEMENTAL EXAMINATION (CSE)			OA; INTERNAL REVIEW EVERY 5 YEARS OR AS NEEDED	2014	2014	MODIFIED ANGOFF		\$0	\$285	\$171	\$19			
AUTOMOTIVE REPAIR, BUREAU OF	SMOG CHECK	SMOG CHECK INSPECTOR	HEALTH & SAFETY CODE 44014 44031.5	3340.28 3340.29	OA; INTERNAL REVIEW EVERY 5 YEARS	2016	2016	MODIFIED ANGOFF	X	\$0	\$0	\$93	\$8			
		SMOG CHECK REPAIR TECHNICIAN				2015	2015			\$0	\$19	\$36	\$10			
	BRAKE ADJUSTER (A,B,C)	BRAKE ADJUSTER	9887.2	3310	2018	2011	\$46	\$35		\$19	\$11					
	LAMP ADJUSTER	LAMP ADJUSTER					\$31	\$15		\$24	\$4					
BARBERING AND COSMETOLOGY, BOARD OF	BARBER	BARBER	7321.5	EXTERNAL REVIEW AS NEEDED	MODIFIED ANGOFF (FIRST FORM OFF OA) EQUATING (SUBSEQUENT FORMS)	2016	2016	MODIFIED ANGOFF (FIRST FORM OFF OA) EQUATING (SUBSEQUENT FORMS)	X	\$50.8	\$0	\$2,914.1	\$0			
	COSMETOLOGIST	COSMETOLOGIST	7321			2015	2015	MODIFIED ANGOFF (CANDIDATE VOLUME DOES NOT SUPPORT EQUATING)								
	ELECTROLOGIST	ELECTROLOGIST	7330			2018	2011	MODIFIED ANGOFF (FIRST FORM OFF OA) EQUATING (SUBSEQUENT FORMS)								
	ESTHETICIAN	ESTHETICIAN	7324			2018	2012	MODIFIED ANGOFF (FIRST FORM OFF OA) EQUATING (SUBSEQUENT FORMS)								
	MANICURIST	MANICURIST	7326			2013	2013	MODIFIED ANGOFF (FIRST FORM OFF OA) EQUATING (SUBSEQUENT FORMS)								

1. Prerequisites for admittance to the examination are mandated by Business and Professions (B&P) Code and/or California Code of Regulations (CCR); and assessed using a number of methods, including valid occupational analyses, national standards, and regulatory review. CCR codes are Title 16 unless otherwise indicated.
2. Methods used to establish passing scores vary across exam administrations, and are based on minimum competence criteria necessary for licensure.
3. Included are costs for personnel required to perform these functions.

Section 139 Report

EXAMINATION PROGRAM				PREREQUISITES ¹ for admittance to the examination			EXAMINATION VALIDATION ² OA = Occupational Analysis				COSTS (IN THOUSANDS) ³ ED = Examination Development EA = Examination Administration PE = Program Evaluation PO = Per Occurrence PY = Per Year			
BOARD/BUREAU/ COMMITTEE	LICENSE TYPE(S)	EXAM TITLE(S)	MANDATING CODE(S)		ASSESSMENT METHOD AND FREQUENCY	YEAR OF MOST RECENT OA	OA YEAR CURRENT EXAM IS BASED	PASSING SCORE METHOD	PERIODIC ITEM ANALYSIS	OA (PO)	ED (PY)	EA (PY)	PE (PO)	
			B&P	CCR										
BEHAVIORAL SCIENCES, BOARD OF	LICENSED CLINICAL SOCIAL WORKER (LCSW)	CALIFORNIA LCSW LAW AND ETHICS	4992.05 (b)	OA: ANNUAL INTERNAL/ EXTERNAL REVIEW		2015	2015	MODIFIED ANGOFF	X		\$1,165.2 (PY); TOTAL ANNUAL COSTS FOR ALL BBS PROGRAMS		\$0	
		ASSOCIATION OF SOCIAL WORK BOARD (ASWB) CLINICAL EXAMINATION NATIONAL EXAM	4992.05(c) (1-3)			2010	2010							
	LICENSED EDUCATIONAL PSYCHOLOGIST (LEP)	CALIFORNIA LEP	4989.22			2015	2015							
	LICENSED PROFESSIONAL CLINICAL COUNSELOR (LPCC)	CALIFORNIA LPCC LAW AND ETHICS	4993.53(b)			2015	2015							
		NATIONAL BOARD OF CERTIFIED COUNSELORS- NATIONAL CLINICAL MENTAL HEALTH COUNSELOR EXAMINATION (NBCC-NCMHCE)	4993.53(c) (1-3)			2010	2010							
		CALIFORNIA LMFT LAW AND ETHICS	4980.397(b)			2015	2015							
	LICENSED MARRIAGE AND FAMILY THERAPIST (MFT)	CALIFORNIA LMFT CLINICAL	4980.397 (c)(1-3)			2012	2012							
CEMETERY AND FUNERAL BUREAU	CEMETERY BROKER	CEMETERY BROKER	7651 7651.1 7651.2	ANNUAL INTERNAL REVIEW		2013	2013	MODIFIED ANGOFF	X	\$0	\$0	\$0.3	\$0	
	CEMETERY MANAGER	CEMETERY MANAGER	7653.7			2012	2012							\$0.5
	CREMATORY MANAGER	CREMATORY MANAGER	7712.1 7713.1			2018	2010							
	EMBALMER	EMBALMER	7642 7643 7646			2014	2014							\$0.9
	FUNERAL DIRECTOR	FUNERAL DIRECTOR	7618 7619			2017	2017							\$5.9
CHIROPRACTIC EXAMINERS, BOARD OF	DOCTOR OF CHIROPRACTIC	NATIONAL BOARD OF CHIROPRACTIC EXAMINERS EXAMINATION	SECTION 6, CHIROPRACTIC INITIATIVE ACT	EXTERNAL & INTERNAL 5 YEARS	2015	2015	MODIFIED ANGOFF AND EQUATING	X	\$0	\$0	\$0	\$0		
		CALIFORNIA CHIROPRACTIC LAW EXAMINATION (CCLE)	SECTION 5, CHIROPRACTIC INITIATIVE ACT										2017	2017

1. Prerequisites for admittance to the examination are mandated by Business and Professions (B&P) Code and/or California Code of Regulations (CCR), and assessed using a number of methods, including valid occupational analyses, national standards, and regulatory review. CCR codes are Title 16 unless otherwise indicated.
2. Methods used to establish passing scores vary across exam administrations, and are based on minimum competence criteria necessary for licensure.
3. Included are costs for personnel required to perform these functions.

Section 139 Report

EXAMINATION PROGRAM			PREREQUISITES ¹ for admittance to the examination			EXAMINATION VALIDATION ² OA = Occupational Analysis				COSTS (IN THOUSANDS) ³ ED = Examination Development EA = Examination Administration PE = Program Evaluation PO = Per Occurrence PY = Per Year					
BOARD/BUREAU/ COMMITTEE	LICENSE TYPE(S)	EXAM TITLE(S)	MANDATING CODE(S)		ASSESSMENT METHOD AND FREQUENCY	YEAR OF MOST RECENT OA	OA YEAR CURRENT EXAM IS BASED	PASSING SCORE METHOD	PERIODIC ITEM ANALYSIS	OA (PO)	ED (PY)	EA (PY)	PE (PO)		
			B&P	CCR											
CONTRACTORS STATE LICENSE BOARD	A	GENERAL ENGINEERING	7056–7058	825 826	INTERNAL REVIEW AS NEEDED	2014	2014	MODIFIED ANGOFF	X	\$559 (PY): TOTAL COST FOR ALL CSLB PROGRAMS	\$991 (PY): TOTAL COST FOR ALL CSLB PROGRAMS	\$1,735 (PY): TOTAL COST FOR ALL CSLB PROGRAMS	\$84 (PY): TOTAL COST FOR ALL CSLB PROGRAMS		
	B	GENERAL BUILDING				2013	2013							2013	2013
	C-2	INSULATION AND ACOUSTICAL				2017	2017							2017	2017
	C-4	BOILER, HOT WATER HEATING, AND STEAM FITTING				2016	2016							2016	2016
	C-5	FRAMING AND ROUGH CARPENTRY				2013	2013							2013	2013
	C-6	CABINET, MILLWORK, AND FINISH CARPENTRY				2014	2014							2014	2014
	C-7	LOW VOLTAGE SYSTEMS				2016	2016							2016	2016
	C-8	CONCRETE				2015	2015							2015	2015
	C-9	DRYWALL				2015	2015							2015	2015
	C-10	ELECTRICAL				2013	2013							2013	2013
	C-11	ELEVATOR				2014	2014							2014	2014
	C-12	EARTHWORK AND PAVING				2016	2016							2016	2016
	C-13	FENCING				2018	2013							2013	2013
	C-15	FLOORING AND FLOOR COVERING				2014	2014							2014	2014
	C-16	FIRE PROTECTION				2016	2016							2016	2016
	C-17	GLAZING				2015	2015							2015	2015
	C-20	WARM AIR HEATING, VENTILATING, AND AIR CONDITIONING				2014	2014							2014	2014
	C-21	BUILDING MOVING AND DEMOLITION				2018	2012							2012	2012
	C-22	ASBESTOS ABATEMENT				2015	2015							2015	2015
	C-23	ORNAMENTAL METAL				2014	2014							2014	2014
	C-27	LANDSCAPING				2015	2015							2015	2015
	C-28	LOCK AND SECURITY EQUIPMENT				2013	2013							2013	2013
	C-29	MASONRY				2015	2015							2015	2015
	C-31	CONSTRUCTION ZONE TRAFFIC CONTROL				2015	2015							2015	2015
	C-32	PARKING AND HIGHWAY IMPROVEMENT				2015	2015							2015	2015
	C-33	PAINTING AND DECORATING				2015	2015							2015	2015
	C-34	PIPELINE				2018	2012							2012	2012
	C-35	LATHING AND PLASTERING				2013	2013							2013	2013
	C-36	PLUMBING				2014	2014							2014	2014
	C-38	REFRIGERATION				2013	2013							2013	2013

Section 139 Report

EXAMINATION PROGRAM					PREREQUISITES ¹ for admittance to the examination			EXAMINATION VALIDATION ² OA = Occupational Analysis					COSTS (INTHOUSANDS) ³ ED = Examination Development EA = Examination Administration PE = Program Evaluation PO = Per Occurrence PY = Per Year			
BOARD/BUREAU/ COMMITTEE	LICENSE TYPE(S)	EXAM TITLE(S)	MANDATING CODE(S)		ASSESSMENT METHOD AND FREQUENCY	YEAR OF MOST RECENT OA	OA YEAR CURRENT EXAM IS BASED	PASSING SCORE METHOD	PERIODIC ITEM ANALYSIS	OA (PO)	ED (PY)	EA (PY)	PE (PO)			
			B&P	CCR												
CONTRACTORS STATE LICENSE BOARD (CONTINUED)	C-39	ROOFING	7056–7058	825 826	INTERNAL REVIEW AS NEEDED	2015	2015	MODIFIED ANGOFF	X	\$559 (PY): TOTAL COST FOR ALL CSLB PROGRAMS	\$991 (PY): TOTAL COST FOR ALL CSLB PROGRAMS	\$1,735 (PY): TOTAL COST FOR ALL CSLB PROGRAMS	\$84 (PY): TOTAL COST FOR ALL CSLB PROGRAMS			
	C-42	SANITATION SYSTEM				2017	2017									
	C-43	SHEET METAL				2014	2014									
	C-45	SIGN				2018	2012									
	C-46	SOLAR				2017	2017									
	C-47	GENERAL MANUFACTURED HOUSING				2018	2012									
	C-50	REINFORCING STEEL				2018	2012									
	C-51	STRUCTURAL STEEL				2014	2014									
	C-53	SWIMMING POOL				2016	2016									
	C-54	CERAMIC AND MOSAIC TILE				2016	2016									
	C-55	WATER CONDITIONING				2018	2012									
	C-57	WELL DRILLING				2017	2017									
	C-60	WELDING				2013	2013									
	N/A	ASBESTOS CERTIFICATION				2015	2015									
	N/A	HAZARDOUS SUBSTANCE REMOVAL CERTIFICATION				2017	2017									
	N/A	LAW AND BUSINESS				2015	2015									
COURT REPORTERS, BOARD OF CALIFORNIA	CERTIFIED SHORTHAND REPORTER (CSR)	CSR PRACTICAL	8020	2418	OA: INTERNAL/ EXTERNAL REVIEW	2017	2017	SPECIFIED IN STATUTE	N/A	\$0	\$117	\$84	\$3			
		CSR ENGLISH				MODIFIED ANGOFF	X									
		CSR PROFESSIONAL PRACTICE														
DENTAL BOARD OF CALIFORNIA	DENTIST	PORTFOLIO	1632 (c)(1)	1032	INTERNAL/ EXTERNAL REVIEW AS NEEDED	2018	2013	SPECIFIED IN STATUTE	X	\$63.6	\$0	\$0	\$0			
		WREB	1632 (c)(2)	2018		2014										
		LAW & ETHICS	1632 (b)	2018		2005										
	REGISTERED DENTAL ASSISTANT	PRACTICAL	1752.1	2016		2016	CRITERION- REFERENCED	\$0		\$63.5	\$0					
		WRITTEN	1752.1(e)	2016		2016										
		LAW & ETHICS	1752.1	2016		2016										
		COMBINED	1752.1(e)	2016		2016										
	REGISTERED DENTAL ASSISTANT IN EXTENDED FUNCTIONS	WRITTEN	1753	2016		2016	CRITERION- REFERENCED	\$21.1		\$0	\$96.2					
		PRACTICAL/CLINICAL	2016	2016												
		WRITTEN	2010	2010												
	DENTAL SEDATION ASSISTANT	WRITTEN	1750.4	2010		2010	\$0	\$0								

Section 139 Report

EXAMINATION PROGRAM				PREREQUISITES ¹ for admittance to the examination			EXAMINATION VALIDATION ² OA = Occupational Analysis				COSTS (IN THOUSANDS) ³ ED = Examination Development EA = Examination Administration PE = Program Evaluation PO = Per Occurrence PY = Per Year			
BOARD/BUREAU/ COMMITTEE	LICENSE TYPE(S)	EXAM TITLE(S)	MANDATING CODE(S)		ASSESSMENT METHOD AND FREQUENCY	YEAR OF MOST RECENT OA	OA YEAR CURRENT EXAM IS BASED	PASSING SCORE METHOD	PERIODIC ITEM ANALYSIS	OA (PO)	ED (PY)	EA (PY)	PE (PO)	
			B&P	CCR										
DENTAL HYGIENE COMMITTEE OF CALIFORNIA	REGISTERED DENTAL HYGIENIST (RDH)	NATIONAL DENTAL HYGIENE BOARD EXAMINATION (NDHBE)	1917	1082	EXTERNAL REVIEW EVERY 5 YEARS	2015	2015	CRITERION- REFERENCED	X	\$0	\$0	\$0		
		WESTERN REGIONAL EXAMINATION BOARD (WREB)		1082.1		2018	2018							
		CENTRAL REGIONAL DENTAL TESTING SERVICES (CRDTS)		1082.1		2018	2018							
	CALIFORNIA LAW AND ETHICS EXAMINATION (FOR RDHS)	1922	INTERNAL REVIEW EVERY 3 YEARS	2010	2010	SPECIFIED IN STATUTE	\$0	\$2.6						
	CALIFORNIA LAW AND ETHICS EXAMINATION (FOR RDHAPS)			2000	2000									
ENGINEERS, LAND SURVEYORS, AND GEOLOGISTS, BOARD FOR PROFESSIONAL	AGRICULTURAL ENGINEER	PE AGRICULTURAL	6704 6732 6750–59	404 420–424 427.10 438	OA: INTERNAL/ EXTERNAL REVIEW AS NEEDED	2013	2013	MODIFIED ANGOFF	X	\$0: TOTAL COST FOR PROGRAMS: AGRICUL- TURAL ENGINEER – CERTIFIED HYDROGEO- LOGIST	\$1,383: TOTAL COST FOR PROGRAMS: AGRICUL- TURAL ENGINEER – TRAFFIC ENGINEER	\$7: TOTAL COST FOR PROGRAMS: AGRICUL- TURAL ENGINEER – TRAFFIC ENGINEER	\$0: TOTAL COST FOR PROGRAMS: AGRICUL- TURAL ENGINEER – CERTIFIED HYDROGEO- LOGIST	
	CHEMICAL ENGINEER	PE CHEMICAL				2016	2016							
	CIVIL ENGINEER (NATIONAL)	PE CIVIL BREADTH & DEPTH				2013	2013							
	CIVIL ENGINEER (CALIFORNIA)	SEISMIC PRINCIPLES/ ENGINEERING SURVEY				2017	2017							

1. Prerequisites for admittance to the examination are mandated by Business and Professions (B&P) Code and/or California Code of Regulations (CCR), and assessed using a number of methods, including valid occupational analyses, national standards, and regulatory review. CCR codes are Title 16 unless otherwise indicated.
2. Methods used to establish passing scores vary across exam administrations, and are based on minimum competence criteria necessary for licensure.
3. Included are costs for personnel required to perform these functions.

Section 139 Report

EXAMINATION PROGRAM				PREREQUISITES ¹ for admittance to the examination			EXAMINATION VALIDATION ² OA = Occupational Analysis			COSTS (IN THOUSANDS) ³ ED = Examination Development EA = Examination Administration PE = Program Evaluation PO = Per Occurrence PY = Per Year			
BOARD/BUREAU/ COMMITTEE	LICENSE TYPE(S)	EXAM TITLE(S)	MANDATING CODE(S)		ASSESSMENT METHOD AND FREQUENCY	YEAR OF MOST RECENT OA	OA YEAR CURRENT EXAM IS BASED	PASSING SCORE METHOD	PERIODIC ITEM ANALYSIS	OA (PO)	ED (PY)	EA (PY)	PE (PO)
ENGINEERS, LAND SURVEYORS, AND GEOLOGISTS, BOARD FOR PROFESSIONAL (CONTINUED)	CONTROL SYSTEMS ENGINEER	PE CONTROL SYSTEMS	B&P	CCR	OA: INTERNAL/ EXTERNAL REVIEW AS NEEDED	2010	2010	MODIFIED ANGOFF	X	\$0: TOTAL COST FOR PROGRAMS: AGRICUL- TURAL ENGINEER - CERTIFIED HYDROGEO- LOGIST	\$1,383: TOTAL COST FOR PROGRAMS: AGRICUL- TURAL ENGINEER - TRAFFIC ENGINEER	\$7: TOTAL COST FOR PROGRAMS: AGRICUL- TURAL ENGINEER - TRAFFIC ENGINEER	\$0: TOTAL COST FOR PROGRAMS: AGRICUL- TURAL ENGINEER - CERTIFIED HYDROGEO- LOGIST
	ELECTRICAL ENGINEER	PE ELECTRICAL	6704 6732 6750-59	404 420-424 427.10 438		2018	2018						
	ENGINEER-IN- TRAINING (EIT)	FUNDAMENTALS OF ENGINEERING (FE)	6702.1 6704 6750-59	404 420-424 427.10 438		2012	2012						
	FIRE PROTECTION ENGINEER	PE FIRE PROTECTION	6704 6732 6750-59	404 420-424 426.51 427.20		2011	2011						
	GEOTECHNICAL ENGINEER	GEOTECHNICAL ENGINEER	6730.2 6736.1	404 420-424 426.50 426.51 427.20		2018	2010						
	INDUSTRIAL ENGINEER	PE INDUSTRIAL	6704 6732 6750-59	404 420-424 427.10 438		2011	2011						
	LAND SURVEYOR (NATIONAL)	PRINCIPLES OF SURVEYING	8741-8743	404-424 427.10 438		2011	2011						
	LAND SURVEYOR (CALIFORNIA)	PROFESSIONAL LAND SURVEYOR	8708 8741-8743	404-424 427.10 438		2018	2015						
	LAND SURVEYOR-IN- TRAINING	FUNDAMENTALS OF SURVEYING	8741-8743	404 420-424 438		2012	2012						
	MECHANICAL ENGINEER	PE MECHANICAL	6704 6750-59	420-424 427.10 438		2015	2015						
	METALLURGICAL ENGINEER	PE METALLURGICAL AND MATERIALS	6704 6732 6750-59	404 420-424 427.10 438		2014	2014						
	NUCLEAR ENGINEER	PE NUCLEAR	6704 6732 6750-59	404 420-424 427.10 438		2017	2017						
	PETROLEUM ENGINEER	PE PETROLEUM				2013	2013						

Section 139 Report

EXAMINATION PROGRAM				PREREQUISITES ¹ for admittance to the examination			EXAMINATION VALIDATION ² OA = Occupational Analysis				COSTS (IN THOUSANDS) ³ ED = Examination Development EA = Examination Administration PE = Program Evaluation PO = Per Occurrence PY = Per Year			
BOARD/BUREAU/ COMMITTEE	LICENSE TYPE(S)	EXAM TITLE(S)	MANDATING CODE(S)		ASSESSMENT METHOD AND FREQUENCY	YEAR OF MOST RECENT OA	OA YEAR CURRENT EXAM IS BASED	PASSING SCORE METHOD	PERIODIC ITEM ANALYSIS	OA (PO)	ED (PY)	EA (PY)	PE (PO)	
ENGINEERS, LAND SURVEYORS, AND GEOLOGISTS, BOARD FOR PROFESSIONAL (CONTINUED)	STRUCTURAL ENGINEER (NATIONAL)	LATERAL FORCES VERTICAL FORCES	6730.2 6736 6763.1	404 420-424 426.10- 426.14 427.30	OA: INTERNAL/ EXTERNAL REVIEW AS NEEDED	2009	2009	MODIFIED ANG OFF	X	\$0: TOTAL COST FOR PROGRAMS: AGRICUL- TURAL ENGINEER - TRAFFIC ENGINEER	\$1,383: TOTAL COST FOR PROGRAMS: AGRICUL- TURAL ENGINEER - TRAFFIC ENGINEER	\$7: TOTAL COST FOR PROGRAMS: AGRICUL- TURAL ENGINEER - TRAFFIC ENGINEER	\$0: TOTAL COST FOR PROGRAMS: AGRICUL- TURAL ENGINEER - CERTIFIED HYDROGEO- LOGIST	
	TRAFFIC ENGINEER	TRAFFIC ENGINEER	6704 6732 6750-59	404 420-424 427.10, 438		2017	2010							
	PROFESSIONAL GEOLOGIST	FUNDAMENTALS OF GEOLOGY PRACTICE OF GEOLOGY CALIFORNIA SPECIFIC (CSE)	7843 7841	3031		2015	2015 2013							
	PROFESSIONAL GEOPHYSICIST	PROFESSIONAL GEOPHYSICIST (PGP)	7841.1			2014	2014							
	CERTIFIED ENGINEERING GEOLOGIST	CERTIFIED ENGINEERING GEOLOGIST (CEG)	7842	3041		2013	2013							
	CERTIFIED HYDROGEOLOGIST	CERTIFIED HYDROGEOLOGIST (CHG)		3042		2013	2013							
PROFESSIONAL FIDUCIARIES BUREAU	PROFESSIONAL FIDUCIARY (PF)	PROFESSIONAL FIDUCIARY EXAMINATION	6539	4500	EXTERNAL REVIEW EVERY 4 YEARS; INTERNAL REVIEW AS NEEDED	2017 (EXTERNAL) 2018 (INTERNAL)	2017 (EXTERNAL)	EXPERT PANEL	X	\$0	\$0	\$0	\$0	
GUIDE DOGS FOR THE BLIND, STATE BOARD OF	GUIDE DOG INSTRUCTOR	GUIDE DOG INSTRUCTOR WRITTEN EXAMINATION GUIDE DOG INSTRUCTOR PRACTICAL/ ORAL EXAMINATION	7208 7209 7211	2261 2265	INTERNAL REVIEW TWICE PER YEAR	2011	2011	MODIFIED ANG OFF	X	\$0	\$0	\$0.8	\$0	
	LANDSCAPE ARCHITECT (NATIONAL)	LANDSCAPE ARCHITECT REGISTRATION EXAMINATION (LARE)	5650 5651	2610 2615 2620 2621	OA: INTERNAL/ EXTERNAL REVIEW AS NEEDED	2016	2016	MODIFIED ANG OFF	X	\$1	\$2	\$28	\$8	
LANDSCAPE ARCHITECTS TECHNICAL COMMITTEE	LANDSCAPE ARCHITECT (SUPPLEMENTAL)	CALIFORNIA SUPPLEMENTAL EXAMINATION (CSE)			OA: INTERNAL REVIEW EVERY 5 YEARS OR AS NEEDED	2014	2014	MODIFIED ANG OFF		\$0	\$76	\$21	\$7	

1. Prerequisites for admittance to the examination are mandated by Business and Professions (B&P) Code and/or California Code of Regulations (CCR); and assessed using a number of methods, including valid occupational analyses; national standards, and regulatory review. CCR codes are Title 16 unless otherwise indicated.
2. Methods used to establish passing scores vary across exam administrations, and are based on minimum competence criteria necessary for licensure.
3. Included are costs for personnel required to perform these functions.

Section 139 Report

EXAMINATION PROGRAM				PREREQUISITES ¹ for admittance to the examination			EXAMINATION VALIDATION ² OA = Occupational Analysis				COSTS (INTHOUSANDS) ³ ED = Examination Development EA = Examination Administration PE = Program Evaluation PO = Per Occurrence PY = Per Year						
BOARD/BUREAU/ COMMITTEE	LICENSE TYPE(S)	EXAM TITLE(S)	MANDATING CODE(S)		ASSESSMENT METHOD AND FREQUENCY	YEAR OF MOST RECENT OA	OA YEAR CURRENT EXAM IS BASED	PASSING SCORE METHOD	PERIODIC ITEM ANALYSIS	OA (PO)	ED (PY)	EA (PY)	PE (PO)				
			B&P	CCR				MODIFIED ANGOFF WITH RASCH MODEL EQUATING									
MEDICAL BOARD OF CALIFORNIA	PHYSICIAN AND SURGEON	UNITED STATES MEDICAL LICENSING EXAMINATION	2170		OA; EXTERNAL REVIEW	2013	2013	MODIFIED ANGOFF WITH RASCH MODEL EQUATING	X								
	LICENSED MIDWIFE	NORTH AMERICAN REGISTRY OF MIDWIVES	2512.5 2513			2016	2010	MODIFIED ANGOFF									
	POLYSOMNOGRAPHIC TECHNICIAN	CERTIFIED POLYSOMNOGRAPHIC TECHNICIAN (CPSGT)				2018	2018	MODIFIED BOOKMARK METHOD									
	POLYSOMNOGRAPHIC TECHNOLOGIST	REGISTERED POLYSOMNOGRAPHIC TECHNOLOGIST (RPSBT)	3575			2018	2018										
NATUROPATHIC MEDICINE COMMITTEE	NATUROPATHIC DOCTOR	NATUROPATHIC PHYSICIANS LICENSING EXAMINATIONS (NPLEX) I & II	3630 3631	4220	EXTERNAL REVIEW EVERY 5 YEARS	2015	2015	MODIFIED ANGOFF	X				NO COST TO THE COMMITTEE. NATIONAL EXAMS ARE CREATED, ADMINISTERED, AND EVALUATED BY EXTERNAL SOURCES.				
OCCUPATIONAL THERAPY, CALIFORNIA BOARD OF	OCCUPATIONAL THERAPIST	REGISTERED OCCUPATIONAL THERAPIST	2570.6		OA; EXTERNAL REVIEW	2017	2017	MODIFIED ANGOFF	X				EXAMINATIONS ARE ADMINISTERED BY AN EXTERNAL ORGANIZATION. THEREFORE, NO EXPENSES ARE INCURRED BY THE BOARD.				
	OCCUPATIONAL THERAPIST ASSISTANT	CERTIFIED OCCUPATIONAL THERAPY ASSISTANT															
OPTOMETRY, CALIFORNIA STATE BOARD OF	OPTOMETRIST (OPT)	NATIONAL BOARD OF EXAMINERS IN OPTOMETRY- APPLIED BASIC SCIENCE (PART I); PATIENT ASSESSMENT AND MANAGEMENT (PART II); CLINICAL SKILLS (PART III)	3041.2 3046	1523	EXTERNAL REVIEW	2016	2016	MODIFIED ANGOFF	X				EXAMINATION IS ADMINISTERED BY AN OUTSIDE AGENCY. THEREFORE, NO EXPENSES ARE INCURRED BY THE BOARD.				
		CALIFORNIA LAW AND REGULATIONS EXAMINATION (CLRE)				2009	2009							\$0	\$21	\$0	
	SPECTACLE LENS DISPENSER	AMERICAN BOARD OF OPTICIANRY (ABO) – SPECTACLE EXAM	2559.2			2014	2014										EXAMINATIONS ARE ADMINISTERED BY OUTSIDE AGENCIES. THEREFORE, NO EXPENSES ARE INCURRED BY THE BOARD.
	CONTACT LENS DISPENSER	NATIONAL CONTACT LENS EXAMINERS (NCLÉ) – CONTACT LENS EXAM	2561			2014	2014										
OSTEOPATHIC MEDICAL BOARD OF CALIFORNIA	OSTEOPATHIC PHYSICIAN AND SURGEON	COMLEX-USA LEVEL 1	2099.5	1620	EXTERNAL REVIEW EVERY 3-5 YEARS	2016	2016	MODIFIED ANGOFF	X				EXAMINATIONS ARE ADMINISTERED BY THE NATIONAL BOARD OF OSTEOPATHIC MEDICAL EXAMINERS INC. (NBOME). THERE ARE NO COSTS TO THE OSTEOPATHIC MEDICAL BOARD.				
		COMLEX-USA LEVEL 2 (CE)															
		COMLEX-USA LEVEL 2 (PE)															
		COMLEX-USA LEVEL 3															

1. Prerequisites for admittance to the examination are mandated by Business and Professions (B&P) Code and/or California Code of Regulations (CCR), and assessed using a number of methods, including valid occupational analyses, national standards, and regulatory review. CCR codes are Title 16 unless otherwise indicated.

2. Methods used to establish passing scores vary across exam administrations, and are based on minimum competence criteria necessary for licensure.

3. Included are costs for personnel required to perform these functions.

Section 139 Report

EXAMINATION PROGRAM				PREREQUISITES ¹ for admittance to the examination			EXAMINATION VALIDATION ² OA = Occupational Analysis				COSTS (INTHOUSANDS) ³ ED = Examination Development EA = Examination Administration PE = Program Evaluation PO = Per Occurrence PY = Per Year			
BOARD/BUREAU/ COMMITTEE	LICENSE TYPE(S)	EXAM TITLE(S)	MANDATING CODE(S)		ASSESSMENT METHOD AND FREQUENCY	YEAR OF MOST RECENT OA	OA YEAR CURRENT EXAM IS BASED	PASSING SCORE METHOD	PERIODIC ITEM ANALYSIS	OA (PO)	ED (PY)	EA (PY)	PE (PO)	
			B&P	CCR										
PHARMACY, CALIFORNIA STATE BOARD OF	REGISTERED PHARMACIST	CALIFORNIA PRACTICE AND JURISPRUDENCE EXAMINATION FOR PHARMACISTS (CPJE) NORTH AMERICAN PHARMACIST LICENSURE EXAMINATION (NAPLEX)	4200 4200.1 4200.2 4200.3 4200.4 4209 4400	1719 1720 1720.1 1721 1723.1 1724 1725 1728 1749	OA; INTERNAL/ EXTERNAL REVIEW	2014	2014	MODIFIED ANG OFF	X	\$0	\$182	\$186	\$71	
					OA							EXAMINATION ADMINISTERED BY THE NATIONAL ASSOCIATION OF BOARDS OF PHARMACY (NABP) WITH NO EXPENSE TO THE STATE.		
	PHARMACY TECHNICIAN	PHARMACY TECHNICIAN CERTIFICATION EXAMINATION (PTCB) EXAM FOR THE CERTIFICATION OF PHARMACY TECHNICIANS (ExCPT)	4202	1749 1793 1793.5	OA OA	2016	2012 2016	ANG OFF MODIFIED ANG OFF		\$103	\$0	\$0	\$0	
PHYSICAL THERAPY BOARD OF CALIFORNIA	PHYSICAL THERAPIST (PT)	NATIONAL PHYSICAL THERAPY EXAMINATION (NPTE)	1398.25 1398.26 1398.26.1 1398.26.5	OA; EVERY 5 YEARS AND AS OTHERWISE DEEMED NECESSARY	2016	2016	MODIFIED ANG OFF	X	\$0	\$2.5: SHARED WITH PE COSTS	\$5.4 SHARED WITH ED COSTS	\$2.5: SHARED WITH ED COSTS		
		CALIFORNIA LAW EXAMINATION (CLE)	1398.30 1398.31	OA; AS DEEMED NECESSARY DUE TO CHANGES IN LAW OR REGULATION									2012	2012
	PHYSICAL THERAPIST ASSISTANT (PTA)	NATIONAL PHYSICAL THERAPY EXAMINATION (NPTE)	1398.47 1398.50 1398.51	OA; EVERY 5 YEARS AND AS OTHERWISE DEEMED NECESSARY	2016	2016							2012	2012
		CALIFORNIA LAW EXAMINATION (CLE)		OA; AS DEEMED NECESSARY DUE TO CHANGES IN LAW OR REGULATION										
	PT SPECIALTY CERTIFICATION	KINESIOLOGICAL ELECTROMYOGRAPHY (KEMG)	1399.63 1399.65	OA	EXTERNAL PRACTICE ANALYSIS (I.E., OA); EVERY 5 TO 7 YEARS	1990	1990			\$0				
	PT SPECIALTY CERTIFICATION	ELECTRONEUROMYOGRAPHY (ENMG)	1399.64 1399.65	OA		1994	1994							
PHYSICIAN ASSISTANT BOARD	PHYSICIAN ASSISTANT	PHYSICIAN ASSISTANT NATIONAL CERTIFYING EXAMINATION (PANCE)	3519	1399.507		2015	2015	MODIFIED ANG OFF	TWICE YEARLY		\$0			
PODIATRIC MEDICINE, CALIFORNIA BOARD OF	DOCTOR OF PODIATRIC MEDICINE (DPM) - PERMANENT (E)	NBPME PART I	1399.660	OA; INTERNAL/ EXTERNAL REVIEW; EVERY 5 YEARS	2015	2015	MODIFIED ANG OFF	X					EXAMINATIONS ADMINISTERED BY THE NATIONAL BOARD OF PODIATRIC MEDICAL EXAMINERS (NBPME) WITH NO EXPENSE TO THE STATE.	
		NBPME PART II												
	DOCTOR OF PODIATRIC MEDICINE (DPM) – RESIDENT (EL)	NBPME PART III												
		NBPME PART I	2475.1	1399.668		2016								2016

Section 139 Report

EXAMINATION PROGRAM				PREREQUISITES ¹ for admittance to the examination			EXAMINATION VALIDATION ² OA = Occupational Analysis				COSTS (INTHOUSANDS) ³ ED = Examination Development EA = Examination Administration PE = Program Evaluation PO = Per Occurrence PY = Per Year			
BOARD/BUREAU/ COMMITTEE	LICENSE TYPE(S)	EXAM TITLE(S)	MANDATING CODE(S)		ASSESSMENT METHOD AND FREQUENCY	YEAR OF MOST RECENT OA	OA YEAR CURRENT EXAM IS BASED	PASSING SCORE METHOD	PERIODIC ITEM ANALYSIS	OA (PO)	ED (PY)	EA (PY)	PE (PO)	
			B&P	CCR										
PSYCHOLOGY, CALIFORNIA BOARD OF	PSYCHOLOGIST	EXAMINATION FOR PROFESSIONAL PRACTICE IN PSYCHOLOGY (EPPP)	2914	1388	INTERNAL/ EXTERNAL REVIEW; OA (AS NEEDED)	2010	2010	MODIFIED ANGOFF	X	\$0	\$0	\$0	\$0	
		CALIFORNIA PSYCHOLOGY LAWS AND ETHICS EXAMINATION (CPLEE)				2012	2012			\$128	\$145			
REAL ESTATE, BUREAU OF	RE SALESPERSON	RE SALESPERSON	10150-10153	N/A	PER STATUTE	2018	2010	MODIFIED ANGOFF	X	\$75.9	\$330.7	\$716.6	\$0	
	RE BROKER	RE BROKER												
REAL ESTATE APPRAISERS, BUREAU OF	APPRAISER	APPRAISER LICENSE	11340	3621 (TITLE 10)	EXTERNAL REVIEW	2014	2014	SME TESTING	X	NATIONAL EXAMINATION DEVELOPED BY THE APPRAISAL FOUNDATION THROUGH THE APPRAISAL QUALIFICATIONS BOARD (AOB).				
	CERTIFIED RESIDENTIAL	CERTIFIED RESIDENTIAL LICENSE												
REGISTERED NURSING, BOARD OF	REGISTERED NURSE	NCLEX-RN	144 2736	1412 1426	OA:INTERNAL/ EXTERNAL REVIEW: 4 YEARS FULL EVERY 8 YEARS	2015	2015	ITEM RESPONSE THEORY	X	\$0	\$0	\$22	\$0	
RESPIRATORY CARE BOARD OF CALIFORNIA	RESPIRATORY CARE PRACTITIONER	THERAPIST MULTIPLE CHOICE (TMC)	3740		OA: ONGOING INTERNAL REVIEW	2012	2012	MODIFIED ANGOFF	X	\$11				
		CLINICAL SIMULATION (CS)				2012	2012	-3 TO +3 PER OPTION SELECTED						
SECURITY AND INVESTIGATIVE SERVICES, BUREAU OF	ALARM COMPANY OPERATOR	ALARM COMPANY QUALIFIED MANAGER	144 7599			2017	2017			\$21	\$62.2	\$3.4		
	PRIVATE INVESTIGATOR	PRIVATE INVESTIGATOR QUALIFIED MANAGER	144 7525 7526 7541	601 620	INTERNAL REVIEW OF QUALIFYING EXPERIENCE/ OA ONGOING	2015	2015	MODIFIED ANGOFF	X	\$0	\$55.2	\$12.9	\$0	
	PRIVATE PATROL OPERATOR	PRIVATE PATROL OPERATOR QUALIFIED MANAGER	144 7582 7583, 7583.1			2012	2012			\$0	\$0	\$12.8		
	REPOSESSION AGENCY	REPOSESSION AGENCY QUALIFIED MANAGER	7503 7504	601		2017	2017			\$0	\$14.7	\$1		
SPEECH- LANGUAGE PATHOLOGY AND AUDIOLOGY AND HEARING AID DISPENSERS BOARD	SPEECH-LANGUAGE PATHOLOGIST	THE PRAXIS SERIES	2532.1 2532.2 2532.25	1399, 152.3	OA: INTERNAL/ EXTERNAL REVIEW EVERY 5 TO 7 YEARS	2015	2015	MODIFIED TUCKER- ANGOFF	X	\$0	\$0	\$0	\$0	
	AUDIOLOGIST					2017	2017			\$67	\$0	\$0	\$0	
	HEARING AID DISPENSER	CALIFORNIA HEARING AID DISPENSER WRITTEN AND PRACTICAL EXAMINATIONS	2538.24 2538.25	1399, 120	OA: INTERNAL/ EXTERNAL REVIEW EVERY 5 YEARS	2012	2012	MODIFIED ANGOFF		\$0	\$61	\$337	\$0	

1. Prerequisites for admittance to the examination are mandated by Business and Professions (B&P) Code and/or California Code of Regulations (CCR), and assessed using a number of methods, including valid occupational analyses, national standards, and regulatory review. CCR codes are Title 16 unless otherwise indicated.
2. Methods used to establish passing scores vary across exam administrations, and are based on minimum competence criteria necessary for licensure.
3. Included are costs for personnel required to perform these functions.

Section 139 Report

EXAMINATION PROGRAM				PREREQUISITES ¹ for admittance to the examination			EXAMINATION VALIDATION ² OA = Occupational Analysis					COSTS (IN THOUSANDS) ³ ED = Examination Development EA = Examination Administration PE = Program Evaluation PO = Per Occurrence PY = Per Year			
BOARD/BUREAU/ COMMITTEE	LICENSE TYPE(S)	EXAM TITLE(S)	MANDATING CODE(S)		ASSESSMENT METHOD AND FREQUENCY	YEAR OF MOST RECENT OA	OA YEAR CURRENT EXAM IS BASED	PASSING SCORE METHOD	PERIODIC ITEM ANALYSIS	OA (PO)	ED (PY)	EA (PY)	PE (PO)		
			B&P	CCR											
STRUCTURAL PEST CONTROL BOARD	APPLICATOR	APPLICATOR	8564.5		INTERNAL/ EXTERNAL REVIEW EVERY 5 YEARS	2014	2014	SPECIFIED IN STATUTE	X	\$8	\$180	\$360	\$0		
	FIELD REPRESENTATIVE	BRANCH 1	8563			2008	2008								
		BRANCH 2	8564			2015	2015								
		BRANCH 3	8566			2017	2017								
	OPERATOR	BRANCH 1	8561	1934	INTERNAL REVIEW EVERY 5 YEARS	2008	2008								
		BRANCH 2	8562			2017	2017								
BRANCH 3		8565	2017			2017									
VETERINARY MEDICAL BOARD	VETERINARIAN	NORTH AMERICAN VETERINARY LICENSING EXAMINATION (NAVLE)	2010 2010.1 2014 2015	OA; EXTERNAL REVIEW EVERY 7 YEARS	2017	2009	MODIFIED ANGOFF	X	\$0	\$0	\$24	\$0			
		CALIFORNIA VETERINARY STATE BOARD EXAMINATION (CSB)	4846.1 4846.2 4848 4848.1	2015.1 2015.2 2021 2022	2013	2013									
		VETERINARY LAW EXAMINATION (VLE)		2023 2024 2025	2016	2016									
	REGISTERED VETERINARY TECHNICIAN	CALIFORNIA REGISTERED VETERINARY TECHNICIAN EXAMINATION (CRVT)	4839 4841.4 4841.5	2010 2014.1 2015 2066 2068.5 2068.6 2068.7	OA; INTERNAL REVIEW EVERY 5-7 YEARS; LINKAGE STUDY	2016	2010		X	\$42	\$82	\$18	\$0		
		VETERINARY TECHNICIAN NATIONAL EXAMINATION (VTNE)			2017	2017									
VOCATIONAL NURSING AND PSYCHIATRIC TECHNICIANS, BOARD OF	VOCATIONAL NURSE	NATIONAL COUNCIL LICENSURE EXAMINATION FOR PRACTICAL/ VOCATIONAL NURSES (NCLEX-PN)	2866 (a-d) 2873 2873.5 2882	OA; EXTERNAL REVIEW EVERY 3 YEARS	2015	2015	MODIFIED ANGOFF	X	\$0	\$0	\$0	\$0			
	PSYCHIATRIC TECHNICIAN	CALIFORNIA PSYCHIATRIC TECHNICIAN LICENSURE EXAMINATION (PSI EXAM)	4511 (a-d) 4531	2575 2585(g) 2586 2587 2588 2588.1	EXTERNAL REVIEW EVERY 5 YEARS	2014							2014		

Expenditure Categories

FISCAL YEAR 2016/17 NET EXPENDITURES (IN THOUSANDS OF DOLLARS)							
		FROM FM 13 Q16 CALSTARS REPORT			FROM FM 13 Q24 CALSTARS REPORT	FROM FM 13 Q16 CALSTARS REPORT	
1111 - BOARDS & BUREAUS	Fund Number and Name	Personal Services	Operating Expenses	Subtotal (Month 13)	Less (-) Reimbursements	Less (-) Internal Distributed Costs	Total Net Expenditures
AUTOMOTIVE REPAIR, BUREAU OF	0421 VEHICLE INSPECTION & REPAIR FUND	54,865	53,788	108,653	-575	-71	108,007
	0582 HIGH POLLUTER REPAIR OR REMOVAL ACCOUNT	5,257	31,520	36,777	0	0	36,777
	3122 ENHANCED FLEET MODERNIZATION SUBACCOUNT	496	35,218	35,714	0	0	35,714
	TOTAL BAR	60,618	120,526	181,144	0	-71	180,498
CEMETERY & FUNERAL BUREAU	0717 CEMETERY FUND	2,314	1,119	3,433	-33		3,400
	0750 STATE FUNERAL DIRECTORS & EMBALMERS FUND	0	0	0	0	0	0
	TOTAL CFB	2,314	1,119	3,433	-33	0	3,400
ELECTRONIC & APPLIANCE REPAIR, HOME FURNISHINGS & THERMAL INSULATION, BUREAU OF	0752 BUREAU OF HOME FURNISHINGS & THERMAL INSULATION FUND	2,587	1,857	4,444	-7	0	4,437
	0325 ELECTRONIC & APPLIANCE REPAIR FUND	1,329	844	2,173	0	0	2,173
	3315 HOUSEHOLD MOVERS FUND	0	0	0	0	0	0
	TOTAL BEAR/HFTI	3,916	2,701	6,617	-7	0	6,610
PRIVATE POSTSECONDARY EDUCATION, BUREAU FOR	0305 PRIVATE POSTSECONDARY EDUCATION ADMINISTRATION FUND	8,864	5,296	14,160	0	0	14,160
	0960 STUDENT TUITION RECOVERY FUND	0	1,240	1,240	0	0	1,240
	TOTAL BPPE	8,864	6,536	15,400	0	0	15,400
SECURITY & INVESTIGATIVE SERVICES, BUREAU OF	0239 PRIVATE SECURITY SERVICES FUND	4,820	8,682	13,502	-574	0	12,928
	0769 PRIVATE INVESTIGATOR FUND	400	428	828	-11	0	817
	TOTAL BSIS	5,220	9,110	14,330	-585	0	13,745
ATHLETIC COMMISSION, CALIFORNIA STATE	0326 STATE ATHLETIC FUND	1,045	748	1,793	0	0	1,793
	9250 BOXERS' PENSION	63	222	285	0	0	285
	0492 STATE ATHLETIC COMM NEURO EXAM ACCOUNT	0	38	38	0	0	38
	TOTAL CSAC	1,108	1,008	2,116	0	0	2,116
CONTRACTORS STATE LICENSE BOARD	0735 CONTRACTORS LICENSE FUND	36,219	28,470	64,689	-715	0	63,974
	0093 CONSTRUCTION MANAGEMENT EDUCATION ACCOUNT (CMEA)	0	35	35	0	0	35
	TOTAL CSLB	36,219	28,505	64,724	-715	0	64,009

Expenditure Categories

FISCAL YEAR 2016/17 NET EXPENDITURES (IN THOUSANDS OF DOLLARS)							
1111 - BOARDS & BUREAUS	Fund Number and Name	FROM FM 13 Q16 CALSTARS REPORT			FROM FM 13 Q24 CALSTARS REPORT		Total Net Expenditures
		Personal Services	Operating Expenses	Subtotal (Month 13)	Less (-) Reimbursements	Less (-) Internal Distributed Costs	
COURT REPORTERS BOARD OF CALIFORNIA	0771 COURT REPORTERS FUND	589	396	985	-5	0	980
	0410 TRANSCRIPT REIMBURSEMENT FUND	0	105	105	0	0	105
	TOTAL CRB	589	501	1,090	-5	0	1,085
DENTAL BOARD OF CALIFORNIA	3142 STATE DENTAL ASSISTANT FUND	790	1,207	1,997	-1	0	1,996
	0741 STATE DENTISTRY FUND	6,579	5,713	12,292	-652	0	11,640
	3039 DENTALLY UNDERSERVED ACCOUNT	0	35	35	0	0	35
PROFESSIONAL ENGINEERS, LAND SURVEYORS & GEOLOGISTS, BOARD FOR	TOTAL DBC	7,369	6,955	14,324	-653	0	13,671
	0770 PROFESSIONAL ENGINEERS & LAND SURVEYORS FUND	4,621	5,595	10,216	-99	0	10,117
	0205 GEOLOGY & GEOPHYSICS FUND	0	0	0	0	0	0
MEDICAL BOARD OF CALIFORNIA	TOTAL BPELSG	4,621	5,595	10,216	-99	0	10,117
	0758 CONTINGENT FUND OF THE MEDICAL BOARD OF CALIFORNIA	16,049	48,575	64,624	-2,589	0	62,035
	0210 OUTPATIENT SETTING FUND OF THE MED BOARD OF CA	0	0	0	0	0	0
OPTOMETRY, CALIFORNIA STATE BOARD OF	0755 LICENSED MIDWIFERY FUND	0	12	12	0	0	12
	TOTAL MBC	16,049	48,587	64,636	-2,589	0	62,047
	0763 STATE OPTOMETRY FUND	843	1,188	2,031	-29	0	2,002
STRUCTURAL PEST CONTROL BOARD	0175 DISPENSING OPTICIANS FUND	74	182	256	-15	0	241
	TOTAL OPTOMETRY BOARD OF CALIFORNIA	917	1,370	2,287	-44	0	2,243
	0399 SPC EDUCATION & ENFORCEMENT FUND	97	1	98	0	0	98
VOCATIONAL NURSING & PSYCHIATRIC TECHNICIANS, BOARD OF	0775 STRUCTURAL PEST CONTROL FUND	2,414	2,566	4,980	-85	0	4,895
	TOTAL SPCB	2,511	2,567	5,078	-85	0	4,993
	0779 VOCATIONAL NURSING & PSYCHIATRIC TECHNICIANS FUND	6,078	9,170	15,248	-301	0	14,947
ARBITRATION CERTIFICATION PROGRAM, PROFESSIONAL FIDUCIARIES BUREAU	0780 PSYCHIATRIC TECHNICIANS ACCOUNT	0	0	0	0	0	0
	TOTAL BVNPT	6,078	9,170	15,248	-301	0	14,947
	0166 CERTIFICATION ACCOUNT	866	309	1,175	0	0	1,175
BUREAU OF REAL ESTATE APPRAISERS	3108 PROFESSIONAL FIDUCIARY FUND	339	192	531	0	0	531
	0400 REAL ESTATE APPRAISERS FUND	3,579	1,491	5,070	-4	0	5,066

Expenditure Categories

FISCAL YEAR 2016/17 NET EXPENDITURES (IN THOUSANDS OF DOLLARS)									
		FROM FM 13 Q16 CALSTARS REPORT			FROM FM 13 Q24 CALSTARS REPORT		FROM FM 13 Q16 CALSTARS REPORT		
1111 - BOARDS & BUREAUS	Fund Number and Name	Personal Services	Operating Expenses	Subtotal (Month 13)	Less (-) Reimbursements	Less (-) Internal Distributed Costs	Total Net Expenditures		
TELEPHONE MEDICAL ADVICE SERVICES BUREAU	0459 TELEPHONE MEDICAL ADVICE SERVICES FUND	0	0	0	0	0	0		0
ACCOUNTANCY, CALIFORNIA BOARD OF	0704 ACCOUNTANCY FUND	8,977	4,736	13,713	-364	0	13,349		
ACUPUNCTURE BOARD	0108 ACUPUNCTURE FUND	1,000	1,857	2,857	-89	0	2,768		
CALIFORNIA ARCHITECTS BOARD	0706 CALIFORNIA ARCHITECTS BOARD FUND	1,915	1,539	3,454	-43	0	3,411		
BARBERING & COSMETOLOGY, BOARD OF	0069 BARBERING & COSMETOLOGY FUND	7,106	14,411	21,517	-113	0	21,404		
BEHAVIORAL SCIENCE, BOARD OF	0773 BEHAVIORAL SCIENCE EXAMINERS FUND	5,043	6,671	11,714	-253	0	11,461		
BOARD OF CHIROPRACTIC EXAMINERS	0152 CHIROPRACTIC EXAMINERS FUND	1,857	1,618	3,475	-78	0	3,397		
DENTAL HYGIENE COMMITTEE	3140 STATE DENTAL HYGIENE FUND	700	737	1,437	-26	0	1,411		
GUIDE DOGS FOR THE BLIND, STATE BOARD OF	0024 STATE BOARD OF GUIDE DOGS FOR THE BLIND FUND	56	40	96	0	0	96		
LANDSCAPE ARCHITECTS TECHNICAL COMMITTEE	0757 LANDSCAPE ARCHITECTS FUND	438	332	770	0	0	770		
NATUROPATHIC MEDICINE COMMITTEE	3069 NATUROPATHIC DOCTOR'S FUND	232	177	409	-6	0	403		
OCCUPATIONAL THERAPY, CALIFORNIA BOARD OF	3017 OCCUPATIONAL THERAPY FUND	1,176	1,097	2,273	-47	0	2,226		
OSTEOPATHIC MEDICAL BOARD OF CALIFORNIA	0264 OSTEOPATHIC MEDICAL BOARD OF CALIFORNIA CONTINGENT FUND	1,133	1,092	2,225	-109	0	2,116		
PHARMACY, CALIFORNIA STATE BOARD OF	0767 PHARMACY BOARD CONTINGENT FUND	14,979	8,690	23,669	-1,298	0	22,371		
PHYSICAL THERAPY BOARD	0759 PHYSICAL THERAPY FUND	2,269	2,737	5,006	-178	0	4,828		
PHYSICIAN ASSISTANT BOARD	0280 PHYSICIAN ASSISTANT FUND	438	1,198	1,636	-125	0	1,511		
PODIATRIC MEDICINE, CALIFORNIA BOARD OF	0295 BOARD OF PODIATRIC MEDICINE FUND	504	663	1,167	-79	0	1,088		
PSYCHOLOGY, BOARD OF	0310 PSYCHOLOGY FUND	2,323	2,783	5,106	-187	0	4,919		
REGISTERED NURSING, BOARD OF	0761 BOARD OF REGISTERED NURSING FUND	14,841	28,966	43,807	-2,543	0	41,264		
RESPIRATORY CARE BOARD	0319 RESPIRATORY CARE FUND	1,744	1,465	3,209	-183	0	3,026		
SPEECH-LANGUAGE PATHOLOGY & AUDIOLOGY & HEARING AID DISPENSERS BOARD	0376 SPEECH-LANGUAGE PATHOLOGY & AUDIOLOGY & HEARING AID DISPENSERS FUND	907	1,006	1,913	-83	0	1,830		
VETERINARY MEDICAL BOARD	0777 VETERINARY MEDICAL BOARD CONTINGENT FUND	1,822	3,128	4,950	-220	0	4,730		
CURES	3252 CURES FUND	0	975	975	0	0	975		
BUREAU OF CANNABIS CONTROL	3288 CANNABIS CONTROL FUND	4,714	13,310	18,024	0	0	18,024		
DCA - TOTAL		235,351	345,470	580,821	-11,719	-71	569,031		

Fund Conditions

FISCAL YEAR 2016/17 FUND CONDITIONS (IN THOUSANDS OF DOLLARS)							
From General Ledger Fund Conditions							
1111 - BOARDS & BUREAUS	Fund Number and Name	Total Reserves July 1 [a]	Total Revenues	Transfers	Total Expenditures [b]	Reserve June 30	Estimated Months of Reserve
AUTOMOTIVE REPAIR, BUREAU OF	0421 VEHICLE INSPECTION AND REPAIR FUND	119,039	127,687	0	132,191	114,535	9.9
	0582 HIGH POLLUTER REPAIR OR REMOVAL ACCOUNT	47,880	47,751	0	37,185	58,446	17.0
	3122 ENHANCED FLEET MODERNIZATION SUBACCOUNT	29,435	32,736	0	38,651	23,520	6.9
CEMETERY AND FUNERAL BUREAU	0717 CEMETERY & FUNERAL FUND	3,573	3,959	0	3,634	3,898	9.7
	0750 STATE FUNERAL DIRECTORS AND EMBALMERS FUND	1,513	0	0	0	1,513	N/A
ELECTRONIC AND APPLIANCE REPAIR, HOME FURNISHINGS AND THERMAL INSULATION, HOUSEHOLD MOVERS, BUREAU OF	0325 ELECTRONIC AND APPLIANCE REPAIR FUND	2,848	3,222	0	2,338	3,732	15.7
	0752 HOME FURNISHINGS AND THERMAL INSULATION FUND	3,054	5,041	0	4,711	3,384	7.9
	3315 HOUSEHOLD MOVERS FUND	0	0	0	0	0	0.0
PRIVATE POSTSECONDARY EDUCATION, BUREAU FOR	0305 PRIVATE POSTSECONDARY EDUCATION ADMINISTRATION FUND	8,578	14,881	0	15,295	8,164	5.8
	0960 STUDENT TUITION RECOVERY FUND	27,274	261	0	1,240	26,295	157.8
SECURITY AND INVESTIGATIVE SERVICES, BUREAU OF	0239 PRIVATE SECURITY SERVICES FUND	12,178	11,393	0	13,831	9,740	7.4
	0769 PRIVATE INVESTIGATOR FUND	840	665	0	873	632	6.6
ATHLETIC COMMISSION, CALIFORNIA STATE	0326 STATE ATHLETIC FUND	927	1,992	0	1,895	1,024	6.7
	0492 STATE ATHLETIC COMM NEURO EXAM ACCOUNT	579	14	0	38	555	105.0
	9250 BOXERS' PENSION FUND	53	305	0	285	73	11.8
CONTRACTORS STATE LICENSE BOARD	0735 CONTRACTORS LICENSE FUND	16,182	65,627	0	67,934	13,875	2.5
	0093 CONSTRUCTION MANAGEMENT EDUCATION ACCOUNT (CMEA)	249	114	0	42	321	92.0
COURT REPORTERS BOARD OF CALIFORNIA	0771 COURT REPORTERS FUND	604	887	0	1,058	433	4.4
	0410 TRANSCRIPT REIMBURSEMENT FUND	147	0	0	105	42	N/A
DENTAL ASSISTANT PROGRAM	3142 STATE DENTAL ASSISTANT FUND	2,120	1,926	0	2,184	1,862	8.2
DENTAL BOARD OF CALIFORNIA	0741 STATE DENTISTRY FUND	6,389	13,445	0	12,444	7,390	6.0
	3039 DENTALLY UNDERSERVED ACCOUNT	1,557	14	0	35	1,536	N/A
PROFESSIONAL ENGINEERS, LAND SURVEYORS, & GEOLOGISTS, BOARD FOR	0770 PROFESSIONAL ENGINEERS AND LAND SURVEYORS FUND	10,042	8,817	0	10,117	8,742	
	0205 GEOLOGY AND GEOPHYSICS FUND	0	0	0	0	0	

[a] Expenditures in fund conditions include SCO and/or other charges that are direct transfers against each fund.

[b] Cannabis Control Fund is a shared fund. Expenditures in fund condition include direct appropriations from other Agencies against the fund.

Fund Conditions

FISCAL YEAR 2016/17 FUND CONDITIONS (IN THOUSANDS OF DOLLARS)							
				From General Ledger Fund Conditions			
1111 - BOARDS & BUREAUS	Fund Number and Name	Total Reserves July 1 [a]	Total Revenues	Transfers	Total Expenditures [b]	Reserve June 30	Estimated Months of Reserve
MEDICAL BOARD OF CALIFORNIA	0210 OUTPATIENT SETTING FUND OF THE MEDICAL BOARD OF CA	448	4	0	2	450	2700.0
	0755 LICENSED MIDWIFERY FUND	362	50	0	14	398	39.2
	0758 CONTINGENT FUND OF THE MEDICAL BOARD OF CA	28,728	58,950	9,000	65,837	30,841	5.5
OPTOMETRY, CALIFORNIA STATE BOARD OF	0763 STATE OPTOMETRY FUND	3,277	1,884	0	2,108	3,053	17.9
	0175 DISPENSING OPTICIANS FUND	261	621	0	248	634	17.2
STRUCTURAL PEST CONTROL BOARD	0168 SPCB RESEARCH FUND	885	156	0	3	1,038	4,152.0
	0399 SPCB EDUCATION & ENFORCEMENT FUND	918	443	0	123	1,238	36.9
	0775 SPC FUND	2,154	4,570	0	5,220	1,504	3.7
VOCATIONAL NURSING AND PSYCHIATRIC TECHNICIANS, BOARD OF	0779 VOCATIONAL NURSING AND PSYCHIATRIC TECHNICIANS FUND	11,926	12,218	0	15,666	8,478	6.0
	0780 PSYCHIATRIC TECHNICIANS ACCOUNT	1,064	0	0	0	1,064	N/A
ARBITRATION CERTIFICATION PROGRAM	0166 CERTIFICATION ACCOUNT	1,160	1,296	0	1,242	1,214	10.8
PROFESSIONAL FIDUCIARIES BUREAU	3108 PROFESSIONAL FIDUCIARY FUND	220	568	0	566	222	4.5
BUREAU OF REAL ESTATE APPRAISERS	0400 REAL ESTATE APPRAISERS FUND	9,742	2,886	0	5,392	7,236	13.5
TELEPHONE MEDICAL ADVICE SERVICES BUREAU	0459 TELEPHONE MEDICAL ADVICE SERVICES FUND	1,046	0	0	0	1,046	N/A
ACCOUNTANCY, CALIFORNIA BOARD OF	0704 ACCOUNTANCY FUND	31,789	10,086	0	14,337	27,538	22.4
ACUPUNCTURE BOARD	0108 ACUPUNCTURE FUND	4,858	2,401	0	3,012	4,247	14.0
ARCHITECTS BOARD, CALIFORNIA	0706 CALIFORNIA ARCHITECTS BOARD FUND	4,970	4,408	0	3,627	5,751	17.0
BARBERING AND COSMETOLOGY, BOARD OF	0069 BARBERING & COSMETOLOGY FUND	20,565	22,021	0	23,029	19,557	10.0
BEHAVIORAL SCIENCE, BOARD OF	0773 BEHAVIORAL SCIENCE EXAMINERS FUND	5,647	9,145	3,000	12,168	5,624	5.4
BOARD OF CHIROPRACTIC EXAMINERS	0152 CHIROPRACTIC EXAMINERS FUND	2,022	3,536	0	3,643	1,915	5.1
DENTAL HYGIENE COMMITTEE	3140 STATE DENTAL HYGIENE COMMITTEE	2,014	1,851	0	1,538	2,327	12.9
GUIDE DOGS FOR THE BLIND, STATE BOARD OF	0024 STATE BOARD OF GUIDE DOGS FOR THE BLIND FUND	93	4	0	96	1	0.0
LANDSCAPE ARCHITECTS TECHNICAL COMMITTEE	0757 LANDSCAPE ARCHITECTS FUND	2,102	542	0	823	1,821	20.0
NATUROPATHIC MEDICINE COMMITTEE	3069 NATUROPATHIC DOCTOR'S FUND	531	367	0	435	463	12.4

[a] Expenditures in fund conditions include SCO and/or other charges that are direct transfers against each fund.

[b] Cannabis Control Fund is a shared fund. Expenditures in fund condition include direct appropriations from other Agencies against the fund.

Fund Conditions

FISCAL YEAR 2016/17 FUND CONDITIONS (IN THOUSANDS OF DOLLARS)		From General Ledger Fund Conditions					
1111 - BOARDS & BUREAUS	Fund Number and Name	Total Reserves July 1 [a]	Total Revenues	Transfers	Total Expenditures [b]	Reserve June 30	Estimated Months of Reserve
OCCUPATIONAL THERAPY, CALIFORNIA BOARD OF	3017 OCCUPATIONAL THERAPY FUND	2,588	2,013	0	2,311	2,290	11.0
OSTEOPATHIC MEDICAL BOARD OF CALIFORNIA	0284 OSTEOPATHIC MEDICAL BOARD OF CALIFORNIA CONTINGENT FUND	3,136	2,099	0	2,239	2,996	14.2
PHARMACY, CALIFORNIA STATE BOARD OF	0767 PHARMACY BOARD CONTINGENT FUND	8,084	25,574	0	23,744	9,914	4.4
PHYSICAL THERAPY BOARD	0759 PHYSICAL THERAPY FUND	2,078	5,873	0	5,131	2,820	6.2
PHYSICIAN ASSISTANT BOARD	0280 PHYSICIAN ASSISTANT FUND	1,870	1,982	0	1,604	2,248	14.5
PODIATRIC MEDICINE, CALIFORNIA BOARD OF	0295 BOARD OF PODIATRIC MEDICINE FUND	975	982	0	1,182	775	7.7
PSYCHOLOGY, BOARD OF	0310 PSYCHOLOGY FUND	4,297	4,328	0	5,226	3,399	7.5
REGISTERED NURSING, BOARD OF	0761 BOARD OF REGISTERED NURSING FUND	9,966	48,804	0	44,306	14,464	2.9
RESPIRATORY CARE BOARD	0319 RESPIRATORY CARE FUND	1,335	2,880	0	3,272	943	3.3
SPEECH-LANGUAGE PATHOLOGY & AUDIOLOGY & HEARING AID DISP BOARD	0376 SPEECH-LANGUAGE PATHOLOGY & AUDIO, & HEARING AID DISP. FUND	1,998	2,189	0	1,965	2,222	11.1
VETERINARY MEDICAL BOARD	0777 VETERINARY MEDICAL BOARD FUND	1,822	4,894	0	5,092	1,624	3.7
CURES	3252 CURES FUND	2,951	1,653	0	975	3,629	19.4
BUREAU OF CANNABIS CONTROL [B]	3288 CANNABIS CONTROL FUND	13,521	1,295	86,000	94,944	5,872	0.5

[a] Expenditures in fund conditions include SCO and/or other charges that are direct transfers against each fund.

[b] Cannabis Control Fund is a shared fund. Expenditures in fund condition include direct appropriations from other Agencies against the fund.

Revenue Sources

FISCAL YEAR 2016/17 REVENUE CATEGORIES (IN THOUSANDS)							
0421 VEHICLE INSPECTION & REPAIR FUND	0	0	1,775	117,107	7,610	233	
0582 HIGH POLLUTER REPAIR OR REMOVAL ACCOUNT	0	0	752	46,528	0	0	
3122 ENHANCED FLEET MODERNIZATION SUBACCOUNT	32,487	0	0	0	0	0	
TOTAL BAR	32,487	0	2,527	163,635	7,610	233	
0717 CEMETERY FUND	0	0	2,248	195	1,418	48	
0750 STATE FUNERAL DIRECTORS & EMBALMERS FUND	0	0	0	0	0	0	
TOTAL CEMETERY FUNERAL BUREAU	0	0	2,248	195	1,418	48	
0325 ELECTRONIC & APPLIANCE REPAIR FUND	0	0	29	606	2,458	95	
0752 HOME FURNISHINGS & THERMAL INSULATION FUND	0	0	114	1,116	3,679	116	
3315 HOUSEHOLD MOVERS FUND	0	0	0	0	0	0	
TOTAL BEAR/HFTI	0	0	143	1,722	6,137	211	
0305 PRIVATE POSTSECONDARY EDUCATION ADMINISTRATION FUND	0	0	239	533	13,516	492	
0960 STUDENT TUITION RECOVERY FUND	0	0	0	0	0	0	
TOTAL BPPE	0	0	239	533	13,516	492	
0239 PRIVATE SECURITY SERVICES FUND	0	0	470	5,258	5,268	269	
0769 PRIVATE INVESTIGATOR FUND	0	0	5	63	554	21	
TOTAL BSIS	0	0	475	5,321	5,822	290	
0326 STATE ATHLETIC FUND	0	0	1,704	208	70	0	
0492 STATE ATHLETIC COMM NEURO EXAM ACCOUNT	0	0	11	0	0	0	
9250 BOXERS' PENSION FUND	0	0	0	0	0	0	
TOTAL CSAC	0	0	1,715	208	70	0	
0735 CONTRACTORS' LICENSE FUND	0	0	136	14,511	45,996	2,675	
0093 CONSTRUCTION MANAGEMENT EDUCATION ACCOUNT (CMEA)	0	0	0	112	0	0	
TOTAL CONTRACTORS STATE LICENSE BOARD	0	0	136	14,623	45,996	2,675	
0771 COURT REPORTERS FUND	0	0	11	28	826	16	
0410 TRANSCRIPT REIMBURSEMENT FUND	0	0	0	0	0	0	
TOTAL COURT REPORTERS BOARD	0	0	11	28	826	16	
3142 STATE DENTAL ASSISTANT FUND	0	0	23	307	1,485	77	
0741 STATE DENTISTRY FUND	0	0	112	1,846	11,258	112	
3039 DENTALLY UNDERSERVED ACCOUNT	0	0	0	0	0	0	
TOTAL DENTAL BOARD OF CALIFORNIA	0	0	135	2,153	12,743	189	
0770 PROFESSIONAL ENGINEERS & LAND SURVEYORS FUND	0	0	124	1,643	6,851	88	
0205 GEOLOGY & GEOPHYSICS FUND	0	0	0	0	0	0	
TOTAL BPPLSG	0	0	124	1,643	6,851	88	
0210 OUTPATIENT SETTING FUND OF THE MED BOARD OF CA	0	0	0	0	0	0	
0755 LICENSED MIDWIFERY FUND	0	0	0	9	38	0	
0758 MEDICAL BOARD OF CALIFORNIA FUND	0	0	466	7,365	50,543	125	
TOTAL MEDICAL BOARD OF CALIFORNIA	0	0	466	7,374	50,581	125	

	Miscellaneous Revenue From Local Agencies (4135000)	Sale of Documents (4140000)	Miscellaneous Services to the Public (4143500)	Interest Earned (4163000)	Interest Income from Interfund Loans (4150500)	Escheats (4171400, 4171500)	Other Revenue, Cost Recoveries (4171100)	Penalty Assessments (4173000)	Miscellaneous/ Other Revenue	STRF Assessment 6805	Total
	0	0	0	941	0	12	0	0	9	0	127,687
	0	0	0	461	0	10	0	0	0	0	47,751
	0	0	0	249	0	0	0	0	0	0	32,736
	0	0	0	1,651	0	22	0	0	9	0	208,174
	0	0	0	48	0	1	0	0	1	0	3,959
	0	0	0	0	0	0	0	0	0	0	0
	0	0	0	48	0	1	0	0	1	0	3,959
	0	0	0	29	0	5	0	0	0	0	3,222
	0	0	0	9	0	6	0	0	1	0	5,041
	0	0	0	0	0	0	0	0	0	0	0
	0	0	0	38	0	11	0	0	1	0	8,263
	0	0	6	76	0	1	15	0	3	0	14,881
	0	0	0	243	0	0	0	0	0	18	261
	0	0	6	319	0	1	15	0	3	18	15,142
	0	0	1	108	0	10	0	0	9	0	11,393
	0	0	0	8	0	4	0	0	10	0	665
	0	0	1	116	0	14	0	0	19	0	12,058
	0	0	0	10	0	0	0	0	0	0	1,992
	0	0	0	3	0	0	0	0	0	0	14
	0	0	0	1	0	0	0	0	304	0	305
	0	0	0	14	0	0	0	0	304	0	2,311
	88	0	0	116	0	24	14	2,067	0	0	65,627
	0	0	0	2	0	0	0	0	0	0	114
	88	0	0	118	0	24	14	2,067	0	0	65,741
	0	0	0	6	0	0	0	0	0	0	887
	0	0	0	0	0	0	0	0	0	0	0
	0	0	0	6	0	0	0	0	0	0	887
	0	0	14	18	0	0	0	0	2	0	1,926
	0	0	44	66	0	6	0	0	1	0	13,445
	0	0	0	14	0	0	0	0	0	0	14
	0	0	58	98	0	6	0	0	3	0	15,385
	0	0	0	97	0	13	0	0	1	0	8,817
	0	0	0	0	0	0	0	0	0	0	0
	0	0	0	97	0	13	0	0	1	0	8,817
	0	0	0	4	0	0	0	0	0	0	4
	0	0	0	3	0	0	0	0	0	0	50
	1	77	0	361	0	10	0	0	2	0	58,950
	1	77	0	368	0	10	0	0	2	0	59,004

Revenue Sources

FISCAL YEAR 2016/17 REVENUE CATEGORIES (IN THOUSANDS)							
Fund Number and Name	Other Motor Vehicle Fees (4115600)	Division of Real Estate License Fees (4127200)	Other Licensing and Regulatory Fees, Fines, & Penalties (4129200)	Initial Licensing Fees (4129400)	Renewal Fees (4127400)	Delinquent Fees (4121200)	
0763 STATE OPTOMETRY FUND	0	0	40	183	1,619	9	
0175 DISPENSING OPTICIANS FUND	0	0	5	191	407	15	
TOTAL OPTOMETRY BOARD OF CALIFORNIA	0	0	45	374	2,026	24	
0168 SPCB RESEARCH FUND	0	0	148	0	0	0	
0399 SPCB EDUCATION & ENFORCEMENT FUND	0	0	440	0	0	0	
0775 SPC FUND	0	0	3,585	737	219	6	
TOTAL SPCB	0	0	4,173	737	219	6	
0779 VOCATIONAL NURSE EXAMINERS FUND	0	0	244	3,263	8,409	167	
0780 PSYCHIATRIC TECHNICIANS ACCOUNT	0	0	0	0	0	0	
TOTAL BVNPT	0	0	0	0	0	0	
0166 CERTIFICATION ACCOUNT	0	0	1,289	0	0	0	
3108 PROFESSIONAL FIDUCIARY FUND	0	0	6	102	454	3	
0400 REAL ESTATE APPRAISERS FUND	0	2,340	0	304	0	0	
0459 TELEPHONE MEDICAL ADVICE SERVICES FUND	0	0	0	0	0	0	
0704 ACCOUNTANCY FUND	0	0	65	4,089	5,376	236	
0108 ACUPUNCTURE FUND	0	0	53	397	1,891	14	
0706 CALIFORNIA ARCHITECTS BOARD FUND	0	0	3	475	3,803	68	
0069 BARBERING & COSMETOLOGY FUND	0	0	4,953	4,028	11,674	1,131	
0773 BEHAVIORAL SCIENCE EXAMINERS FUND	0	0	191	3,580	5,217	92	
0152 CHIROPRACTIC EXAMINERS FUND	0	0	37	151	3,299	30	
3140 STATE DENTAL HYGIENE COMMITTEE	0	0	13	192	1,572	27	
0024 STATE BOARD OF GUIDE DOGS FOR THE BLIND FUND	0	0	0	0	4	0	
0757 LANDSCAPE ARCHITECTS FUND	0	0	2	117	395	10	
3069 NATUROPATHIC DOCTOR'S FUND	0	0	1	102	257	2	
3017 OCCUPATIONAL THERAPY FUND	0	0	49	391	1,488	26	
0264 OSTEOPATHIC MED BD OF CA FUND	0	0	30	398	1,626	14	
0767 PHARMACY BOARD CONTINGENT FUND	0	0	2,127	3,922	19,296	180	
0759 PHYSICAL THERAPY FUND	0	0	116	1,090	4,609	28	
0280 PHYSICIAN ASSISTANT FUND	0	0	16	286	1,656	4	
0295 BOARD OF PODIATRIC MEDICINE FUND	0	0	8	96	866	4	
0310 PSYCHOLOGY FUND	0	0	239	625	3,393	26	
0761 BOARD OF REGISTERED NURSING FUND	0	0	2,279	9,003	36,623	686	
0319 RESPIRATORY CARE FUND	0	0	70	365	2,359	72	
0376 SPEECH-LANGUAGE PATHOLOGY & AUDIOLOGY FUND	0	0	65	482	1,594	22	
0777 VETERINARY MEDICAL BOARD FUND	0	0	93	1,206	3,559	16	
3252 CURES FUND	0	0	1,632	0	0	0	
3288 CANNABIS CONTROL FUND	0	0	8	0	0	0	
DCA TOTAL	32,487	2,340	26,026	233,210	273,235	7,255	

	Miscellaneous Revenue From Local Agencies (4135000)	Sale of Documents (4140000)	Miscellaneous Services to the Public (4143500)	Interest Earned (4163000)	Interest Income from Interfund Loans (4150500)	Escheats (4171400, 4171500)	Other Revenue, Cost Recoveries (4171100)	Penalty Assessments (4173000)	Miscellaneous/ Other Revenue	STRF Assessment 6805	Total
	0	1	0	31	0	1	0	0	0	0	1,884
	0	0	0	3	0	0	0	0	0	0	621
	0	1	0	34	0	1	0	0	0	0	2,505
	0	0	0	8	0	0	0	0	0	0	156
	0	0	0	3	0	0	0	0	0	0	443
	0	3	1	18	0	0	0	0	1	0	4,570
	0	3	1	29	0	0	0	0	1	0	5,169
	0	0	1	121	0	7	0	0	6	0	12,218
	0	0	0	0	0	0	0	0	0	0	0
	0	0	0	3	0	7	0	0	6	0	12,218
	0	0	0	7	0	0	0	0	0	0	1,296
	0	0	0	3	0	0	0	0	0	0	568
	0	1		80	0	0	0	123	38	0	2,886
	0	0	0	0	0	0	0	0	0	0	0
	0	0	0	285	0	7	0	0	28	0	10,086
	0	0	0	44	0	2	0	0	0	0	2,401
	0	0	0	57	0	1	0	0	1	0	4,408
	0	8	0	201	0	12	2	0	12	0	22,021
	0	0	1	54	0	5	5	0	0	0	9,145
	0	0	0	18	0	0	0	0	1	0	3,536
	0	0	0	20	0	0	0	0	27	0	1,851
	0	0	0	0	0	0	0	0	0	0	4
	0	0	0	18	0	0	0	0	0	0	542
	0	0	0	5	0	0	0	0	0	0	367
	0	0	33	26	0	0	0	0	0	0	2,013
	0	1	0	29	0	1	0	0	0	0	2,099
	0	0	2	97	0	-59	0	0	9	0	25,574
	0	0	0	27	0	2	0	0	1	0	5,873
	0	0	0	20	0	0	0	0	0	0	1,982
	0	0	0	8	0	0	0	0	0	0	982
	0	3	0	40	0	1	0	0	0	1	4,328
	0	0	37	164	0	4	0	0	8	0	48,804
	0	0	0	14	0	0	0	0	0	0	2,880
	0	0	0	21	0	1	0	0	4	0	2,189
	0	0	0	20	0	0	0	0	0	0	4,894
	0	0	0	21	0	0	0	0	0	0	1,653
	0	0	0	220	0	0	0	0	1,067	0	1,295
	89	94	140	4,556	0	87	36	2,190	1,546	19	583,310

