



FISCAL YEAR 2021–22

# ANNUAL REPORT

DEPARTMENT OF CONSUMER AFFAIRS

FOLLOW US ON:



## ABOUT THIS REPORT

The Department of Consumer Affairs (DCA) is one of 12 entities operating under the direction of the Business, Consumer Services and Housing Agency, which is overseen by the Governor's Office. The *Fiscal Year 2021–22 Annual Report* is compliant with multiple statutory reporting requirements.



**GAVIN NEWSOM**

Governor

**LOURDES M. CASTRO RAMÍREZ**

Secretary of the Business, Consumer Services and Housing Agency

**KIMBERLY KIRCHMEYER**


Director of the Department of Consumer Affairs

# TABLE OF CONTENTS

<b>4</b>	<b>5</b>	<b>6</b>	<b>7</b>	<b>10</b>	<b>11</b>	<b>13</b>
MESSAGE FROM THE SECRETARY	MESSAGE FROM THE DIRECTOR	MISSION, VISION, VALUES	SUPPORT SERVICES	DCA BY THE NUMBERS	LEGISLATIVE SUMMARIES	OVERVIEW OF REPORTED INFORMATION
<b>18</b>	<b>193</b>	<b>227</b>	<b>234</b>	<b>245</b>	<b>249</b>	<b>252</b>
LICENSING AND REGULATORY ENTITIES	ASSEMBLY BILL 2138	MILITARY LICENSURE	SECTION 139	EXPENDITURE CATEGORIES	FUND CONDITIONS	REVENUE SOURCES

## LICENSING AND REGULATORY ENTITIES

<b>18</b> ACCOUNTANCY, CALIFORNIA BOARD OF	<b>79</b> DENTAL HYGIENE BOARD OF CALIFORNIA	<b>140</b> PROFESSIONAL ENGINEERS, LAND SURVEYORS, AND GEOLOGISTS, BOARD FOR
<b>22</b> ACUPUNCTURE BOARD	<b>83</b> HOUSEHOLD GOODS AND SERVICES, BUREAU OF	<b>146</b> PROFESSIONAL FIDUCIARIES BUREAU
<b>26</b> ARBITRATION CERTIFICATION PROGRAM	<b>88</b> MEDICAL BOARD OF CALIFORNIA	<b>150</b> PSYCHOLOGY, BOARD OF
<b>28</b> ARCHITECTS BOARD, CALIFORNIA	<b>98</b> NATUROPATHIC MEDICINE COMMITTEE	<b>154</b> REAL ESTATE APPRAISERS, BUREAU OF
<b>32</b> LANDSCAPE ARCHITECTS TECHNICAL COMMITTEE	<b>102</b> OCCUPATIONAL THERAPY, CALIFORNIA BOARD OF	<b>159</b> REGISTERED NURSING, BOARD OF
<b>36</b> ATHLETIC COMMISSION, CALIFORNIA STATE	<b>106</b> OPTOMETRY, CALIFORNIA STATE BOARD OF	<b>164</b> RESPIRATORY CARE BOARD OF CALIFORNIA
<b>40</b> AUTOMOTIVE REPAIR, BUREAU OF	<b>111</b> OSTEOPATHIC MEDICAL BOARD OF CALIFORNIA	<b>168</b> SECURITY AND INVESTIGATIVE SERVICES, BUREAU OF
<b>45</b> BARBERING AND COSMETOLOGY, BOARD OF	<b>115</b> PHARMACY, CALIFORNIA STATE BOARD OF	<b>174</b> SPEECH-LANGUAGE PATHOLOGY AND AUDIOLOGY AND HEARING AID DISPENSERS BOARD
<b>50</b> BEHAVIORAL SCIENCES, BOARD OF	<b>122</b> PHYSICAL THERAPY BOARD OF CALIFORNIA	<b>179</b> STRUCTURAL PEST CONTROL BOARD
<b>55</b> CEMETERY AND FUNERAL BUREAU	<b>126</b> PHYSICIAN ASSISTANT BOARD	<b>183</b> VETERINARY MEDICAL BOARD
<b>60</b> CHIROPRACTIC EXAMINERS, BOARD OF	<b>130</b> PODIATRIC MEDICAL BOARD OF CALIFORNIA	<b>187</b> VOCATIONAL NURSING AND PSYCHIATRIC TECHNICIANS, BOARD OF
<b>64</b> CONTRACTORS STATE LICENSE BOARD	<b>134</b> PRIVATE POSTSECONDARY EDUCATION, BUREAU FOR	
<b>70</b> COURT REPORTERS BOARD OF CALIFORNIA	<b>138</b> STUDENT ASSISTANCE AND RELIEF, OFFICE OF	
<b>74</b> DENTAL BOARD OF CALIFORNIA		



## MESSAGE FROM THE SECRETARY

I congratulate the Department of Consumer Affairs (DCA) and its thousands of dedicated staff statewide on the achievements detailed in this *Fiscal Year 2021–22 Annual Report*.

DCA is a cornerstone of the California Business, Consumer Services and Housing Agency (BCSH) and its mission to achieve a thriving and equitable California where everyone has access to safe and affordable housing, consumers are protected, and civil rights are safeguarded.

The Department and its boards and bureaus have kept Californians safe, healthy, and protected during some of our state's most challenging times. Through unprecedented actions, DCA made sure the professionals who assist Californians in nearly all aspects of their lives could continue to do so while upholding our state's longstanding consumer-protection commitment.

Through reinvention and innovation initiated during the pandemic, DCA vigilantly served California's 40 million consumers through oversight, enforcement, and licensure of hundreds of professions and occupations: from nurses and doctors, to security guards and contractors.


In our Agency—as in our state itself—our strength is our people. As a diverse and talented statewide team of more than 6,000 individuals, BCSH employees work to improve the lives of families,

neighbors, and communities. Together, we are creating a true California for all.

Following the lead of Governor Gavin Newsom, DCA and BCSH are committed to diversity, equity, and inclusion. Governor Newsom's recent executive order to take action on advancing equity and tackling disparities has been embraced at both DCA and BCSH. We will continue our efforts to develop equity action plans and steps to embed equity in strategic plans, policies, and programs.

I am grateful to be a part of this *Fiscal Year 2021–22 Annual Report* detailing DCA's impact on California consumers and licensees each and every day. These accomplishments are the direct result of the tireless dedication of every team member at every level. You have my sincerest thanks.

LOURDES CASTRO RAMÍREZ, M.A., SECRETARY  
BUSINESS, CONSUMER SERVICES AND HOUSING AGENCY



## MESSAGE FROM THE DIRECTOR

**F**or nearly 150 years, California—the Golden State—has served as the nation’s gold standard for consumer protection. I am pleased to present the Department of Consumer Affairs *Fiscal Year 2021–22 Annual Report* and highlight successes achieved while carrying out the consumer-protection mission.

This year, in addition to the data in this report, our accomplishments include:

- **Streamlining Services**—DCA inaugurated the Enlighten Licensing Project to provide the most effective and efficient licensing services possible. With the first project completed in partnership with the Board of Registered Nursing, in-house experts identified best practices to streamline the Board’s licensing activities, while also providing benefits to other boards and bureaus, applicants, and licensees. U.S. military members and their families plus refugees and asylees have benefitted from expedited licensure processes. Pandemic-enacted waivers were key to supporting boards, bureaus, and professionals while maintaining consumer protection as California emerged from the pandemic.
- **Strengthening Engagement**—By pairing our commitment to engagement and transparency with cutting-edge technology, Californians can participate in the consumer-protection process wherever they are through livestreamed meetings, enhanced social media and e-communications, online trainings and events, educational videos, expanded multilingual resources, and much more.

- **Upholding Diversity, Equity, and Inclusion**—DCA is pledged to protect Californians and, as a member of the Business, Consumer Services and Housing Agency family, DCA embraces the Agency’s mission to support all people and strengthen all communities. DCA is taking actionable steps to embed diversity, equity, and inclusion into the Department’s framework and strategy. DCA is steadfast in its commitment to diversity, equity, and inclusion through its strategic goals and daily work to ensure all Californians can live in healthy, protected, and thriving communities.
- **Creating the Future**—Drawing on the knowledge and vision of employees across all levels, DCA authored and adopted its 2022–27 Strategic Plan. The Department and its boards and bureaus will build upon California’s legacy of leadership and service by focusing on goals in six significant areas: policy and advocacy, communications, organizational effectiveness and services, technology, enforcement, and licensing.

Throughout my long consumer-protection career, I have always been inspired by the passion, innovation, and dedication of those around me. I have never been prouder of our Department, our boards and bureaus, our employees, our Agency, and our state than I am in this moment.

KIMBERLY KIRCHMEYER, DIRECTOR  
DEPARTMENT OF CONSUMER AFFAIRS





## OUR MISSION

Provide outstanding support services, oversight, and innovative solutions to boards and bureaus that regulate California professionals and vocations so that through this partnership all Californians are informed, empowered, and protected.

## OUR VISION

Together, protecting California consumers.

## OUR VALUES

Accountability	Diversity	Leadership
Communication	Equity	Teamwork
Consumer Protection	Inclusion	Transparency
	Innovation	Trust
	Integrity	

# SUPPORT SERVICES



The boards, bureaus, and other entities that comprise DCA are supported by a dedicated and highly skilled staff of legal, technical, and administrative professionals. This team provides a wide range of support services, including human resources, information technology, investigations, communications, professional examinations, training, strategic planning, fiscal operations, and more through various offices and divisions. Here is an overview:

**THE OFFICE OF ADMINISTRATIVE SERVICES** provides business, personnel, budget, and accounting services. It consists of Business Services, Human Resources, and Fiscal Operations. Business Services ensures that DCA entities promote sound business decisions and practices in contracting and purchasing goods and services. It also manages DCA's facilities, vehicle fleet, emergency response, mailroom, and records services. Human Resources provides personnel support for DCA employees. Fiscal Operations provides budget, accounting, and central cashiering services.

**THE COMMUNICATIONS DIVISION** consists of the Office of Public Affairs (OPA); the Office of Publications, Design and Editing (PDE); and Digital Print Services (DPS). OPA creates and executes communications plans, develops strategic messaging, assists with content creation, provides information to consumers and licensees, responds to media inquiries, and distributes information to the media. OPA's videographers livestream public meetings and create visual content including public service announcements and informational videos. PDE designs, edits, and produces consumer and licensee publications, reports, external and internal newsletters, graphics, and many other visual assets. PDE produces and

publishes the "Did You Know?" monthly online newsletter for employees and DCA's quarterly consumer magazine, Consumer Connection. DPS provides full in-house print shop services, including black-and-white and color digital printing, copying, bindery, and other services to all of DCA. In addition to printing materials created by PDE, DPS produces projects directly from DCA licensing entities and support-system programs, including licensee notices, reports, training books, business cards, posters, postcards, and booklets.

**THE CONSUMER INFORMATION CENTER (CIC)** is DCA's information resource center for consumers and licensees. Through its Call Center and Correspondence Unit, CIC provides consumers, license applicants, and licensees with user-friendly information, or identifies the government agency or community organization that can best address their needs. CIC phone agents answer calls from consumers, applicants, and licensees via DCA's toll-free number. Correspondence Unit staff respond to emails and letters sent to DCA and coordinates with boards, bureaus, committees, and programs on escalated complaints received from the Business, Consumer Services and Housing Agency and the Governor's Office.

---

**THE INTERNAL AUDIT OFFICE** examines and evaluates the adequacy and effectiveness of DCA governance, risk management, and internal control processes that are in place to achieve the mission, vision, and values of the Department. This includes performing audits on DCA's internal operations to ensure effective and efficient operations; compliance with state and federal rules, laws, and regulations; and the reliability of DCA's financial reports. Services include acting as the liaison for all audits and reviews conducted by federal and state agencies, coordinating all entrance and exit conferences, keeping impacted DCA management staff apprised of audit issues, coordinating all DCA responses to audit findings, and tracking the status of all recommendations until the reported findings have been resolved.

**THE EQUAL EMPLOYMENT OPPORTUNITY OFFICE (EEO)** serves all DCA employees, applicants, licensees, and consumers by promoting civil rights laws that prohibit discrimination and require public agencies to allow people to work and advance based on merit, ability, and potential without regard to their protected characteristics. EEO is charged with increasing the employment of people with disabilities at DCA and preventing and eliminating discrimination through policy implementation, training, education, and outreach. Its areas of responsibility include coordinating the DCA Bilingual Services Program, Disability Advisory Committee, Employee Mediation Program, Upward Mobility Program, and sexual harassment prevention training. EEO serves as DCA's Americans with Disabilities Act coordinator, investigates allegations of discrimination, facilitates sign language and real-time captioning requests, and conducts the annual Workforce Analysis.

**THE OFFICE OF INFORMATION SERVICES (OIS)** directs and manages information technology (IT) for DCA. It consists of Application Services, Enterprise Technology Services, Infrastructure Services, Client IT Support Services, Enterprise Project Services, and the Office of Information Security. Application Services maintains and develops the core licensing and enforcement platforms in DCA's portfolio, including the Consumer Affairs System, the Applicant Tracking System, BreEZe, and inLumon. Enterprise Technology Services maintains and supports DCA's wide area network infrastructure, serving more than 30 offices statewide, as well as more than 50 internet and intranet sites. Infrastructure Services maintains the network, cloud, operational security, and telecommunication services. Client IT Support Services provides Service Desk and Client Device Services to all programs within DCA for end-user IT engagement.

Enterprise Project Services provides project management assistance, controls agency liaison services, oversees the OIS change management and release process, and is implementing IT governance. The Office of Information Security establishes the IT security and data privacy policies, maintains the business continuity planning process, investigates IT security breaches, and acts as liaison to the California Department of Technology in matters related to the Department's IT security.

**THE ORGANIZATIONAL IMPROVEMENT OFFICE (OIO)** collaborates with DCA entities and divisions to identify opportunities for program improvement through business analysis, maximizing the utilization of existing resources, and improving productivity and quality of services. It provides the following services—business process documentation and mapping, value stream analysis (process redesign), development of system requirements for IT projects, support for special projects, and organizational change management. OIO supports the journey of a unit through the transition phases of change, helping staff adopt a positive mindset toward it with the help of change management strategies.

**THE DIVISION OF INVESTIGATION (DOI)** is the law enforcement and investigative branch of DCA. DOI staff provide objective investigations regarding allegations of misconduct by licensees of DCA entities. DOI helps to protect the health, safety, and welfare of California consumers by conducting investigations and referring cases for administrative and/or criminal charges against subject licensees or unlicensed individuals on behalf of DCA entities. DOI field investigations frequently involve allegations of the illegal use and theft of drugs, sexual misconduct, quality-of-care issues, impairment, and unlicensed activity. DOI is composed of three units. The Health Quality Investigation Unit provides investigative services to the Medical Board of California, the Physician Assistant Board, the Podiatric Medical Board of California, and the Osteopathic Medical Board of California. The Investigation and Enforcement Unit provides investigative services for all the other boards and bureaus within DCA. The Special Operations Unit (SOU) is a specialized law enforcement unit within DOI that provides investigative services, training, and program management services for DOI and DCA. SOU conducts internal affairs investigations on behalf of DCA; background investigations of board, bureau, DOI, and DCA staff; investigations pursuant to DCA's Workplace Violence Prevention Policy; and provides oversight of the Infraction Citation Authority Program and the Criminal Offender Record Information clearance system.



**THE LEGAL AFFAIRS DIVISION** serves as in-house counsel for the director, executive staff, boards, bureaus, and other entities within DCA. The team of attorneys provide legal analysis and opinions on laws, issues, proposed legislation, regulations, government contracts, employer-employee matters, the Open Meeting Act, the Public Records Act, and the Information Practices Act. This division also represents DCA before the State Personnel Board and other administrative tribunals, provides small claims advice, defends clients in depositions, and appears at hundreds of public meetings annually.

**THE DIVISION OF LEGISLATIVE AFFAIRS** serves as DCA's resource on legislative matters, representing DCA's positions before the Legislature. This division monitors and analyzes legislative bills on consumer issues and provides legislative recommendations and technical assistance to DCA, the Business, Consumer Services and Housing Agency, and the Governor's Office. The division also serves as the liaison for the Legislature in handling constituent issues affecting all DCA entities. The division hosts legislative roundtables to provide an open forum to discuss all aspects of legislation, including fiscal, information technology, and implementation impacts among DCA's various boards and bureaus.

**THE OFFICE OF PROFESSIONAL EXAMINATION SERVICES (OPES)** provides psychometric consulting services for occupational licensure examination programs. OPES services include occupational analysis, examination development (item writing and review), standard setting, program evaluation, and statistical analysis of examination performance. OPES follows accepted professional guidelines and technical standards to ensure that licensing examinations are fair, valid, and legally defensible. In addition to servicing 40–50 intra-agency contracts with DCA entities, OPES also oversees the master contract for examination administration at computer-based testing centers throughout the United States.

**SOLID TRAINING AND PLANNING SOLUTIONS (SOLID)** supports the development of all DCA employees through the design, delivery, evaluation, and administration of training and education programs. Its mission is to develop and manage a centralized program for training, education, and human resources development that ensures a skilled workforce that can meet DCA's strategic objectives. In addition, SOLID provides strategic planning, facilitation, virtual meeting moderation, and survey and consulting services, allowing DCA programs to manage their business proactively and focus their resources effectively to achieve their goals.



**BOARD AND BUREAU RELATIONS (BBR)** is the liaison between the DCA Executive Office and its boards, bureaus, and other entities. BBR provides support services for appointed board members, executive officers, and bureau chiefs by connecting them with the appropriate DCA resources. BBR is responsible for coordinating DCA executive officer and board member onboarding, procedures, and trainings, including DCA's Board Member Orientation Training. It provides tracking and analysis of all board meeting content and acts as the rapid response team for troubleshooting urgent issues across all DCA entities. Additionally, it collaborates with entities on external stakeholder engagement, and maintains departmental data on board and committee members' required training compliance and appointments. BBR also serves as liaison between DCA entities, the Governor's Office, legislative appointing authorities, and the Business, Consumer Services and Housing Agency.

# DCA BY THE NUMBERS



**26** BOARDS  
**7** BUREAUS  
**1** COMMITTEE  
**1** COMMISSION  
**1** PROGRAM



**3,540** EMPLOYEES



**8** STRATEGIC  
PLANS  
COMPLETED



**449**  
BOARD AND BUREAU  
MEETINGS HELD



**56** MEMBERS APPOINTED



**43** MEMBERS REAPPOINTED



**343** ORGANIZATIONAL IMPROVEMENT  
WORKSHOPS PROVIDED



**895** PROCESS MAPS AND  
PROCEDURE GUIDES CREATED

**3,400,000** 

LICENSEES



**14,690,714**  
LICENSES SEARCHED



**38,129** CORRESPONDENCE TO CONSUMERS



**7,490**

LIVESTREAM VIEWS

**297,552**

LIVESTREAM VIEWING TIME (MINUTES)



**438,692**

CALLS TO THE CONSUMER  
INFORMATION CENTER



**10,800,184**

WEBSITE VISITS

CALL CENTER SERVICES  
AVAILABLE IN

**200**  LANGUAGES

**280**

LICENSE TYPES



**370**

PUBLICATIONS  
PRODUCED



**158**

SOLID TRAININGS HELD

**9,518**

PARTICIPANTS



**151,171**

ONLINE DATA  
PORTAL VISITS



**3,812**

DCA FOLLOWERS

**78,188**

BOARD AND BUREAU  
FOLLOWERS



**3,835**

DCA FOLLOWERS

**20,850**

BOARD AND BUREAU  
FOLLOWERS

# LEGISLATIVE SUMMARIES



## DCA–WIDE LEGISLATION

### **SB 189 (Committee on Budget and Fiscal Review, Chapter 48, Statutes of 2022) State Government**

This budget bill, among other things, authorizes state entities to hold public meetings, subject to specified notice and accessibility requirements, through teleconferencing. No physical locations need to be made available to the public for such meetings if members of the public are allowed to observe and address the meetings electronically. These provisions are scheduled to sunset July 1, 2023.

### **SB 731 (Durazo, Chapter 814, Statutes of 2022) Criminal Records: Relief**

This bill, among other provisions, expands the types of arrest records that are eligible to be automatically sealed to include more types of felonies under specified circumstances. This bill also allows certain felony convictions that resulted in incarcerations to be automatically sealed as long as the individual has completed their sentence and has not been convicted of a new felony within four years. It also expands the date range for which arrests and convictions are eligible to be automatically sealed. These provisions will become operative on July 1, 2023.

### **SB 1237 (Newman, Chapter 386, Statutes of 2022) Licenses: Military Service**

This bill clarifies that military members on active duty with the California National Guard or members of the military on non-temporary assignments stationed outside California are eligible for a waiver of license renewal fees, continuing education requirements, and other license renewal requirements.

### **SB 1443 (Roth, Chapter 625, Statutes of 2022) Professions And Vocations**

This bill extends the sunset date for the following boards and bureaus from January 1, 2024 to January 1, 2025: Dental Board of California; California Board of Accountancy; California Architects Board; Landscape Architects Technical Committee; Board for Professional Engineers, Land Surveyors, and Geologists; Contractors State License Board; Bureau of Security and Investigative Services; Cemetery and Funeral Bureau; Court Reporters Board of California; and the California State Athletic Commission. The bill also includes fee increases for the Cemetery and Funeral Bureau and makes technical changes for various other entities.

### **SB 1495 (Committee on Business, Professions and Economic Development, Chapter 511, Statutes of 2022) Professions and Vocations**

This is the omnibus bill for the Senate Committee on Business, Professions and Economic Development. It updates the name of the Office of Statewide Health Planning and Development to the: Department of Health Care Access and Information; removes gendered language throughout the Business and Professions Code; and incorporates legislative changes in the Medical Practice Act, Pharmacy Law, Licensed Marriage and Family Therapist Act, Dental Practice Act, Physician Assistant Practice Act, Veterinary Medicine Practice Act, Clinical Social Worker Practice Act, Professional Fiduciaries Act, Contractors State License Law, Collateral Recovery Act, Private Investigator Act, Private Security Services Act, Geologist and Geophysicist Act, and the Automotive Repair Act.

---

## HEALING ARTS LEGISLATION\*

### **AB 657 (Cooper, Chapter 560, Statutes of 2022) Healing Arts: Expedited Licensure Process: Applicants Providing Abortion Services**

This bill requires the Medical Board of California, Osteopathic Medical Board of California, Board of Registered Nursing, and the Physician Assistant Board to expedite the licensure process for applicants who intend to provide abortion services. Applicants must provide specified documentation demonstrating their intent to perform such services.

### **AB 1102 (Low, Chapter 684, Statutes of 2022) Telephone Medical Advice Services**

This bill clarifies that a telephone medical advice service is required to ensure all health care professionals who provide telephone medical advice services, including from an out-of-state location, are operating consistent with the laws governing their respective state licenses. It also specifies that a telephone medical advice service is required to comply with directions and requests for information made by healing arts licensing boards. This bill eliminates a requirement that these services notify the Department of any changes to information such as their name, address, or telephone number.

### **AB 1120 (Irwin, Chapter 685, Statutes of 2022) Clinical Laboratories: Blood Withdrawal**

This bill allows a certified phlebotomy technician to perform a blood draw through a peripheral venous catheter under the general supervision of a physician or registered nurse.

### **AB 2626 (Calderon, Chapter 565, Statutes of 2022) Medical Board of California: Licensee Discipline: Abortion**

This bill prohibits the Medical Board of California, Osteopathic Medical Board of California, Board of Registered Nursing, and Physician Assistant Board from imposing discipline on a license or denying a license application for certain licensees solely for performing an abortion that is legal under California law.



\* Healing arts legislation refers to the Acupuncture Board, Board of Behavioral Sciences, Board of Chiropractic Examiners, Dental Board of California, Dental Hygiene Board of California, Medical Board of California, Naturopathic Medicine Committee, California Board of Occupational Therapy, California State Board of Optometry, Osteopathic Medical Board of California, California State Board of Pharmacy, Physical Therapy Board of California, Physician Assistant Board, Podiatric Medical Board of California, Board of Psychology, Board of Registered Nursing, Respiratory Care Board, Speech-Language Pathology and Audiology and Hearing Aid Dispensers Board, Veterinary Medical Board, and Board of Vocational Nursing and Psychiatric Technicians.



# OVERVIEW OF REPORTED INFORMATION

In this *Annual Report*, each DCA entity notes its accomplishments, new laws or regulations, and statistical information extending through the 2021–22 fiscal year. Entities vary in the data they report because they are governed by different laws, and therefore, not all categories of data apply to all entities. If a category does not apply, the table will indicate “N/A.”, if the entire table does not apply, it has been removed. Below is an overview of the data reported along with examples.

## STAFF

The number of civil service and exempt positions approved in the state budget (including vacancies and temporary help). Exempt employees are executive-level personnel (usually an executive officer or a bureau chief) appointed by the board, the DCA director, or the governor.

## LICENSES, REGISTRATIONS, CERTIFICATES, AND PERMITS

The total number of licenses, permits, and certificates. Totals for each type of license, permit, and certificate can be found in the “Licensing Population by Type” table.

## BOARD/BUREAU MEMBERSHIP

Boards, committees, and commissions are semiautonomous entities. Members of a board are usually split between people representing the profession or industry and people representing the public. Board members are appointed by the governor, the Senate Rules Committee, or the speaker of the Assembly. The number of board members, who they represent, and who appoints them is set in state law. Membership on a DCA board is not a salaried position. Those who serve receive per diem and travel expenses to attend meetings.

Bureaus and programs are under the direct control of DCA, but may have an advisory committee made up of professionals and public members.

## BOARD/BUREAU LEADERSHIP

Board and bureau leadership, including management title, name, and email address.

## LAWS AND REGULATIONS

The laws and regulations governing the board, bureau, committee, program, or commission.

*Example:*

**Licenses and regulates certified public accountants and public accountancy firms.**

**[www.cba.ca.gov](http://www.cba.ca.gov)**

**Staff:** 98.9 civil servant positions, 1 exempt

**Licenses, Registrations, Certificates, and Permits:** 75,171

**Board Membership:** 8 public representatives, 7 licensees

### Board Leadership:

Patti Bowers	Deanne Pearce
<i>Executive Officer</i>	<i>Assistant Executive Officer</i>
<b><a href="mailto:patti.bowers@cba.ca.gov">patti.bowers@cba.ca.gov</a></b>	<b><a href="mailto:deanne.pearce@cba.ca.gov">deanne.pearce@cba.ca.gov</a></b>

### Laws and Regulations:

Business and Professions Code §§ 5000–5158

California Code of Regulations, Division 1, title 16, §§ 1–99.2

### Sunset Review:

Last review: 2019 | Next review: 2024

## SUNSET REVIEW

All boards and bureaus undergo a sunset process before the Legislature. This section indicates the date of the last review and future scheduled appearance. Through the sunset hearing, the Legislature evaluates the need, effectiveness, and performance of the board, bureau, committee, program, or commission.

RECIPROCITY

Reciprocity is defined as granting a license to an individual with no disciplinary action who is licensed in the same profession in another state by requiring proof of licensure from that state (without requiring additional steps or licensure requirements such as examinations or documentation beyond licensure). Some DCA boards and bureaus allow reciprocity.

ACCOMPLISHMENTS

A written summary of accomplishments throughout the fiscal year focusing on consumer protection, licensing and enforcement updates, and communications and outreach.

NEW LEGISLATION

Newly enacted legislation that affects the board/bureau, consumers, licensees, and/or applicants.

LICENSE REQUIREMENTS

Requirements for licensure in the state of California.

LICENSE REQUIREMENTS	Y/N
CONTINUING EDUCATION/COMPETENCY	Y
DEGREE/PROFESSIONAL SCHOOLING	Y
EXAMINATION	Y
FINGERPRINT REQUIREMENT	Y
QUALIFYING EXPERIENCE (MAY INCLUDE EDUCATION)	Y

FEES

List of most associated fees.

LICENSE TYPE	ACTUAL FEE	STATUTORY LIMIT
NATIONAL ASSOCIATION OF STATE BOARDS OF ACCOUNTANCY (NASBA) UNIFORM CPA EXAMINATION FEE	\$904.60	SET BY NASBA
UNIFORM CPA EXAMINATION APPLICATION FEE	\$100.00	\$600.00
APPLICATION FEE FOR CPA LICENSURE	\$250.00	\$250.00
CPA LICENSE ISSUANCE FEE—2-YEAR	\$250.00**	\$280.00
TOTAL INITIAL LICENSE FEES	\$1,612.60	N/A
REPEAT UNIFORM CPA EXAMINATION FEE	\$50.00	\$75.00
CPA RENEWAL FEE (EVERY 2 YEARS)	\$250.00**	\$280.00
CPA APPLICATION FEE—RETIRED STATUS	\$75.00	\$250.00
CPA RESTORATION FEE—RETIRED STATUS	\$50.00	\$1,000.00
APPLICATION FEE FOR ACCOUNTANCY ARM (PARTNERSHIP OR CORPORATION)	\$150.00	\$250.00
LICENSE ISSUANCE FEE FOR ACCOUNTANCY FIRM (PARTNERSHIP OR CORPORATION)	\$250.00**	\$280.00

SUMMARY OF LICENSING ACTIVITY

Initial Licenses/Registrations/Certificates/Permits

The number of initial applications, licenses issued, and licenses renewed. License, certificate, and permit types are organized in alphabetical order.

INITIAL LICENSES/REGISTRATIONS/CERTIFICATES/PERMITS			
TYPE	APPLICATIONS RECEIVED	ISSUED	RENEWED
LICENSED ACUPUNCTURIST	311	311	5,684
WALL LICENSE	2,448	2,448	128
TOTAL	2,759	2,759	5,812

Licensing Population By Type

Total number of licensees able to practice, along with the number of licenses renewed, current, and active separated by license, certificate, and permit type. License, certificate, and permit types are organized in alphabetical order.

LICENSING POPULATION BY TYPE	
TYPE	LICENSES/REGISTRATIONS/CERTIFICATES/PERMITS
LICENSED ACUPUNCTURIST	11,883
WALL LICENSE	3,025
TOTAL	14,908

Renewal and Continuing Education

Provide how often a license must be renewed and how many hours of continuing education, if any, are required for renewal.

RENEWAL AND CONTINUING EDUCATION (CE)		
TYPE	FREQUENCY OF RENEWAL	NUMBER OF CE HOURS REQUIRED EACH CYCLE
LICENSED ACUPUNCTURIST	EVERY 2 YEARS	50

Examination Results

The percentage of candidates who passed and failed an examination for licensure and the total number of candidates.

EXAMINATION RESULTS			
EXAMINATION TITLE	% PASS	% FAIL	TOTAL NUMBER OF CANDIDATES
CALIFORNIA ACUPUNCTURE LICENSING EXAMINATION	69	31	444

## SUMMARY OF ENFORCEMENT ACTIVITY

### Complaints—Intake

Total number of complaints received, closed without referral for investigation, referred for investigation, and pending at the close of the fiscal year. This is a comprehensive overview of the intake process and lifecycle of a complaint at the beginning of the process. These include complaints from the public, government, law enforcement, licensed professional groups, internal staff, others, or anonymous sources. DCA defines a complaint as “an allegation or inquiry from any source indicating a probable violation of any law, rule, or order of any regulatory agency, including violations of the Business and Professions Code relating to businesses and professions licensed by any entity of the Department of Consumer Affairs.”

#### COMPLAINTS—INTAKE

109	RECEIVED
0	CLOSED WITHOUT REFERRAL FOR INVESTIGATION
141	REFERRED FOR INVESTIGATION
0	PENDING

### Conviction/Arrest Notification Complaints

Total number of convictions, applicant-reported convictions, or subsequent arrests received, closed without referral for investigation, referred for investigation, and pending at the close of the fiscal year.

#### CONVICTION/ARREST NOTIFICATION COMPLAINTS

35	RECEIVED
0	CLOSED WITHOUT REFERRAL FOR INVESTIGATION
37	REFERRED FOR INVESTIGATION
0	PENDING

### Inspections (If Applicable)

Total number of inspections conducted, and citations issued as a result of an inspection. This count includes initial, routine, complaint-driven, and follow-up inspections.

#### INSPECTIONS

5,600	CONDUCTED
5,749	CITATIONS ISSUED

### Investigations

Total number of investigations opened, closed, and pending at the end of the fiscal year. An investigation is defined as the collection and verification of facts to determine jurisdiction and potential violations of law. Investigations begin upon assignment. The total count of investigations includes both desk and field investigations. Some cases may have been opened in a prior year.

#### INVESTIGATIONS

178	OPENED
113	CLOSED
238	PENDING

### Enforcement Aging—Completed Intake and Investigations

This section breaks down the total number of closed investigations by cycle time. The timeline begins from the date the complaint was received to the date the investigation was closed. Each number is representative of a case that was closed in that time frame. Additionally, this section includes cycle times related to major milestones in the intake and investigation processes.

#### ENFORCEMENT AGING—COMPLETED INTAKE AND INVESTIGATIONS

46	UP TO 90 DAYS
6	91 TO 180 DAYS
11	181 DAYS TO 1 YEAR
17	1 TO 2 YEARS
15	2 TO 3 YEARS
18	OVER 3 YEARS
4	AVERAGE NUMBER OF DAYS FROM RECEIPT OF COMPLAINT TO ASSIGNMENT OF INVESTIGATOR (START OF INVESTIGATION)
489	AVERAGE NUMBER OF DAYS FOR ALL INVESTIGATION OUTCOMES (FROM START OF INVESTIGATION TO REFERRAL FOR PROSECUTION OR CASE CLOSURE WITHOUT REFERRAL FOR PROSECUTION)
471	AVERAGE NUMBER OF DAYS FROM RECEIPT OF COMPLAINT TO REFERRAL FOR PROSECUTION OR CASE CLOSURE WITHOUT REFERRAL FOR PROSECUTION

## Citations and Fines

Total number of citations issued with and without an administrative fine and the total number of citations withdrawn, dismissed, or reduced. Additionally, this section includes a cycle time that demonstrates the average number of days from when the complaint was received to when the citation was issued.

CITATIONS AND FINES	
0	ISSUED WITHOUT A FINE
3	ISSUED WITH A FINE
1	WITHDRAWN/DISMISSED/REDUCED
399	AVERAGE NUMBER OF DAYS TO ISSUE A CITATION AND FINE (FROM COMPLAINT RECEIPT/INSPECTION CONDUCTED TO CITATION ISSUED)

## Total Amount of Fines

Total amount of fines assessed, withdrawn, dismissed, reduced, and collected.

TOTAL AMOUNT OF FINES	
\$3,750.00	ASSESSED
\$250.00	WITHDRAWN/DISMISSED/REDUCED
\$13,050.00	COLLECTED

## Criminal/Civil Actions

Total number of referrals for criminal or civil action and criminal and civil actions filed. These are referrals to or filings by a district attorney or city attorney for criminal or civil action. These may include misdemeanor citations. A referral may be made both to the district attorney and the Office of the Attorney General, in which case it will be reflected in both categories.

CRIMINAL/CIVIL ACTIONS	
1	REFERRALS FOR CRIMINAL/CIVIL ACTION
1	CRIMINAL ACTIONS FILED
0	CIVIL ACTIONS FILED

## Office of the Attorney General/Disciplinary Actions

Total number of attorney general cases that were opened and initiated, closed, and pending at the end of the fiscal year. Complaints and investigations in which the evidence

and facts have substantiated a violation of the law are referred to the attorney general for disciplinary action. Outcomes of disciplinary action may affect the status of a professional's license.

### OFFICE OF THE ATTORNEY GENERAL/DISCIPLINARY ACTIONS

11	CASES OPENED/INITIATED
3	CASES CLOSED
21	CASES PENDING

## Formal Actions Filed/Withdrawn/Dismissed

Total number of statement of issues and accusations filed; restraining/restriction/suspension orders granted; statement of issues and accusations withdrawn and dismissed; and average number of days from closure of an investigation to imposing formal discipline.

### FORMAL ACTIONS FILED/WITHDRAWN/DISMISSED

0	STATEMENT OF ISSUES FILED
7	ACCUSATIONS FILED
0	RESTRAINING/RESTRICTION/SUSPENSION ORDERS GRANTED
0	STATEMENT OF ISSUES WITHDRAWN/DISMISSED
1	ACCUSATIONS WITHDRAWN/DISMISSED
496	AVERAGE NUMBER OF DAYS FROM CLOSURE OF INVESTIGATION TO IMPOSING FORMAL DISCIPLINE

## Administrative Outcomes/Final Orders

Total number of disciplinary actions by type.

### ADMINISTRATIVE OUTCOMES/FINAL ORDERS

0	LICENSE APPLICATIONS DENIED
0	REVOCATION
0	SURRENDER OF LICENSE
0	PROBATION WITH SUSPENSION
0	SUSPENSION ONLY
3	PROBATION ONLY
0	PUBLIC REPRIMAND/PUBLIC REPROVAL/PUBLIC LETTER OF REPRIMAND
0	OTHER DECISIONS
3	TOTAL



### Enforcement Aging—Completed Attorney General Cases

This section breaks down the total number of attorney general cases closed by cycle time. The timeline begins from the date the complaint was received to the date the order became effective. Each number is representative of a case that was closed in that time frame.

Additionally, this section includes an overall cycle time demonstrating the average number of days it takes to impose formal discipline.

ENFORCEMENT AGING—COMPLETED ATTORNEY GENERAL CASES	
0	UP TO 1 YEAR
1	1 TO 2 YEARS
0	2 TO 3 YEARS
2	OVER 3 YEARS
1,219	AVERAGE NUMBER OF DAYS TO IMPOSE DISCIPLINE

### Probation

Total number of probation terms completed and probations pending at the end of the fiscal year. Probation is an action taken in administrative discipline during which a licensee is monitored and must adhere to certain terms and conditions.

PROBATION	
5	PROBATIONS COMPLETED
19	PROBATIONERS PENDING (CLOSE OF FISCAL YEAR)

### Subsequent Discipline

Total number of subsequent disciplines ordered. Subsequent discipline occurs when a licensee is on probation and violates the law.

SUBSEQUENT DISCIPLINE	
0	PROBATIONS REVOKED
0	PROBATIONER'S LICENSE SURRENDERED
0	ADDITIONAL PROBATION ONLY
0	SUSPENSION ONLY ADDED
0	OTHER CONDITIONS ADDED ONLY
0	OTHER PROBATION OUTCOME

### Petition for Modification or Termination of Probation

Total number of petitions for modification or termination of probation granted and denied. This refers to the outcome of petitions filed by licensees to modify terms and conditions of probation or to terminate probation only.

PETITION FOR MODIFICATION OR TERMINATION OF PROBATION	
0	GRANTED
0	DENIED

### Petition for Reinstatement of Revoked License/Registration/Certification

Total number of petitions for reinstatement of revoked licenses, registrations, or certificates granted and denied. This refers to the outcome of petitions by licensees requesting reinstatement of a revoked or surrendered license.

PETITION FOR REINSTATEMENT OF REVOKED LICENSE/REGISTRATION/CERTIFICATION	
0	GRANTED
0	DENIED

### Cost Recovery

Total dollar amount of administrative costs ordered and collected by boards and bureaus. The amount ordered is to be paid by a licensee in a disciplinary decision for reimbursement of the board's or bureau's investigation and/or legal costs.

COST RECOVERY	
\$47,500.00	ORDERED
\$53,896.00	COLLECTED

### Restitution to Consumers/Refunds/Savings

Total of court-ordered restitution to consumers as a result of mediation efforts. In some instances, services were performed without charge to the consumer, a consumer's bill was reduced, or a product was returned or exchanged.

RESTITUTION TO CONSUMERS/REFUNDS/SAVINGS	
\$22,949,539.00	RESTITUTION ORDERED
\$44,734,367.00	AMOUNT REFUNDED
\$1,220,150.00	REWORK AT NO CHARGE
N/A	ADJUSTMENTS/RETURNS/EXCHANGES
\$68,904,056.00	TOTAL SAVINGS ACHIEVED FOR CONSUMERS



# CALIFORNIA BOARD OF ACCOUNTANCY

Licenses and regulates certified public accountants and public accountancy firms.

[www.cba.ca.gov](http://www.cba.ca.gov)

**Staff:** 98.9 civil servant positions, 1 exempt

**Licenses, Registrations, Certificates, and Permits:** 75,171

**Board Membership:** 8 public representatives, 7 licensees

**Board Leadership:**

Patti Bowers	Deanne Pearce
<i>Executive Officer</i>	<i>Assistant Executive Officer</i>
<a href="mailto:patti.bowers@cba.ca.gov">patti.bowers@cba.ca.gov</a>	<a href="mailto:deanne.pearce@cba.ca.gov">deanne.pearce@cba.ca.gov</a>

**Laws and Regulations:**

Business and Professions Code §§ 5000–5158  
California Code of Regulations, Division 1, title 16,  
§§ 1–99.2

**Sunset Review:**

Last review: 2019 | Next review: 2024

## BOARD HIGHLIGHTS

### RECIPROCITY

Pursuant to Business and Professions Code sections 5096–5096.22, qualified out-of-state certified public accountants (CPAs) may participate in the Board's mobility program and practice public accountancy in California without providing notice or paying a fee. All CPAs practicing in California under the mobility program are subject to the disciplinary authority of the Board and, if applicable, must self-report certain disqualifying events and cease practicing in the state until authorized by the Board.

### ACCOMPLISHMENTS

#### Strategic Plan

In 2021, the Board began work on the development of its 2022–2024 Strategic Plan. At its November 2021 and January 2022 Board meetings, with the assistance of DCA's SOLID Training and Planning Solutions, the Board conducted strategic planning workshops. At these workshops, the Board identified and discussed objectives and updated goals. The Board also updated its values to include diversity, equity, and inclusion, as the Board supports and encourages a variety of perspectives, backgrounds, and experience that benefit its operation. The updates were approved at the March 2022 Board meeting and the *2022–2024 Strategic Plan* is available on the Board's website.



## Technological Advancements

The Board made significant progress on its Business Modernization Project to increase automation and create a more efficient initial licensing and license renewal process and improved business processes for all stakeholders. The Board reached two milestones in this project, launching an online license renewal system—CBA Connect—and a new online complaint submission system.

CBA Connect allows licensees to complete the entire renewal process online, create an account, make renewal payments, submit documentation, and track the status of their application. The new complaint system assists the Enforcement Division with the Board's highest priority—consumer protection—and allows users to include supporting documentation and receive an electronic copy of their complaint submission. The complaint system accepts complaints against licensees and unlicensed individuals practicing public accountancy.

## Updates to Enforcement

The Enforcement Program continued improvements in case management and closed 3,126 investigations, which is approximately a 15% increase in the number of cases closed compared to the prior fiscal year. Staff closed nearly 80% of the investigations within six months and 98% within one year. The number of complaints received (4,414) in fiscal year 2021–22 increased 62% compared to the prior fiscal year (2,729).

## Updates to Licensing

The Board maintained a 30-day or less processing time frame for all examination and licensing applications.

## New Taskforce Established

Board President Michael M. Savoy, CPA, established the Consideration of the CPA Experience Requirements Taskforce (CERT) to study California's two experience tracks for CPA licensure. The Board tasked CERT with studying and advising on whether the attest experience requirement for CPA licensure is necessary and sufficient to support the Board's consumer protection mandate. CERT met for the first time in March 2022 and will continue its deliberations into fiscal year 2022–23.

## Communications and Outreach

The Board launched the "Accounting for California Podcast," which spotlights issues important to consumers and the accounting profession in the state. Each episode features a guest speaking in depth about a particular

topic, including the Board's licensing or renewal processes and new legislation or regulations affecting consumers or licensees in the accounting industry.

The Board hosted its inaugural virtual outreach event, "The Pathway to Your CPA," in October 2021, which was open statewide to all prospective CPAs and students, with approximately 350 attendees.

## NEW LEGISLATION

There was no enacted legislation solely related to the Board.

## LICENSE REQUIREMENTS\*

LICENSE REQUIREMENTS	Y/N
CONTINUING EDUCATION/COMPETENCY	Y
DEGREE/PROFESSIONAL SCHOOLING	Y
EXAMINATION	Y
FINGERPRINT REQUIREMENT	Y
QUALIFYING EXPERIENCE (MAY INCLUDE EDUCATION)	Y

\* Applicable to specific license types. Refer to the laws and regulations for details.

## FEES\*

LICENSE TYPE	ACTUAL FEE	STATUTORY LIMIT
NATIONAL ASSOCIATION OF STATE BOARDS OF ACCOUNTANCY (NASBA) UNIFORM CPA EXAMINATION	\$904.60*	SET BY NASBA
UNIFORM CPA EXAMINATION APPLICATION	\$100.00	\$600.00
APPLICATION FOR CPA LICENSURE	\$250.00	\$250.00
CPA LICENSE ISSUANCE—2-YEAR	\$250.00**	\$280.00
<b>TOTAL INITIAL LICENSE FEES</b>	<b>\$1,504.60</b>	<b>N/A</b>
REPEAT UNIFORM CPA EXAMINATION	\$50.00	\$75.00
CPA RENEWAL	\$250.00**	\$280.00
CPA APPLICATION—RETIRED STATUS	\$75.00	\$250.00
CPA RESTORATION—RETIRED STATUS	\$50.00	\$1,000.00
APPLICATION FOR ACCOUNTANCY FIRM (PARTNERSHIP OR CORPORATION)	\$150.00	\$250.00
LICENSE ISSUANCE FOR ACCOUNTANCY FIRM (PARTNERSHIP OR CORPORATION)	\$250.00**	\$280.00
ACCOUNTANCY FIRM (PARTNERSHIP OR CORPORATION) RENEWAL	\$250.00**	\$280.00

\* The fees set by NASBA increased to \$952.60 effective July 2, 2022.

\*\* The noted fees increased to \$280.00 effective October 1, 2022.



## SUMMARY OF LICENSING ACTIVITY

INITIAL LICENSES/REGISTRATIONS/CERTIFICATE/PERMITS			
TYPE	APPLICATIONS RECEIVED	ISSUED	RENEWED
CERTIFIED PUBLIC ACCOUNTANT LICENSE	3,262	3,426	44,396
CORPORATION LICENSE	233	223	1,896
FICTITIOUS NAME PERMIT REGISTRATION	76	70	164
OUT-OF-STATE FIRM REGISTRATION	61	69	161
PARTNERSHIP LICENSE	51	48	631
PUBLIC ACCOUNTANT LICENSE	N/A	N/A	2
<b>TOTAL</b>	<b>3,683</b>	<b>3,836</b>	<b>47,250</b>

\* Public Accountant (PA) licenses were issued between 1945-1968 and may renew by meeting the same requirements as a certified public accountant (CPA).

LICENSING POPULATION BY TYPE*	
TYPE	LICENSES/REGISTRATIONS/CERTIFICATES/PERMITS
CERTIFIED PUBLIC ACCOUNTANT	65,966
CORPORATION	4,385
FICTITIOUS NAME PERMIT	2,633
OUT-OF-STATE FIRM	859
PARTNERSHIP	1,326
PUBLIC ACCOUNTANT	2
<b>TOTAL</b>	<b>75,171</b>

\* Licensing population by type represents only those who are licensed to practice; historically, all those for which the Board had jurisdiction were included (e.g., retired, delinquent, inactive).

RENEWAL AND CONTINUING EDUCATION (CE)		
TYPE	FREQUENCY OF RENEWAL	NUMBER OF CE HOURS REQUIRED EACH CYCLE
CERTIFIED PUBLIC ACCOUNTANT	EVERY 2 YEARS	80
CORPORATION	EVERY 2 YEARS	N/A
FICTITIOUS NAME PERMIT	EVERY 5 YEARS	N/A
OUT-OF-STATE FIRM	EVERY 2 YEARS	N/A
PARTNERSHIP	EVERY 2 YEARS	N/A
PUBLIC ACCOUNTANT	EVERY 2 YEARS	80

EXAMINATION RESULTS			
EXAMINATION TITLE	% PASS	% FAIL	TOTAL NUMBER OF CANDIDATES
UNIFORM CERTIFIED PUBLIC ACCOUNTANT EXAMINATION*	52	48	20,463

\* The Uniform Certified Public Accountant Examination consists of four sections. A candidate must successfully complete all four sections within 18 months to pass. The data provided represents the percent of examination sections that were passed/failed and the total number of sections administered. Because the examination consists of four sections, the percent of individuals that passed/failed is not available. The calculation was done differently in prior years; comparisons should not be made.

## SUMMARY OF ENFORCEMENT ACTIVITY

COMPLAINTS—INTAKE	
4,200	RECEIVED*
0	CLOSED WITHOUT REFERRAL FOR INVESTIGATION
4,200	REFERRED FOR INVESTIGATION
0	PENDING

\* There is an increase due to an individual filing a large volume of unlicensed complaints.

CONVICTION/ARREST NOTIFICATION COMPLAINTS	
214	RECEIVED
0	CLOSED WITHOUT REFERRAL FOR INVESTIGATION
214	REFERRED FOR INVESTIGATION
0	PENDING

INVESTIGATIONS	
4,414	OPENED
3,126	CLOSED
2,114	PENDING

ENFORCEMENT AGING—COMPLETED INTAKE AND INVESTIGATIONS	
1,981	UP TO 90 DAYS
546	91 TO 180 DAYS
537	181 DAYS TO 1 YEAR
35	1 TO 2 YEARS
27	2 TO 3 YEARS
0	OVER 3 YEARS
1	AVERAGE NUMBER OF DAYS FROM RECEIPT OF COMPLAINT TO ASSIGNMENT OF INVESTIGATOR (START OF INVESTIGATION)
97	AVERAGE NUMBER OF DAYS FOR ALL INVESTIGATION OUTCOMES (FROM START OF INVESTIGATION TO REFERRAL FOR PROSECUTION OR CASE CLOSURE WITHOUT REFERRAL FOR PROSECUTION)
97*	AVERAGE NUMBER OF DAYS FROM RECEIPT OF COMPLAINT TO REFERRAL FOR PROSECUTION OR CASE CLOSURE WITHOUT REFERRAL FOR PROSECUTION

\* This fiscal year, the Board was able to perform intake on the same day that an investigation was opened.

CITATIONS AND FINES	
0	ISSUED WITHOUT A FINE
460	ISSUED WITH A FINE
49	WITHDRAWN/DISMISSED/REDUCED
206	AVERAGE NUMBER OF DAYS TO ISSUE A CITATION AND FINE (FROM COMPLAINT RECEIPT/INSPECTION CONDUCTED TO CITATION ISSUED)





TOTAL AMOUNT OF FINES	
\$112,600.00	ASSESSED
\$14,000.00	WITHDRAWN/DISMISSED/REDUCED
\$77,001.68	COLLECTED

CRIMINAL/CIVIL ACTIONS	
3	REFERRALS FOR CRIMINAL/CIVIL ACTION
0	CRIMINAL ACTIONS FILED
0	CIVIL ACTIONS FILED

OFFICE OF THE ATTORNEY GENERAL/DISCIPLINARY ACTIONS	
34	CASES OPENED/INITIATED
31	CASES CLOSED
32	CASES PENDING

FORMAL ACTIONS FILED/WITHDRAWN/DISMISSED	
1	STATEMENT OF ISSUES FILED
24	ACCUSATIONS FILED
0	RESTRAINING/RESTRICTION/SUSPENSION ORDERS GRANTED
1	STATEMENT OF ISSUES WITHDRAWN/DISMISSED
0	ACCUSATIONS WITHDRAWN/DISMISSED
416	AVERAGE NUMBER OF DAYS FROM CLOSURE OF INVESTIGATION TO IMPOSING FORMAL DISCIPLINE

ADMINISTRATIVE OUTCOMES/FINAL ORDERS	
1	LICENSE APPLICATIONS DENIED
5	REVOCATION
6	SURRENDER OF LICENSE
0	PROBATION WITH SUSPENSION
0	SUSPENSION ONLY
24	PROBATION ONLY
0	PUBLIC REPRIMAND/PUBLIC REPROVAL/PUBLIC LETTER OF REPRIMAND
0	OTHER DECISIONS
36	TOTAL

ENFORCEMENT AGING—COMPLETED ATTORNEY GENERAL CASES	
5	UP TO 1 YEAR
9	1 TO 2 YEARS
17	2 TO 3 YEARS
0	OVER 3 YEARS
978	AVERAGE NUMBER OF DAYS TO IMPOSE DISCIPLINE

PROBATION	
44	PROBATIONS COMPLETED
120	PROBATIONERS PENDING (CLOSE OF FISCAL YEAR)

SUBSEQUENT DISCIPLINE	
0	PROBATIONS REVOKED
0	PROBATIONER'S LICENSE SURRENDERED
0	ADDITIONAL PROBATION ONLY
0	SUSPENSION ONLY ADDED
0	OTHER CONDITIONS ADDED ONLY
0	OTHER PROBATION OUTCOME

PETITION FOR MODIFICATION OR TERMINATION OF PROBATION	
3	GRANTED
0	DENIED

PETITION FOR REINSTATEMENT OF REVOKED LICENSE/REGISTRATION/CERTIFICATION	
4*	GRANTED
2	DENIED

\* One petition for reinstatement of a revoked license was granted in part and denied in part and is counted in the granted category.

COST RECOVERY	
\$257,751.28	ORDERED
\$205,964.84	COLLECTED

RESTITUTION TO CONSUMERS/REFUNDS/SAVINGS*	
\$18,500.00	RESTITUTION ORDERED
\$0.00	AMOUNT REFUNDED
\$0.00	REWORK AT NO CHARGE
\$0.00	ADJUSTMENTS/RETURNS/EXCHANGES
\$0.00	TOTAL SAVINGS ACHIEVED FOR CONSUMERS

\* Pursuant to Business and Professions Code section 5116, the Board may order any licensee to pay an administrative penalty as part of any disciplinary proceeding. The total monies ordered by the Board for administrative penalties is captured in this section.



# ACUPUNCTURE BOARD

**Licenses and regulates acupuncturists  
and acupuncture training curriculum.**

**[www.acupuncture.ca.gov](http://www.acupuncture.ca.gov)**

**Staff:** 11.5 civil servant positions, 1 exempt

**Licenses, Registrations, Certificates,  
and Permits:** 14,908

**Board Membership:** 4 public representatives,  
3 licensees

**Board Leadership:**

Ben Bodea

*Executive Officer*

**[ben.bodea@dca.ca.gov](mailto:ben.bodea@dca.ca.gov)**

**Laws and Regulations:**

Business and Professions Code §§ 4925–4975

California Code of Regulations, Division 13.7, title 16,  
§§ 1399.400–1399.489.2

**Sunset Review:**

Last review: 2018 | Next review: 2023

## BOARD HIGHLIGHTS

### RECIPROCITY

The Board does not have reciprocity.

### ACCOMPLISHMENTS

#### Technological Advancements

Since the launch of its online licensing platform, AcuConnect, in September 2020, the Acupuncture Board, in collaboration with DCA, has continued to develop and add new features to it. In spring 2022, the Board began development of its continuing education (CE) module that will allow CE providers to apply for and renew their provider status online, as well as submit and pay for CE course applications. In fiscal year 2021–22, the AcuConnect system was used by 70% of licensees for renewal and the system processed over \$3 million of transactions that were previously done manually.

#### Updates to Regulations

The Office of Administrative Law approved the Board's implementation regulations package based on Assembly Bill 2138 (Chiu, Chapter 995, Statutes of 2018), which requires boards to amend their existing regulations governing substantially related crimes or acts as well as rehabilitation criteria. The regulation package went into effect September 2, 2021.

The Office of Administrative Law approved the Board's section 100 changes without a regulatory effect package to repeal the free and sponsored health care event, based on Assembly Bill 512 (Rendon, Chapter 111, Statutes of 2013). This package went into effect August 6, 2021.



The Office of Administrative Law approved the Board's section 100 changes without regulatory effect package for omnibus clean-up language. This package went into effect April 22, 2022. This package cleaned up regulatory language and forms for consistency.

### Board Leadership

At its June 2021 meeting, the Board elected John Harabedian as Board president and Ruben Osorio as Board vice president.

### NEW LEGISLATION

There was no enacted legislation solely related to the Board.

### LICENSE REQUIREMENTS\*

LICENSE REQUIREMENTS	Y/N
CONTINUING EDUCATION/COMPETENCY	Y
DEGREE/PROFESSIONAL SCHOOLING	Y
EXAMINATION	Y
FINGERPRINT REQUIREMENT	Y
QUALIFYING EXPERIENCE (MAY INCLUDE EDUCATION)	Y

\* Applicable to specific license types. Refer to the laws and regulations for details.

### FEES\*

LICENSE TYPE	ACTUAL FEE	STATUTORY LIMIT
<b>ACUPUNCTURIST</b>		
APPLICATION FEE	\$250.00	\$350.00
APPLICATION FEE FOR FOREIGN APPLICANTS	\$350.00	\$500.00
EXAMINATION FEE	\$800.00	\$800.00
INITIAL LICENSE FEE	\$271.00–\$500.00	\$500.00
RENEWAL FEE	\$500.00	\$775.00
<b>WALL LICENSE</b>		
WALL LICENSE INITIAL APPLICATION FEE	\$50.00	\$50.00
WALL LICENSE RENEWAL FEE	\$50.00	\$50.00

\* Additional fees may be required. Refer to the laws and regulations for details.

### SUMMARY OF LICENSING ACTIVITY

INITIAL LICENSES/REGISTRATIONS/CERTIFICATE/PERMITS			
TYPE	APPLICATIONS RECEIVED	ISSUED	RENEWED
ACUPUNCTURIST LICENSE	311	311	5,684
WALL LICENSE	2,448	2,448	128*
<b>TOTAL</b>	<b>2,759</b>	<b>2,759</b>	<b>5,812</b>

\* The place of practice Wall License (WL), with a two-year renewal period, was a new requirement implemented January 1, 2021. The reason for the number of WL renewals is due to prorating the initial licensing period to allow the renewal cycle to be set to the licensee's birthday month. The prorated initial license may be issued for 13-24 months depending on when the initial licensing was completed. This initial licensing period of under 2 years resulted in 128 WL renewals in fiscal year 2021-22.

LICENSING POPULATION BY TYPE	
TYPE	LICENSES/REGISTRATIONS/CERTIFICATES/PERMITS
ACUPUNCTURIST	11,883
WALL LICENSE	3,025
<b>TOTAL</b>	<b>14,908</b>

RENEWAL AND CONTINUING EDUCATION (CE)		
TYPE	FREQUENCY OF RENEWAL	NUMBER OF CE HOURS REQUIRED EACH CYCLE
ACUPUNCTURIST	EVERY 2 YEARS	50
WALL LICENSE	EVERY 2 YEARS	N/A

EXAMINATION RESULTS			
EXAMINATION TITLE	% PASS	% FAIL	TOTAL NUMBER OF CANDIDATES
CALIFORNIA ACUPUNCTURE LICENSING EXAMINATION	69	31	444

### SUMMARY OF ENFORCEMENT ACTIVITY

COMPLAINTS—INTAKE	
109	RECEIVED
0	CLOSED WITHOUT REFERRAL FOR INVESTIGATION
141	REFERRED FOR INVESTIGATION
0	PENDING

CONVICTION/ARREST NOTIFICATION COMPLAINTS	
35	RECEIVED
0	CLOSED WITHOUT REFERRAL FOR INVESTIGATION
37	REFERRED FOR INVESTIGATION
0	PENDING



INVESTIGATIONS	
178	OPENED
113	CLOSED
238	PENDING

ENFORCEMENT AGING—COMPLETED INTAKE AND INVESTIGATIONS	
46	UP TO 90 DAYS
6	91 TO 180 DAYS
11	181 DAYS TO 1 YEAR
17	1 TO 2 YEARS
15	2 TO 3 YEARS
18	OVER 3 YEARS
5	AVERAGE NUMBER OF DAYS FROM RECEIPT OF COMPLAINT TO ASSIGNMENT OF INVESTIGATOR (START OF INVESTIGATION)
466	AVERAGE NUMBER OF DAYS FOR ALL INVESTIGATION OUTCOMES (FROM START OF INVESTIGATION TO REFERRAL FOR PROSECUTION OR CASE CLOSURE WITHOUT REFERRAL FOR PROSECUTION)
471	AVERAGE NUMBER OF DAYS FROM RECEIPT OF COMPLAINT TO REFERRAL FOR PROSECUTION OR CASE CLOSURE WITHOUT REFERRAL FOR PROSECUTION

CITATIONS AND FINES	
0	ISSUED WITHOUT A FINE
3	ISSUED WITH A FINE
1	WITHDRAWN/DISMISSED/REDUCED
399	AVERAGE NUMBER OF DAYS TO ISSUE A CITATION AND FINE (FROM COMPLAINT RECEIPT/INSPECTION CONDUCTED TO CITATION ISSUED)

TOTAL AMOUNT OF FINES	
\$3,750.00	ASSESSED
\$250.00	WITHDRAWN/DISMISSED/REDUCED
\$13,050.00	COLLECTED

CRIMINAL/CIVIL ACTIONS	
1	REFERRALS FOR CRIMINAL/CIVIL ACTION
1	CRIMINAL ACTIONS FILED
0	CIVIL ACTIONS FILED

OFFICE OF THE ATTORNEY GENERAL/DISCIPLINARY ACTIONS	
11	CASES OPENED/INITIATED
3	CASES CLOSED
21	CASES PENDING

FORMAL ACTIONS FILED/WITHDRAWN/DISMISSED	
0	STATEMENT OF ISSUES FILED
7	ACCUSATIONS FILED
0	RESTRAINING/RESTRICTION/SUSPENSION ORDERS GRANTED
0	STATEMENT OF ISSUES WITHDRAWN/DISMISSED
1	ACCUSATIONS WITHDRAWN/DISMISSED
496	AVERAGE NUMBER OF DAYS FROM CLOSURE OF INVESTIGATION TO IMPOSING FORMAL DISCIPLINE

ADMINISTRATIVE OUTCOMES/FINAL ORDERS	
0	LICENSE APPLICATIONS DENIED
0	REVOCATION
0	SURRENDER OF LICENSE
0	PROBATION WITH SUSPENSION
0	SUSPENSION ONLY
3	PROBATION ONLY
0	PUBLIC REPRIMAND/PUBLIC REPROVAL/PUBLIC LETTER OF REPRIMAND
0	OTHER DECISIONS
3	TOTAL

ENFORCEMENT AGING—COMPLETED ATTORNEY GENERAL CASES	
0	UP TO 1 YEAR
1	1 TO 2 YEARS
0	2 TO 3 YEARS
2	OVER 3 YEARS
1,219	AVERAGE NUMBER OF DAYS TO IMPOSE DISCIPLINE

PROBATION	
5	PROBATIONS COMPLETED
19	PROBATIONERS PENDING (CLOSE OF FISCAL YEAR)

SUBSEQUENT DISCIPLINE	
0	PROBATIONS REVOKED
0	PROBATIONER'S LICENSE SURRENDERED
0	ADDITIONAL PROBATION ONLY
0	SUSPENSION ONLY ADDED
0	OTHER CONDITIONS ADDED ONLY
0	OTHER PROBATION OUTCOME



**PETITION FOR MODIFICATION OR TERMINATION OF PROBATION**

0	GRANTED
0	DENIED

**PETITION FOR REINSTATEMENT OF REVOKED LICENSE/REGISTRATION/  
CERTIFICATION**

0	GRANTED
0	DENIED

**COST RECOVERY**

\$47,500.00	ORDERED
\$53,896.00	COLLECTED



# ARBITRATION CERTIFICATION PROGRAM

**Certifies and monitors third-party arbitration programs of participating automobile manufacturers to ensure they comply with California law on new vehicle warranties and state-certified arbitration programs.**

[www.dca.ca.gov/acp](http://www.dca.ca.gov/acp)  
[www.lemonlaw.ca.gov](http://www.lemonlaw.ca.gov)

**Staff:** 8 civil servant positions, 0 exempt

**State-Certified Arbitration Programs:** 20

**Leadership:**

Vacant	Jose Escobar
Chief	Deputy Chief
	<a href="mailto:jose.escobar@dca.ca.gov">jose.escobar@dca.ca.gov</a>

**Laws and Regulations:**

Business and Professions Code §§ 472–472.5  
Commercial Code §§ 2101–2801  
Health and Safety Code §§ 43204–43205.5  
Civil Code §§ 1790–1795.93  
Vehicle Code §§ 11700–11909  
California Code of Regulations, Division 33.1,  
title 16, §§ 3396.1–3399.6

**Sunset Review:**

The Arbitration Certification Program is not subject to sunset review because it is not a board or bureau.

## PROGRAM HIGHLIGHTS

### RECIPROCITY

The Arbitration Certification Program (ACP) does not have reciprocity.

### ACCOMPLISHMENTS

#### Communications and Outreach

ACP has an educational video available on its website that provides helpful information to consumers on what to expect when participating in the arbitration process and ACP's authority. In addition, ACP continued its public outreach by distributing two trifold brochures to vehicle owners. These brochures help guide consumers through the state-certified Lemon Law arbitration process. In 2021, ACP reached 1,785 consumers with these publications.

ACP staff held site visits, via teleconference, with all 20 state-certified manufacturers and each of the three arbitration programs to conduct its mandated site inspections. These inspections consist of a comprehensive review of operations to ensure they remain in compliance with California statutes and regulations. These visits provided ACP with opportunities to review records and operations, including the records of individual disputes, interviews of program staff and discussion of violations, and current trends and issues.

ACP also reengineered its Consumer Satisfaction Survey to better gauge satisfaction with automotive manufacturers, arbitration programs, and consumers' vehicles. The survey, mandated by the Legislature, was revamped to evaluate and compile better response statistics from consumers by streamlining it into one post-decision survey.



### Strategic Plan

As part of the 2018–2022 Strategic Plan, ACP began working with the DCA Organizational Improvement Office to map and improve internal processes. Once completed, ACP will look at alternative systems to streamline operations, track compliance, and facilitate timely and complete reporting of activities and outcomes.

### Consumer Protection

In calendar year 2021, ACP monitored the return of over \$20.4 million to consumers in the form of refunds, replacement vehicles, extended service contracts, and repairs awarded by state-certified arbitration programs.

### NEW LEGISLATION

There was no enacted legislation solely related to ACP.

### SUMMARY OF LICENSING ACTIVITY

INITIAL LICENSES/REGISTRATIONS/CERTIFICATES/PERMITS			
TYPE	APPLICATIONS RECEIVED	ISSUED	RENEWED
STATE-CERTIFIED ARBITRATION PROGRAMS	0	N/A	N/A

LICENSING POPULATION BY TYPE	
TYPE	LICENSES/REGISTRATIONS/CERTIFICATES/PERMITS
STATE-CERTIFIED ARBITRATION PROGRAMS	20

### SUMMARY OF ENFORCEMENT ACTIVITY

COMPLAINTS—INTAKE	
134	RECEIVED
104	CLOSED WITHOUT REFERRAL FOR INVESTIGATION
30	REFERRED FOR INVESTIGATION
8	PENDING

INVESTIGATIONS	
30	OPENED
22	CLOSED
8	PENDING

### SUMMARY OF ARBITRATION PROGRAM MONITORING FOR CALENDAR YEAR 2021

DISPUTE MEETINGS	
468	HELD
168	MONITORED

DEALERSHIPS	
1,350	NUMBER OPERATING IN CALIFORNIA
148	VISITED

DISPUTE FILES	
2,480	TOTAL DISPUTES
238	REVIEWED



# CALIFORNIA ARCHITECTS BOARD

Licenses and regulates architects and protects consumers of architectural services and the people who inhabit or use the structures that architects design.

[www.cab.ca.gov](http://www.cab.ca.gov)

**Staff:** 23.8 civil servant positions, 1 exempt

**Licenses, Registrations, Certificates, and Permits:** 22,070

**Board Membership:** 5 public representatives, 5 licensees

**Board Leadership:**

Laura Zuniga

*Executive Officer*

[laura.zuniga@dca.ca.gov](mailto:laura.zuniga@dca.ca.gov)

**Laws and Regulations:**

Business and Professions Code §§ 5500–5610.7

California Code of Regulations, Division 2, title 16, §§ 100–160

**Sunset Review:**

Last review: 2019 | Next review: 2024

## BOARD HIGHLIGHTS

### RECIPROCITY

Pursuant to title 16, California Code of Regulations, Division 2, section 121, reciprocity applicants must hold a current and valid license in a qualifying jurisdiction, provide verification of eight years of combined education and work experience, meet the licensing requirements equivalent to those in California, and successfully complete the California Supplemental Examination.

### ACCOMPLISHMENTS

#### Strategic Plan

The Board adopted a new Strategic Plan for 2022–2024 in December 2021. Highlights include removing barriers to licensure by amending existing regulations to revise and expand the types of degrees accepted for licensure, implementing a national trendsetting zero net carbon design requirement for licensees, and promoting the profession by spotlighting diversity in communications and social media.

A revised Committee Policy was adopted by the Board that revises committee membership to five members for the duration of the Strategic Plan to ensure objectives are met.

#### Consumer Protection

The Board established a regulations coordinator/manager position to facilitate the regulatory process and ensure regulations are adopted timely as required by legislation to protect consumers and enforce the Architects Practice Act.



## Communications and Outreach

The Board produced “10 Tips for Hiring an Architect” videos in English and Spanish for consumers, and developed the first in a series of licensing videos for candidates, also in English and Spanish. Staff attended National Council of Architectural Registration Boards virtual outreach events with California universities to provide students with information on specific requirements for licensure. Licensing staff attended and presented at American Institute of Architects virtual events.

## Technological Advancements

Collaboration continues with DCA to create a new information technology platform to provide more efficient services to licensees and the public. The new platform should be operational in January 2024. A new phone system was installed to better serve the public and Board staff, as well as provide cost savings.

## NEW LEGISLATION

There was no enacted legislation solely related to the Board.

## LICENSE REQUIREMENTS\*

LICENSE REQUIREMENTS	Y/N
CONTINUING EDUCATION/COMPETENCY	Y
DEGREE/PROFESSIONAL SCHOOLING	N
EXAMINATION	Y
FINGERPRINT REQUIREMENT	Y
QUALIFYING EXPERIENCE (MAY INCLUDE EDUCATION)	Y

\* Applicable to specific license types. Refer to the laws and regulations for details.

## FEES\*

LICENSE TYPE	ACTUAL FEE	STATUTORY LIMIT
APPLICATION FOR ELIGIBILITY EVALUATION	\$100.00	\$100.00
CALIFORNIA SUPPLEMENTAL EXAMINATION APPLICATION	\$100.00	\$100.00
INITIAL LICENSURE (PRORATED)	\$150.00–\$300.00	\$400.00
RENEWAL	\$300.00	\$400.00
RECIPROCITY APPLICATION	\$35.00	\$100.00
DELINQUENCY FEE	\$100.00	\$200.00

\* Additional fees may be required. Refer to the laws and regulations for details.

## SUMMARY OF LICENSING ACTIVITY

INITIAL LICENSES/REGISTRATIONS/CERTIFICATES/PERMITS			
TYPE	APPLICATIONS RECEIVED	ISSUED	RENEWED
ARCHITECT LICENSE	619	632	10,730
<b>TOTAL</b>	<b>619</b>	<b>632</b>	<b>10,730</b>

LICENSING POPULATION BY TYPE	
TYPE	LICENSES/REGISTRATIONS/CERTIFICATES/PERMITS
ARCHITECT	22,070
<b>TOTAL</b>	<b>22,070</b>

RENEWAL AND CONTINUING EDUCATION (CE)		
TYPE	FREQUENCY OF RENEWAL	NUMBER OF CE HOURS REQUIRED EACH CYCLE
ARCHITECT*	EVERY 2 YEARS	5

\* CE required is on disability access.

EXAMINATION RESULTS			
EXAMINATION TITLE	% PASS	% FAIL	TOTAL NUMBER OF CANDIDATES
<b>ARCHITECT REGISTRATION EXAMINATION 5.0</b>			
CONSTRUCTION AND EVALUATION EXAMINATION	48	52	1,050
PRACTICE MANAGEMENT EXAMINATION	47	53	1,356
PROGRAMMING AND ANALYSIS EXAMINATION	48	52	1,142
PROJECT DEVELOPMENT AND DOCUMENTATION EXAMINATION	46	54	1,176
PROJECT MANAGEMENT EXAMINATION	59	41	1,097
PROJECT PLANNING AND DESIGN EXAMINATION	42	58	1,328
<b>CALIFORNIA SUPPLEMENTAL EXAMINATION</b>			
CALIFORNIA SUPPLEMENTAL EXAMINATION	71	29	859

## SUMMARY OF ENFORCEMENT ACTIVITY

COMPLAINTS—INTAKE	
235	RECEIVED
0	CLOSED WITHOUT REFERRAL FOR INVESTIGATION
271	REFERRED FOR INVESTIGATION
1	PENDING





CONVICTION/ARREST NOTIFICATION COMPLAINTS	
32	RECEIVED
34	CLOSED WITHOUT REFERRAL FOR INVESTIGATION
1	REFERRED FOR INVESTIGATION
0	PENDING

INSPECTIONS	
0	CONDUCTED
0	CITATIONS ISSUED

INVESTIGATIONS	
272	OPENED
260	CLOSED
154	PENDING

ENFORCEMENT AGING—COMPLETED INTAKE AND INVESTIGATIONS	
127	UP TO 90 DAYS
42	91 TO 180 DAYS
53	181 DAYS TO 1 YEAR
36	1 TO 2 YEARS
2	2 TO 3 YEARS
0	OVER 3 YEARS
8	AVERAGE NUMBER OF DAYS FROM RECEIPT OF COMPLAINT TO ASSIGNMENT OF INVESTIGATOR (START OF INVESTIGATION)
165	AVERAGE NUMBER OF DAYS FOR ALL INVESTIGATION OUTCOMES (FROM START OF INVESTIGATION TO REFERRAL FOR PROSECUTION OR CASE CLOSURE WITHOUT REFERRAL FOR PROSECUTION)
166	AVERAGE NUMBER OF DAYS FROM RECEIPT OF COMPLAINT TO REFERRAL FOR PROSECUTION OR CASE CLOSURE WITHOUT REFERRAL FOR PROSECUTION

CITATIONS AND FINES	
0	ISSUED WITHOUT A FINE
28	ISSUED WITH A FINE
6	WITHDRAWN/DISMISSED/REDUCED
329	AVERAGE NUMBER OF DAYS TO ISSUE A CITATION AND FINE (FROM COMPLAINT RECEIPT/INSPECTION CONDUCTED TO CITATION ISSUED)

TOTAL AMOUNT OF FINES	
\$46,950.00	ASSESSED
\$15,750.00	WITHDRAWN/DISMISSED/REDUCED
\$8,991.00	COLLECTED

CRIMINAL/CIVIL ACTIONS	
0	REFERRALS FOR CRIMINAL/CIVIL ACTION
0	CRIMINAL ACTIONS FILED
0	CIVIL ACTIONS FILED

OFFICE OF THE ATTORNEY GENERAL/DISCIPLINARY ACTIONS	
1	CASES OPENED/INITIATED
5	CASES CLOSED
4	CASES PENDING

FORMAL ACTIONS FILED/WITHDRAWN/DISMISSED	
0	STATEMENT OF ISSUES FILED
1	ACCUSATIONS FILED
0	RESTRAINING/RESTRICTION/SUSPENSION ORDERS GRANTED
0	STATEMENT OF ISSUES WITHDRAWN/DISMISSED
0	ACCUSATIONS WITHDRAWN/DISMISSED
271	AVERAGE NUMBER OF DAYS FROM CLOSURE OF INVESTIGATION TO IMPOSING FORMAL DISCIPLINE

ADMINISTRATIVE OUTCOMES/FINAL ORDERS	
1	LICENSE APPLICATIONS DENIED
1	REVOCATION
1	SURRENDER OF LICENSE
3	PROBATION WITH SUSPENSION
0	SUSPENSION ONLY
0	PROBATION ONLY
0	PUBLIC REPRIMAND/PUBLIC REPROVAL/PUBLIC LETTER OF REPRIMAND
2	OTHER DECISIONS
8	TOTAL

ENFORCEMENT AGING—COMPLETED ATTORNEY GENERAL CASES	
0	UP TO 1 YEAR
2	1 TO 2 YEARS
3	2 TO 3 YEARS
0	OVER 3 YEARS
961	AVERAGE NUMBER OF DAYS TO IMPOSE DISCIPLINE

PROBATION	
2	PROBATIONS COMPLETED
5	PROBATIONERS PENDING (CLOSE OF FISCAL YEAR)

**SUBSEQUENT DISCIPLINE**

0	PROBATIONS REVOKED
0	PROBATIONER'S LICENSE SURRENDERED
0	ADDITIONAL PROBATION ONLY
0	SUSPENSION ONLY ADDED
0	OTHER CONDITIONS ADDED ONLY
0	OTHER PROBATION OUTCOME

**PETITION FOR MODIFICATION OR TERMINATION OF PROBATION**

0	GRANTED
0	DENIED

**PETITION FOR REINSTATEMENT OF REVOKED LICENSE/REGISTRATION/  
CERTIFICATION**

0	GRANTED
0	DENIED

**COST RECOVERY**

\$48,200.00	ORDERED
\$2,950.00	COLLECTED



DEPARTMENT OF CONSUMER AFFAIRS  
CALIFORNIA ARCHITECTS BOARD  
**LANDSCAPE ARCHITECTS  
TECHNICAL COMMITTEE**  
*Public Protection through Examination, Licensure, and Regulation*

# LANDSCAPE ARCHITECTS TECHNICAL COMMITTEE

The Landscape Architects Technical Committee's purpose is to act in an advisory capacity to the California Architects Board on examination and other matters pertaining to the regulation of the practice of landscape architecture in California.

[www.latc.ca.gov](http://www.latc.ca.gov)

**Staff:** 5 civil servant positions, 0 exempt

**Licenses, Registrations, Certificates, and Permits:** 3,665

**Committee Membership:** 5 licensees

**Committee Leadership:**

Laura Zuniga  
*Executive Officer*

Trish Rodriguez  
*Program Manager*

[laura.zuniga@dca.ca.gov](mailto:laura.zuniga@dca.ca.gov)

[trish.rodriquez@dca.ca.gov](mailto:trish.rodriquez@dca.ca.gov)

**Laws and Regulations:**

Business and Professions Code §§ 5615–5683

California Code of Regulations, Division 26, title 16,  
§§ 2602–2680

**Sunset Review:**

Last review: 2019 | Next review: 2024

## COMMITTEE HIGHLIGHTS

### RECIPROCITY

Pursuant to California Code of Regulations (CCR), Division 26, title 16, section 2615, in order to be eligible for reciprocal licensure in California, a candidate must be licensed as a landscape architect in a U.S. jurisdiction, Canadian province, or Puerto Rico, by having passed a written examination substantially equivalent in scope and subject matter to the Landscape Architect Registration Examination, meet the education and training requirements for first-time examination candidates, and successfully complete the California Supplemental Examination. For purposes of reciprocity, the Committee recognizes two national examinations, which are the Landscape Architect Registration Examination and Uniform National Examination for Landscape Architects.

### ACCOMPLISHMENTS

#### Technological Advancements

The Committee partnered with DCA's OIS to successfully complete all four stages of the California Department of Technology's Project Approval Lifecycle. In addition, the Committee began transitioning to a new licensing and enforcement technology platform in May 2022, which will be fully implemented in November 2023.

The Committee expanded its social media presence to include LinkedIn and Instagram.



## Strategic Plan

The Committee developed a new strategic plan for 2022–2024, which includes objectives to enhance enforcement processes, conduct a review of the Landscape Architect Registration Examination and linkage study to ensure the California Supplemental Examination reflects content that is unique to California, and sunset review.

## Updates to Regulations

A regulatory package was approved by the Office of Administrative Law (OAL) amending CCR sections 2615 and 2620, effective June 8, 2022. These changes prescribe allowable credit for acceptance of nonrelated degrees and provide an experience-only pathway to licensure.

A regulatory package was submitted to OAL to amend CCR section 2620.5. These changes establish criteria for the following: (1) program approval including expiration, renewal, and extensions of approval, (2) program denial and appeal of Board denial, (3) the process to conduct site inspections, and (4) the information that shall be provided by the extension certificate program to evaluate the program's compliance with this regulation.

A regulatory package was approved by OAL amending CCR section 2671 to require licensed landscape architects to include their license number in advertisements and legal documents.

## NEW LEGISLATION

There was no enacted legislation solely related to the Committee.

## LICENSE REQUIREMENTS\*

LICENSE REQUIREMENTS	Y/N
CONTINUING EDUCATION/COMPETENCY	N
DEGREE/PROFESSIONAL SCHOOLING	N
EXAMINATION	Y
FINGERPRINT REQUIREMENT	Y
QUALIFYING EXPERIENCE (MAY INCLUDE EDUCATION)	Y

\* Applicable to specific license types. Refer to the laws and regulations for details.

## FEES\*

LICENSE TYPE	ACTUAL FEE	STATUTORY LIMIT
LANDSCAPE ARCHITECTS: APPLICATION FEE (LANDSCAPE ARCHITECT REGISTRATION EXAMINATION ELIGIBILITY)	\$35.00	\$100.00
LANDSCAPE ARCHITECTS: APPLICATION FEE (CALIFORNIA SUPPLEMENTAL EXAMINATION)	\$35.00	\$100.00
LANDSCAPE ARCHITECTS: EXAMINATION FEE	\$275.00	N/A
LANDSCAPE ARCHITECTS: LICENSURE FEE	\$400.00	\$400.00
LANDSCAPE ARCHITECTS: RENEWAL FEE	\$400.00	\$400.00

\* Additional fees may be required. Refer to the laws and regulations for details.

## SUMMARY OF LICENSING ACTIVITY

INITIAL LICENSES/REGISTRATIONS/CERTIFICATES/PERMITS			
TYPE	APPLICATIONS RECEIVED	ISSUED	RENEWED
LANDSCAPE ARCHITECT LICENSE	80	80	1,751
<b>TOTAL</b>	<b>80</b>	<b>80</b>	<b>1,751</b>

LICENSING POPULATION BY TYPE	
TYPE	LICENSES/REGISTRATIONS/CERTIFICATES/PERMITS
LANDSCAPE ARCHITECT	3,665
<b>TOTAL</b>	<b>3,665</b>

RENEWAL AND CONTINUING EDUCATION (CE)	
TYPE	FREQUENCY OF RENEWAL
LANDSCAPE ARCHITECT*	EVERY 2 YEARS

\* There are no continuing education requirements for this license type.

EXAMINATION RESULTS			
EXAMINATION TITLE	% PASS	% FAIL	TOTAL NUMBER OF CANDIDATES
LANDSCAPE ARCHITECT REGISTRATION EXAMINATION			
DESIGN EXAMINATION	48	52	189
GRADING, DRAINAGE, AND CONSTRUCTION DOCUMENTATION EXAMINATION	56	44	153
INVENTORY AND ANALYSIS EXAMINATION	46	54	177
PROJECT AND CONSTRUCTION MANAGEMENT EXAMINATION	55	45	139
CALIFORNIA SUPPLEMENTAL EXAMINATION			
CALIFORNIA SUPPLEMENTAL EXAMINATION	54	46	124



## SUMMARY OF ENFORCEMENT ACTIVITY

COMPLAINTS—INTAKE	
25	RECEIVED
0	CLOSED WITHOUT REFERRAL FOR INVESTIGATION
25	REFERRED FOR INVESTIGATION
0	PENDING

CONVICTION/ARREST NOTIFICATION COMPLAINTS	
5	RECEIVED
0	CLOSED WITHOUT REFERRAL FOR INVESTIGATION
5	REFERRED FOR INVESTIGATION
0	PENDING

INVESTIGATIONS	
30	OPENED
28	CLOSED
9	PENDING

ENFORCEMENT AGING—COMPLETED INTAKE AND INVESTIGATIONS	
14	UP TO 90 DAYS
9	91 TO 180 DAYS
5	181 DAYS TO 1 YEAR
0	1 TO 2 YEARS
0	2 TO 3 YEARS
0	OVER 3 YEARS
2	AVERAGE NUMBER OF DAYS FROM RECEIPT OF COMPLAINT TO ASSIGNMENT OF INVESTIGATOR (START OF INVESTIGATION)
115	AVERAGE NUMBER OF DAYS FOR ALL INVESTIGATION OUTCOMES (FROM START OF INVESTIGATION TO REFERRAL FOR PROSECUTION OR CASE CLOSURE WITHOUT REFERRAL FOR PROSECUTION)
115	AVERAGE NUMBER OF DAYS FROM RECEIPT OF COMPLAINT TO REFERRAL FOR PROSECUTION OR CASE CLOSURE WITHOUT REFERRAL FOR PROSECUTION*

\* Per LATC processes, intake is performed on the same day that an investigation is opened.

CITATIONS AND FINES	
0	ISSUED WITHOUT A FINE
3	ISSUED WITH A FINE
1	WITHDRAWN/DISMISSED/REDUCED
202	AVERAGE NUMBER OF DAYS TO ISSUE A CITATION AND FINE (FROM COMPLAINT RECEIPT/INSPECTION CONDUCTED TO CITATION ISSUED)

TOTAL AMOUNT OF FINES	
\$3,000.00	ASSESSED
\$1,000.00	WITHDRAWN/DISMISSED/REDUCED
\$1,000.00	COLLECTED

CRIMINAL/CIVIL ACTIONS	
0	REFERRALS FOR CRIMINAL/CIVIL ACTION
0	CRIMINAL ACTIONS FILED
0	CIVIL ACTIONS FILED

OFFICE OF THE ATTORNEY GENERAL/DISCIPLINARY ACTIONS	
0	CASES OPENED/INITIATED
0	CASES CLOSED
0	CASES PENDING

FORMAL ACTIONS FILED/WITHDRAWN/DISMISSED	
0	STATEMENT OF ISSUES FILED
0	ACCUSATIONS FILED
0	RESTRAINING/RESTRICTION/SUSPENSION ORDERS GRANTED
0	STATEMENT OF ISSUES WITHDRAWN/DISMISSED
0	ACCUSATIONS WITHDRAWN/DISMISSED
N/A	AVERAGE NUMBER OF DAYS FROM CLOSURE OF INVESTIGATION TO IMPOSING FORMAL DISCIPLINE

ADMINISTRATIVE OUTCOMES/FINAL ORDERS	
0	LICENSE APPLICATIONS DENIED
0	REVOCATION
0	SURRENDER OF LICENSE
0	PROBATION WITH SUSPENSION
0	SUSPENSION ONLY
0	PROBATION ONLY
0	PUBLIC REPRIMAND/PUBLIC REPROVAL/PUBLIC LETTER OF REPRIMAND
0	OTHER DECISIONS
0	TOTAL

ENFORCEMENT AGING—COMPLETED ATTORNEY GENERAL CASES	
0	UP TO 1 YEAR
0	1 TO 2 YEARS
0	2 TO 3 YEARS
0	OVER 3 YEARS
N/A	AVERAGE NUMBER OF DAYS TO IMPOSE DISCIPLINE





PROBATION	
0	PROBATIONS COMPLETED
0	PROBATIONERS PENDING (CLOSE OF FISCAL YEAR)

SUBSEQUENT DISCIPLINE	
0	PROBATIONS REVOKED
0	PROBATIONER'S LICENSE SURRENDERED
0	ADDITIONAL PROBATION ONLY
0	SUSPENSION ONLY ADDED
0	OTHER CONDITIONS ADDED ONLY
0	OTHER PROBATION OUTCOME

PETITION FOR MODIFICATION OR TERMINATION OF PROBATION	
0	GRANTED
0	DENIED

PETITION FOR REINSTATEMENT OF REVOKED LICENSE/REGISTRATION/ CERTIFICATION	
0	GRANTED
0	DENIED

COST RECOVERY	
\$0.00	ORDERED
\$0.00	COLLECTED



# CALIFORNIA STATE ATHLETIC COMMISSION

Licenses and regulates boxing, kickboxing, and mixed martial arts by licensing all participants and supervising the events. Also administers the Professional Boxer's Pension Fund.

[www.dca.ca.gov/csac](http://www.dca.ca.gov/csac)

**Staff:** 8 civil servant positions, 1 exempt, 69 blanket positions (athletic inspectors)

**Licenses, Registrations, Certificates, and Permits:** 2,918

**Commission Membership:** 6 public representatives, 1 physician representative

**Commission Leadership:**

Andy Foster	Patrisha Blackstock
<i>Executive Officer</i>	<i>Assistant Executive Officer</i>
<a href="mailto:andy.foster@dca.ca.gov">andy.foster@dca.ca.gov</a>	<a href="mailto:patrisha.blackstock@dca.ca.gov">patrisha.blackstock@dca.ca.gov</a>

**Laws and Regulations:**

Business and Profession Code §§ 18600–18887  
California Code of Regulations, Division 2, title 4, §§ 201–829

**Sunset Review:**

Last review: 2019 | Next review: 2024

## COMMISSION HIGHLIGHTS

### RECIPROCITY

Applicants licensed in another state must meet or exceed the California State Athletic Commission's (Commission) licensing requirements because no national governing body exists. However, medical examinations from other states by a licensed physician may be accepted if they are completed to the Commission's standards and requirements.

### ACCOMPLISHMENTS

During the COVID-19 pandemic and under the Commission's Emergency COVID-19 Resiliency Procedures, the Commission oversaw 35 events from July 2020, to June 2021. With the state lifting its COVID-19 measures and reopening, the Commission is slowly getting back to normal, overseeing 134 events from July 2021 to September 2022. This is fewer events than what the Commission usually oversees per year. In 2019, the Commission regulated 143 events.

### Consumer Protection

The Commission is the only commission in the country that has a Boxer Pension Plan available to boxers who compete in California. This year, the Commission paid \$371,283 in lump sum payments to 11 retired boxers.

In addition, at the June 2022 Commission meeting, the Commission created a Mixed Martial Arts (MMA) Pension Plan Subcommittee tasked with exploring the creation of an MMA pension plan for MMA athletes.



## Updates to Regulations

The Commission promulgated regulations that went into effect July 1, 2022, that identify medical examinations required as a condition of initial licensure and license renewal. The medical examinations detect physical conditions that could place an athlete at risk for serious injury or permanent or temporary impairment of any bodily function.

The regulations also set a neurological assessment required to be paid by promoters who host events in California. The assessment will be deposited in the State Athletic Commission Neurological Examination Account. These funds will allow the Commission to cover the costs of neurological examinations required by Business and Professions Code section 18711 or for any other purpose related to the neurological health of combat sports athletes.

## NEW LEGISLATION

**AB 1813 (Medina, Chapter 177, Statutes of 2022)** clarifies that the executive officer of the Commission is not liable for discretionary acts taken while performing duties pursuant to their work for the Commission, including the approval of contests and the assignment of officials for contests.

## LICENSE REQUIREMENTS\*

LICENSE REQUIREMENTS	Y/N
CONTINUING EDUCATION/COMPETENCY	Y
DEGREE/PROFESSIONAL SCHOOLING	N
EXAMINATION	N
FINGERPRINT REQUIREMENT	Y
QUALIFYING EXPERIENCE (MAY INCLUDE EDUCATION)	Y

\* Applicable to specific license types. Refer to the laws and regulations for details.

## FEES\*

LICENSE TYPE	ACTUAL FEE	STATUTORY LIMIT
<b>PROMOTER</b>		
APPLICATION FEE	\$1,000.00	\$1,000.00
RENEWAL FEE	\$1,000.00	\$1,000.00
<b>REFEREE/JUDGE</b>		
APPLICATION FEE	\$150.00	\$150.00
RENEWAL FEE	\$150.00	\$150.00

LICENSE TYPE	ACTUAL FEE	STATUTORY LIMIT
<b>TIMEKEEPER</b>		
APPLICATION FEE	\$50.00	\$50.00
RENEWAL FEE	\$50.00	\$50.00
<b>PROFESSIONAL ATHLETE</b>		
APPLICATION FEE	\$60.00	\$60.00
RENEWAL FEE	\$60.00	\$60.00
<b>MATCHMAKER</b>		
APPLICATION FEE	\$200.00	\$200.00
RENEWAL FEE	\$200.00	\$200.00
<b>SECOND</b>		
APPLICATION FEE	\$50.00	\$50.00
<b>MANAGER</b>		
APPLICATION FEE	\$150.00	\$150.00
RENEWAL FEE	\$150.00	\$150.00
<b>PROFESSIONAL TRAINER</b>		
APPLICATION FEE	\$200.00	\$200.00
RENEWAL FEE	\$200.00	\$200.00
<b>FEDERAL ID CARDS</b>		
APPLICATION FEE	\$20.00	\$20.00
RENEWAL FEE	\$20.00	\$20.00
<b>NATIONAL MMA ID CARDS</b>		
APPLICATION FEE	\$20.00	\$20.00
RENEWAL FEE	\$20.00	\$20.00
GATE FEE	5% OF GATE REVENUE	\$100,000.00
TELEVISION/BROADCAST	5% OF TV/ BROADCAST CONTRACT	\$35,000.00

\* Additional fees may be required. Refer to the laws and regulations for details.

## SUMMARY OF LICENSING ACTIVITY

INITIAL LICENSES/REGISTRATIONS/CERTIFICATES/PERMITS			
TYPE	APPLICATIONS RECEIVED	ISSUED	RENEWED
MANAGER LICENSE	15	15	58
MATCHMAKER LICENSE	14	14	4
PROFESSIONAL ATHLETE LICENSE	934	934	0
PROFESSIONAL TRAINER LICENSE	45	45	27
PROMOTER LICENSE	10	10	27



INITIAL LICENSES/REGISTRATIONS/CERTIFICATES/PERMITS			
REFEREE/JUDGE LICENSE	14	14	75
SECOND LICENSE	1,690	1,690	0
TIMEKEEPER LICENSE	1	1	10
<b>TOTAL</b>	<b>2,723</b>	<b>2,723</b>	<b>201</b>

LICENSING POPULATION BY TYPE	
TYPE	LICENSES/REGISTRATIONS/CERTIFICATES/PERMITS
MANAGER	73
MATCHMAKER	16
PROFESSIONAL ATHLETE	930
PROFESSIONAL TRAINER	72
PROMOTER	37
REFEREE/JUDGE	89
SECOND	1,690
TIMEKEEPER	11
<b>TOTAL</b>	<b>2,918</b>

RENEWAL AND CONTINUING EDUCATION (CE)	
TYPE	FREQUENCY OF RENEWAL
MANAGER*	EVERY YEAR
MATCHMAKER*	EVERY YEAR
PROFESSIONAL ATHLETE*	EVERY YEAR
PROFESSIONAL TRAINER*	EVERY YEAR
PROMOTER*	EVERY YEAR
REFEREE/JUDGE*	EVERY YEAR
SECOND*	EVERY YEAR
TIMEKEEPER*	EVERY YEAR

\* There are no continuing education requirements for this license type.

## SUMMARY OF ENFORCEMENT ACTIVITY

COMPLAINTS—INTAKE	
2	RECEIVED
0	CLOSED WITHOUT REFERRAL FOR INVESTIGATION
2	REFERRED FOR INVESTIGATION
0	PENDING

CONVICTION/ARREST NOTIFICATION COMPLAINTS	
0	RECEIVED
0	CLOSED WITHOUT REFERRAL FOR INVESTIGATION
0	REFERRED FOR INVESTIGATION
0	PENDING

INVESTIGATIONS	
2	OPENED
2	CLOSED
0	PENDING

ENFORCEMENT AGING—COMPLETED INTAKE AND INVESTIGATIONS	
0	UP TO 90 DAYS
0	91 TO 180 DAYS
0	181 DAYS TO 1 YEAR
0	1 TO 2 YEARS
0	2 TO 3 YEARS
0	OVER 3 YEARS
5	AVERAGE NUMBER OF DAYS FROM RECEIPT OF COMPLAINT TO ASSIGNMENT OF INVESTIGATOR (START OF INVESTIGATION)
30	AVERAGE NUMBER OF DAYS FOR ALL INVESTIGATION OUTCOMES (FROM START OF INVESTIGATION TO REFERRAL FOR PROSECUTION OR CASE CLOSURE WITHOUT REFERRAL FOR PROSECUTION)
45	AVERAGE NUMBER OF DAYS FROM RECEIPT OF COMPLAINT TO REFERRAL TO DISCIPLINARY HEARING OR CASE CLOSURE WITHOUT REFERRAL TO DISCIPLINARY HEARING

CITATIONS AND FINES	
0	ISSUED WITHOUT A FINE
48	ISSUED WITH A FINE
0	WITHDRAWN/DISMISSED/REDUCED
30	AVERAGE NUMBER OF DAYS TO ISSUE A CITATION AND FINE (FROM COMPLAINT RECEIPT/INSPECTION CONDUCTED TO CITATION ISSUED)

TOTAL AMOUNT OF FINES	
\$60,960.00	ASSESSED
\$0.00	WITHDRAWN/DISMISSED/REDUCED
\$60,960.00	COLLECTED

CRIMINAL/CIVIL ACTIONS	
0	REFERRALS FOR CRIMINAL/CIVIL ACTION
0	CRIMINAL ACTIONS FILED



CRIMINAL/CIVIL ACTIONS	
0	CIVIL ACTIONS FILED

OFFICE OF THE ATTORNEY GENERAL/DISCIPLINARY ACTIONS	
0	CASES OPENED/INITIATED
0	CASES CLOSED
0	CASES PENDING

FORMAL ACTIONS FILED/WITHDRAWN/DISMISSED	
0	STATEMENT OF ISSUES FILED
0	ACCUSATIONS FILED
0	RESTRAINING/RESTRICTION/SUSPENSION ORDERS GRANTED
0	STATEMENT OF ISSUES WITHDRAWN/DISMISSED
0	ACCUSATIONS WITHDRAWN/DISMISSED
N/A	AVERAGE NUMBER OF DAYS FROM CLOSURE OF INVESTIGATION TO IMPOSING FORMAL DISCIPLINE

ADMINISTRATIVE OUTCOMES/FINAL ORDERS	
0	LICENSE APPLICATIONS DENIED
2	REVOCATION
0	SURRENDER OF LICENSE
0	PROBATION WITH SUSPENSION
0	SUSPENSION ONLY
0	PROBATION ONLY
0	PUBLIC REPRIMAND/PUBLIC REPROVAL/PUBLIC LETTER OF REPRIMAND
0	OTHER DECISIONS
2	TOTAL

ENFORCEMENT AGING—COMPLETED ATTORNEY GENERAL CASES	
0	UP TO 1 YEAR
0	1 TO 2 YEARS
0	2 TO 3 YEARS
0	OVER 3 YEARS
N/A	AVERAGE NUMBER OF DAYS TO IMPOSE DISCIPLINE

PROBATION	
0	PROBATIONS COMPLETED

PROBATION	
0	PROBATIONERS PENDING (CLOSE OF FISCAL YEAR)

SUBSEQUENT DISCIPLINE	
0	PROBATIONS REVOKED
0	PROBATIONER'S LICENSE SURRENDERED
0	ADDITIONAL PROBATION ONLY
0	SUSPENSION ONLY ADDED
0	OTHER CONDITIONS ADDED ONLY
0	OTHER PROBATION OUTCOME

PETITION FOR MODIFICATION OR TERMINATION OF PROBATION	
0	GRANTED
0	DENIED

PETITION FOR REINSTATEMENT OF REVOKED LICENSE/REGISTRATION/CERTIFICATION	
0	GRANTED
0	DENIED

COST RECOVERY	
\$0.00	ORDERED
\$0.00	COLLECTED





DEPARTMENT OF CONSUMER AFFAIRS

**BAR**  
Bureau of Automotive Repair

## BUREAU OF AUTOMOTIVE REPAIR

Licenses and regulates the business operations of automotive repair dealers, Smog Check stations and technicians, and brake and lamp stations and adjusters. Administers the Smog Check Program to reduce air pollution produced by motor vehicles. Oversees the Consumer Assistance Program to provide financial assistance options for vehicles needing emissions-related repairs.

[www.bar.ca.gov](http://www.bar.ca.gov)

**Staff:** 609.4 civil servant positions, 2 exempt

**Licenses, Registrations, Certificates,  
and Permits:** 66,584

**Advisory Group Membership:** 14 BAR Advisory Group  
members, 9 Educational Advisory Group members

**Leadership:**

Patrick Dorais

*Chief*

[patrick.dorais@dca.ca.gov](mailto:patrick.dorais@dca.ca.gov)

William Thomas

*Deputy Chief, Enforcement*

[bill.thomas@dca.ca.gov](mailto:bill.thomas@dca.ca.gov)

Linda Janssen

*Deputy Chief, Licensing/Administration*

[linda.janssen@dca.ca.gov](mailto:linda.janssen@dca.ca.gov)

Clay Leek

*Information Technology Manager II, Smog Check/IT*

[clayton.leek@dca.ca.gov](mailto:clayton.leek@dca.ca.gov)

**Laws and Regulations:**

Business and Professions Code §§ 9880–9889.68

Health and Safety Code §§ 44000–44127

California Code of Regulations, Division 33, title 16,  
§§ 3300–3395.5

**Sunset Review:**

Last review: 2018 | Next review: 2023

## BUREAU HIGHLIGHTS

### RECIPROCITY

The Bureau does not have reciprocity.

### ACCOMPLISHMENTS

#### Communications and Outreach

In celebration of its 50th anniversary, the Bureau launched an outreach campaign aimed at educating consumers and increasing awareness of the Bureau's consumer-protection programs and services. As part of this outreach, the Bureau created a new sign to inform consumers about the Bureau's assistance programs. Posted at all licensed Smog Check stations, the sign provides consumers helpful information on available resources and ways to help prevent catalytic converter theft.

#### Consumer Protection

The Bureau introduced several key initiatives to enhance consumer protection pursuant to Assembly Bill 471 (Low, Chapter 372, Statutes of 2021). As part of this effort, BAR conducted a public workshop and stakeholder survey to establish a new vehicle inspection and certification program for salvage-titled vehicles. The new program will help inform consumers buying these vehicles of any potential issues with the safety systems and components due to a prior collision. The Bureau also initiated development of a new online process for sharing licensee certification information with consumers through its Auto Shop Locator.



The Bureau also adopted regulations to increase financial assistance for consumers whose vehicles require emissions repairs. The updated regulations reduce pre-repair diagnostic fees for income-eligible vehicle owners and eliminate unnecessary eligibility restrictions pertaining to vehicle registration. In addition, the Bureau retired 25,540 vehicles and provided financial assistance to consumers to repair the emissions systems of 3,679 vehicles.

### Updates to Enforcement

The Bureau updated its disciplinary guidelines to establish a rehabilitative option to ensure licensees subject to a disciplinary order receive appropriate training on Bureau laws and regulations. This new feature will require all disciplined shops to complete training on compliance issues to protect consumers in future automotive repair transactions.

### Smog Check Program

The Bureau adopted regulations to improve the STAR Program, which certifies Smog Check stations that meet certain performance standards. The new regulations close administrative loopholes and ensure better compliance with Smog Check Program goals.

The Bureau also implemented software updates to the Vehicle Information Database to detect and fail vehicles with illegally modified software. Real-time analysis of Smog Check data enabled the Bureau to block registration certificates from being issued to 1,414 vehicles that had a fraudulent inspection performed. The Bureau also conducted 2,309 station inspections, 181 of which were referred to its Field Operations and Enforcement Division for further investigation.

### Technological Advancements

Digitization of records and enhancements to licensing operations contributed to a 5% reduction in Bureau application processing times. The Bureau also continued to advance its multi-year Enforcement and Licensing Modernization (ELM) project, which will transition outdated information technology systems to a modern platform. Modernizing existing paper processes will improve the availability of online services to licensees and the overall efficiency of Bureau licensing and enforcement operations.

### NEW LEGISLATION

#### AB 1740 (Muratsuchi, Chapter 513, Statutes of 2022)

requires a core recycler who purchases or receives a catalytic converter to maintain a written record of the year, make, model, vehicle identification number, and copy of the title of the vehicle from which the catalytic converter was removed. It prohibits a core recycler from purchasing or receiving a catalytic converter from any person who is not a commercial enterprise, as defined, including an automotive repair dealer, or the verified owner of the vehicle that the catalytic converter was removed from. Core recyclers will be exempt from some requirements if they have a written agreement with the seller or commercial enterprise.

#### AB 2496 (Petrie-Norris, Chapter 595, Statutes of 2022)

requires the Smog Check Referee, a program administered by the Bureau, beginning January 1, 2027, to test the exhaust systems of vehicles, including motorcycles, cited for violation of California Vehicle Code sections 27150, 27150.3, or 27151, and to issue certificates of compliance for those vehicles. This bill requires a court, beginning January 1, 2027, to require a certificate of compliance for a vehicle, including a motorcycle, cited for violation of Vehicle Code sections pertaining to excess noise. Additionally, this bill specifies that the court will be required to notify the Department of Motor Vehicles, and place a registration hold on the vehicle, if the certificate of compliance is not issued within three months of the violation.

#### SB 1087 (Gonzalez Chapter 514, Statutes of 2022)

prohibits a core recycler, or any person, from purchasing a catalytic converter from anyone except: 1) a licensed automobile dismantler, 2) a core recycler, 3) a motor vehicle manufacturer, dealer, or lessor-retailer, 4) a licensed automotive repair dealer, 5) any other licensed business that may reasonably generate, possess, or sell used catalytic converters, or 6) an individual possessing documentation that they are the lawful owner of the used catalytic converter. This bill provides for fines as the penalty for violating these restrictions.

### LICENSE REQUIREMENTS\*

LICENSE REQUIREMENTS	Y/N
CONTINUING EDUCATION/COMPETENCY	Y
DEGREE/PROFESSIONAL SCHOOLING	Y
EXAMINATION	Y
FINGERPRINT REQUIREMENT	N
QUALIFYING EXPERIENCE (MAY INCLUDE EDUCATION)	Y

\* Applicable to specific license types. Refer to the laws and regulations for details.



## FEES\*

LICENSE TYPE	ACTUAL FEE	STATUTORY LIMIT
<b>AUTOMOTIVE REPAIR DEALER</b>		
APPLICATION FEE	\$200.00	\$200.00
RENEWAL FEE	\$200.00	\$200.00
<b>SMOG CHECK STATION</b>		
APPLICATION FEE	\$100.00	REASONABLE COST
RENEWAL FEE	\$100.00	REASONABLE COST
<b>BRAKE AND/OR LAMP STATION</b>		
APPLICATION FEE	\$10.00	\$10.00
RENEWAL FEE	\$5.00	\$5.00
<b>SMOG CHECK INSPECTOR AND/OR REPAIR TECHNICIAN</b>		
APPLICATION FEE	\$20.00	REASONABLE COST
EXAMINATION FEE	\$45.00	REASONABLE COST
<b>TOTAL INITIAL LICENSE FEES</b>	<b>\$65.00</b>	<b>N/A</b>
RENEWAL FEE	\$20.00	REASONABLE COST
<b>BRAKE AND/OR LAMP ADJUSTER</b>		
APPLICATION FEE	\$10.00	\$10.00
RENEWAL FEE	\$5.00	\$5.00

\* Additional fees may be required. Refer to the laws and regulations for details.

## SUMMARY OF LICENSING ACTIVITY

INITIAL LICENSES/REGISTRATIONS/CERTIFICATES/PERMITS			
TYPE	APPLICATIONS RECEIVED	ISSUED	RENEWED
AUTOMOTIVE REPAIR DEALER REGISTRATION	3,476	2,630	31,981
BRAKE AND LAMP ADJUSTER LICENSE	1,326	38*	329
BRAKE AND LAMP STATION LICENSE	133	113	1,531
SMOG CHECK INSPECTOR LICENSE	1,413	587	5,798
SMOG CHECK REPAIR ONLY STATION LICENSE	6	2	36
SMOG CHECK REPAIR TECHNICIAN LICENSE	632	170	2,738
SMOG CHECK TEST ONLY STATION LICENSE	248	205	1,831
SMOG CHECK TEST AND REPAIR STATION LICENSE	385	316	4,233
STAR PROGRAM CERTIFICATION**	363	266	N/A
<b>TOTAL</b>	<b>7,982</b>	<b>4,327</b>	<b>48,477</b>

\* Pursuant to AB 471 (Low, Chapter 372, Statutes of 2021), vehicle safety systems licenses will replace lamp and brake licenses, effective January 1, 2024.

\*\* STAR Program certification is based on performance standards and is not subject to renewal.

## LICENSING POPULATION BY TYPE

TYPE	LICENSES/REGISTRATIONS/CERTIFICATES/PERMITS
AUTOMOTIVE REPAIR DEALER	34,093
BRAKE AND LAMP ADJUSTER	1,499
BRAKE AND LAMP STATION	1,577
SMOG CHECK INSPECTOR	13,244
SMOG CHECK REPAIR ONLY STATION	35
SMOG CHECK REPAIR TECHNICIAN	6,030
SMOG CHECK TEST ONLY STATION	1,937
SMOG CHECK TEST AND REPAIR STATION	4,425
STAR PROGRAM CERTIFICATION	3,744
<b>TOTAL</b>	<b>66,584</b>

## RENEWAL AND CONTINUING EDUCATION (CE)

TYPE	FREQUENCY OF RENEWAL	NUMBER OF CE HOURS REQUIRED EACH CYCLE
AUTOMOTIVE REPAIR DEALER	EVERY YEAR	N/A
BRAKE AND LAMP ADJUSTER	EVERY 4 YEARS	N/A
BRAKE AND LAMP STATION	EVERY YEAR	N/A
SMOG CHECK INSPECTOR	EVERY 2 YEARS	4
SMOG CHECK REPAIR ONLY STATION	EVERY YEAR	N/A
SMOG CHECK REPAIR TECHNICIAN	EVERY 2 YEARS	16
SMOG CHECK TEST ONLY STATION	EVERY YEAR	N/A
SMOG CHECK TEST AND REPAIR STATION	EVERY YEAR	N/A

## EXAMINATION RESULTS

EXAMINATION TITLE	% PASS	% FAIL	TOTAL NUMBER OF CANDIDATES
BRAKE ADJUSTER (CLASS A, B, C) LICENSING EXAMINATION	46	54	648
LAMP ADJUSTER LICENSING EXAMINATION	32	68	696
SMOG CHECK INSPECTOR EXAMINATION	38	62	1,660
SMOG CHECK REPAIR TECHNICIAN EXAMINATION	46	54	534



## SUMMARY OF ENFORCEMENT ACTIVITY

COMPLAINTS—INTAKE	
16,173	RECEIVED
75	CLOSED WITHOUT REFERRAL FOR INVESTIGATION
16,242	REFERRED FOR INVESTIGATION
78	PENDING

CONVICTION/ARREST NOTIFICATION COMPLAINTS	
0	RECEIVED
0	CLOSED WITHOUT REFERRAL FOR INVESTIGATION
0	REFERRED FOR INVESTIGATION
0	PENDING

INSPECTIONS	
8,557	CONDUCTED
943	CITATIONS ISSUED

INVESTIGATIONS	
16,242	OPENED
16,112	CLOSED
2,030	PENDING

ENFORCEMENT AGING—COMPLETED INTAKE AND INVESTIGATIONS	
14,905	UP TO 90 DAYS
1,120	91 TO 180 DAYS
60	181 DAYS TO 1 YEAR
25	1 TO 2 YEARS
2	2 TO 3 YEARS
0	OVER 3 YEARS
2	AVERAGE NUMBER OF DAYS FROM RECEIPT OF COMPLAINT TO ASSIGNMENT OF INVESTIGATOR (START OF INVESTIGATION)
43	AVERAGE NUMBER OF DAYS FOR ALL INVESTIGATION OUTCOMES (FROM START OF INVESTIGATION TO REFERRAL FOR PROSECUTION OR CASE CLOSURE WITHOUT REFERRAL FOR PROSECUTION)
44	AVERAGE NUMBER OF DAYS FROM RECEIPT OF COMPLAINT TO REFERRAL FOR PROSECUTION OR CASE CLOSURE WITHOUT REFERRAL FOR PROSECUTION

CITATIONS AND FINES	
818	ISSUED WITHOUT A FINE
125	ISSUED WITH A FINE
7	WITHDRAWN/DISMISSED/REDUCED
6	AVERAGE NUMBER OF DAYS TO ISSUE A CITATION AND FINE (FROM COMPLAINT RECEIPT/INSPECTION CONDUCTED TO CITATION ISSUED)

TOTAL AMOUNT OF FINES	
\$141,000.00	ASSESSED
\$5,950.00	WITHDRAWN/DISMISSED/REDUCED
\$158,569.00	COLLECTED

CRIMINAL/CIVIL ACTIONS	
34	REFERRALS FOR CRIMINAL/CIVIL ACTION
N/A	CRIMINAL ACTIONS FILED
N/A	CIVIL ACTIONS FILED

OFFICE OF THE ATTORNEY GENERAL/DISCIPLINARY ACTIONS	
221	CASES OPENED/INITIATED
196	CASES CLOSED
367	CASES PENDING

FORMAL ACTIONS FILED/WITHDRAWN/DISMISSED	
52	STATEMENT OF ISSUES FILED
161	ACCUSATIONS FILED
7	RESTRAINING/RESTRICTION/SUSPENSION ORDERS GRANTED
3	STATEMENT OF ISSUES WITHDRAWN/DISMISSED
4	ACCUSATIONS WITHDRAWN/DISMISSED
415	AVERAGE NUMBER OF DAYS FROM CLOSURE OF INVESTIGATION TO IMPOSING FORMAL DISCIPLINE

ADMINISTRATIVE OUTCOMES/FINAL ORDERS	
24	LICENSE APPLICATIONS DENIED
327	REVOCATION
0	SURRENDER OF LICENSE
114	PROBATION WITH SUSPENSION
0	SUSPENSION ONLY



ADMINISTRATIVE OUTCOMES/FINAL ORDERS	
70	PROBATION ONLY
0	PUBLIC REPRIMAND/PUBLIC REPROVAL/PUBLIC LETTER OF REPRIMAND
8	OTHER DECISIONS
<b>543</b>	<b>TOTAL</b>

ENFORCEMENT AGING—COMPLETED ATTORNEY GENERAL CASES	
43	UP TO 1 YEAR
128	1 TO 2 YEARS
21	2 TO 3 YEARS
4	OVER 3 YEARS
509	AVERAGE NUMBER OF DAYS TO IMPOSE DISCIPLINE

PROBATION	
133	PROBATIONS COMPLETED
704	PROBATIONERS PENDING (CLOSE OF FISCAL YEAR)

SUBSEQUENT DISCIPLINE	
23	PROBATIONS REVOKED
95	PROBATIONER'S LICENSE SURRENDERED
15	ADDITIONAL PROBATION ONLY
0	SUSPENSION ONLY ADDED
0	OTHER CONDITIONS ADDED ONLY
0	OTHER PROBATION OUTCOME

PETITION FOR MODIFICATION OR TERMINATION OF PROBATION	
2	GRANTED
2	DENIED

PETITION FOR REINSTATEMENT OF REVOKED LICENSE/REGISTRATION/CERTIFICATION	
0	GRANTED
0	DENIED

COST RECOVERY	
\$1,413,085.36	ORDERED
\$928,390.53	COLLECTED

RESTITUTION TO CONSUMERS/REFUNDS/SAVINGS	
\$8,202.37	RESTITUTION ORDERED
\$3,992,803.94	AMOUNT REFUNDED
\$1,142,162.51	REWORK AT NO CHARGE
\$1,314,558.92	ADJUSTMENTS/RETURNS/EXCHANGES
<b>\$6,457,727.74</b>	<b>TOTAL SAVINGS ACHIEVED FOR CONSUMERS</b>





# BOARD OF BARBERING AND COSMETOLOGY

Licenses and regulates barbers, cosmetologists, manicurists, estheticians, and electrologists, and the establishments where they work. Ensures the health and safety of California consumers by promoting ethical standards and enforcing beauty industry laws.

[www.barbercosmo.ca.gov](http://www.barbercosmo.ca.gov)

**Staff:** 82.1 civil servant positions, 1 exempt

**Licenses, Registrations, Certificates, and Permits:** 622,448

**Board Membership:** 7 public representatives, 6 licensees

**Board Leadership:**

Kristy Underwood <i>Executive Officer</i> <a href="mailto:kristy.underwood@dca.ca.gov">kristy.underwood@dca.ca.gov</a>	Carrie Harris <i>Assistant Executive Officer</i> <a href="mailto:carrie.harris@dca.ca.gov">carrie.harris@dca.ca.gov</a>
--	---

**Laws and Regulations:**

Business and Professions Code §§ 7301–7427  
California Code of Regulations, Division 9,  
title 16, §§ 900–999

**Sunset Review:**

Last review: 2021 | Next review: 2026

## BOARD HIGHLIGHTS

### RECIPROCITY

Pursuant to Business and Professions Code section 7331, the Board grants a license to practice to an applicant if the applicant submits all of the following to the Board:

- A completed application form and all fees required by the Board.
- Proof of a current license issued by another state to practice that meets all of the following requirements:
  - It is not revoked, suspended, or otherwise restricted.
  - It is in good standing.

### ACCOMPLISHMENTS

#### Updates to Licensing

Effective January 1, 2022, individuals licensed in other states are eligible to obtain a California license. Prior to this date, these individuals were required to be licensed for three of the last five years in order to receive a license in California. This new law is a significant benefit to licensed individuals who are moving into California, including military personnel and military families from other states who are stationed in California.

Recent legislation also made significant changes to Board statutes that address barriers to entry, increased consumer protection, and streamlined licensing processes for applicants. The Board has implemented most of the changes, including:

- Elimination of the practical examination.
- Reducing the educational requirement for cosmetology students from 1,600 hours to 1,000 hours.



- Reducing the educational requirements for barbering students from 1,500 hours to 1,000 hours.
- Streamlining the licensing requirements for mobile units.
- Updating the scope of practice for the esthetician license type.

### Communications and Outreach

In 2022, the Board participated in several conferences, expositions, and trade shows. Board staff held question-and-answer sessions with barbering and cosmetology students, licensees, and school owners, and were also available to answer individual questions. In addition, the Board participated in online events to provide information to licensees on statutory changes that became effective January 1, 2022, as well as the Board's role in consumer protection in the barbering and cosmetology industry.

In April 2022, the Board launched its ninth annual "Safe Sandal Season" campaign to educate consumers and licensees on safe nail salon practices. The Board partnered with the DCA's OPA to create social media posts that were promoted during the summer months when consumers are most likely to receive a pedicure. The Board also worked with OPA to develop two informational videos regarding the Board's personal service permit (PSP) for consumers and licensees. A PSP allows licensees to provide limited services outside of licensed establishments if they meet certain requirements.

### NEW LEGISLATION

**AB 2196 (Maienschein, Chapter 527, Statutes of 2022)** clarifies the scope of a hairstylist license, establishes minimum requirements for electrolysis courses, and updates the barbering extern program.

### LICENSE REQUIREMENTS\*

LICENSE REQUIREMENTS	Y/N
CONTINUING EDUCATION/COMPETENCY	N
DEGREE/PROFESSIONAL SCHOOLING	Y
EXAMINATION	Y
FINGERPRINT REQUIREMENT	Y
QUALIFYING EXPERIENCE (MAY INCLUDE EDUCATION)	Y

\* Applicable to specific license types. Refer to the laws and regulations for details.

### FEES\*

LICENSE TYPE	ACTUAL FEE	STATUTORY LIMIT
<b>BARBER/COSMETOLOGIST/ELECTROLOGIST</b>		
PRE-APPLICATION FEE	\$9.00	ESTABLISHED BY THE BOARD
APPLICATION AND EXAMINATION FEE	\$75.00	ACTUAL COST TO BOARD
INITIAL LICENSURE FEE	\$50.00	\$50.00
<b>TOTAL INITIAL LICENSURE FEES</b>	<b>\$134.00</b>	<b>N/A</b>
LICENSE RENEWAL FEE	\$50.00	\$50.00
<b>ESTHETICIAN</b>		
PRE-APPLICATION FEE	\$9.00	ESTABLISHED BY THE BOARD
APPLICATION AND EXAMINATION FEE	\$75.00	ACTUAL COST TO BOARD
INITIAL LICENSURE FEE	\$40.00	\$40.00
<b>TOTAL INITIAL LICENSURE FEES</b>	<b>\$124.00</b>	<b>N/A</b>
LICENSE RENEWAL FEE	\$50.00	\$50.00
<b>MANICURIST</b>		
PRE-APPLICATION FEE	\$9.00	ESTABLISHED BY THE BOARD
APPLICATION AND EXAMINATION FEE	\$75.00	ACTUAL COST TO BOARD
INITIAL LICENSURE FEE	\$35.00	\$35.00
<b>TOTAL INITIAL LICENSURE FEES</b>	<b>\$119.00</b>	<b>N/A</b>
LICENSE RENEWAL FEE	\$50.00	\$50.00
<b>ESTABLISHMENT</b>		
APPLICATION AND LICENSE FEE	\$50.00	\$80.00
<b>TOTAL INITIAL LICENSURE FEES</b>	<b>\$50.00</b>	<b>N/A</b>
LICENSE RENEWAL FEE	\$40.00	\$40.00
<b>MOBILE UNIT</b>		
APPLICATION FEE	\$50.00	\$50.00
INITIAL INSPECTION AND LICENSE FEE	\$100.00	\$100.00
<b>TOTAL INITIAL LICENSURE FEES</b>	<b>\$150.00</b>	<b>N/A</b>
LICENSE RENEWAL FEE	\$40.00	\$40.00
<b>PERSONAL SERVICE PERMIT</b>		
INITIAL LICENSE FEE	\$25.00	\$50.00
<b>TOTAL INITIAL LICENSURE FEES</b>	<b>\$25.00</b>	<b>N/A</b>
LICENSE RENEWAL FEE	\$10.00	\$50.00
SCHOOL CODE	N/A	N/A
SPONSOR CODE	N/A	N/A

\* Additional fees may be required. Refer to the laws and regulations for details.



## SUMMARY OF LICENSING ACTIVITY

INITIAL LICENSES/REGISTRATIONS/CERTIFICATES/PERMITS			
TYPE	APPLICATIONS RECEIVED	ISSUED	RENEWED
BARBER LICENSE	5,820	3,037	14,388
BARBER APPRENTICE LICENSE*	1,442	1,429	N/A
COSMETOLOGIST LICENSE	12,985	6,918	133,607
COSMETOLOGIST APPRENTICE LICENSE*	982	965	N/A
ELECTROLOGIST LICENSE	94	66	598
ELECTROLOGIST APPRENTICE LICENSE*	0	0	N/A
ESTABLISHMENT LICENSE	7,391	6,643	23,511
ESTHETICIAN LICENSE	14,437	7,508	39,976
MANICURIST LICENSE	9,074	4,608	52,794
MOBILE UNIT LICENSE	22	12	17
PERSONAL SERVICE PERMIT	32	15	0
SCHOOLS CODE*	17	13	N/A
SPONSOR CODE*	1	1	N/A
<b>TOTAL</b>	<b>52,297</b>	<b>31,215</b>	<b>264,891</b>

\* This license type cannot be renewed.

LICENSING POPULATION BY TYPE	
TYPE	LICENSES/REGISTRATIONS/CERTIFICATES/PERMITS
BARBER	35,032
BARBER APPRENTICE	2,223
COSMETOLOGIST	302,424
COSMETOLOGIST APPRENTICE	1,578
ELECTROLOGIST	1,574
ELECTROLOGIST APPRENTICE	0
ESTABLISHMENT	56,016
ESTHETICIAN	96,613
MANICURIST	126,610
MOBILE UNIT	63
PERSONAL SERVICE PERMIT	15
SCHOOL	251
SPONSOR	49
<b>TOTAL</b>	<b>622,448</b>

RENEWAL AND CONTINUING EDUCATION (CE)	
TYPE	FREQUENCY OF RENEWAL
BARBER*	EVERY 2 YEARS
COSMETOLOGIST*	EVERY 2 YEARS
ELECTROLOGIST*	EVERY 2 YEARS
ESTABLISHMENT*	EVERY 2 YEARS
ESTHETICIAN*	EVERY 2 YEARS
MANICURIST*	EVERY 2 YEARS
MOBILE UNIT *	EVERY 2 YEARS
PERSONAL SERVICE PERMIT*	EVERY 2 YEARS

\* There are no continuing education requirements for this license type.

EXAMINATION RESULTS			
EXAMINATION TITLE	% PASS	% FAIL	TOTAL NUMBER OF CANDIDATES
NATIONAL BARBER STYLING PRACTICAL EXAMINATION	81	19	1,538
NATIONAL BARBER THEORY EXAMINATION	63	37	4,417
NATIONAL COSMETOLOGY PRACTICAL EXAMINATION	82	18	3,711
NATIONAL COSMETOLOGIST THEORY EXAMINATION	64	36	8,865
NATIONAL ELECTROLOGY PRACTICAL EXAMINATION	85	15	34
NATIONAL ELECTROLOGIST THEORY EXAMINATION	80	20	84
NATIONAL ESTHETICS PRACTICAL EXAMINATION	75	25	4,468
NATIONAL ESTHETICIAN THEORY EXAMINATION	63	37	10,904
NATIONAL NAIL TECHNOLOGY PRACTICAL EXAMINATION	63	37	3,538
NATIONAL NAIL TECHNICIAN THEORY EXAMINATION	66	34	5,808

## SUMMARY OF ENFORCEMENT ACTIVITY

COMPLAINTS—INTAKE	
4,513	RECEIVED
0	CLOSED WITHOUT REFERRAL FOR INVESTIGATION
4,556	REFERRED FOR INVESTIGATION
30	PENDING



CONVICTION/ARREST NOTIFICATION COMPLAINTS	
8	RECEIVED
0	CLOSED WITHOUT REFERRAL FOR INVESTIGATION
8	REFERRED FOR INVESTIGATION
0	PENDING

INSPECTIONS	
5,600	CONDUCTED
5,749	CITATIONS ISSUED

INVESTIGATIONS	
4,564	OPENED
4,802	CLOSED
1,343	PENDING

ENFORCEMENT AGING—COMPLETED INTAKE AND INVESTIGATIONS	
3,124	UP TO 90 DAYS
749	91 TO 180 DAYS
501	181 DAYS TO 1 YEAR
339	1 TO 2 YEARS
84	2 TO 3 YEARS
5	OVER 3 YEARS
3	AVERAGE NUMBER OF DAYS FROM RECEIPT OF COMPLAINT TO ASSIGNMENT OF INVESTIGATOR (START OF INVESTIGATION)
112	AVERAGE NUMBER OF DAYS FOR ALL INVESTIGATION OUTCOMES (FROM START OF INVESTIGATION TO REFERRAL FOR PROSECUTION OR CASE CLOSURE WITHOUT REFERRAL FOR PROSECUTION)
115	AVERAGE NUMBER OF DAYS FROM RECEIPT OF COMPLAINT TO REFERRAL FOR PROSECUTION OR CASE CLOSURE WITHOUT REFERRAL FOR PROSECUTION

CITATIONS AND FINES	
747	ISSUED WITHOUT A FINE
5,002	ISSUED WITH A FINE
5	WITHDRAWN/DISMISSED/REDUCED
21	AVERAGE NUMBER OF DAYS TO ISSUE A CITATION AND FINE (FROM COMPLAINT RECEIPT/INSPECTION CONDUCTED TO CITATION ISSUED)

TOTAL AMOUNT OF FINES	
\$2,679,151.00	ASSESSED
\$361,350.00	WITHDRAWN/DISMISSED/REDUCED
\$1,944,163.00	COLLECTED

CRIMINAL/CIVIL ACTIONS	
0	REFERRALS FOR CRIMINAL/CIVIL ACTION
0	CRIMINAL ACTIONS FILED
0	CIVIL ACTIONS FILED

OFFICE OF THE ATTORNEY GENERAL/DISCIPLINARY ACTIONS	
29	CASES OPENED/INITIATED
21	CASES CLOSED
26	CASES PENDING

FORMAL ACTIONS FILED/WITHDRAWN/DISMISSED	
2	STATEMENT OF ISSUES FILED
18	ACCUSATIONS FILED
0	RESTRAINING/RESTRICTION/SUSPENSION ORDERS GRANTED
0	STATEMENT OF ISSUES WITHDRAWN/DISMISSED
5	ACCUSATIONS WITHDRAWN/DISMISSED
488	AVERAGE NUMBER OF DAYS FROM CLOSURE OF INVESTIGATION TO IMPOSING FORMAL DISCIPLINE

ADMINISTRATIVE OUTCOMES/FINAL ORDERS	
1	LICENSE APPLICATIONS DENIED
5	REVOCATION
2	SURRENDER OF LICENSE
9	PROBATION WITH SUSPENSION
0	SUSPENSION ONLY
1	PROBATION ONLY
0	PUBLIC REPRIMAND/PUBLIC REPROVAL/PUBLIC LETTER OF REPRIMAND
0	OTHER DECISIONS
18	TOTAL

ENFORCEMENT AGING—COMPLETED ATTORNEY GENERAL CASES	
1	UP TO 1 YEAR
5	1 TO 2 YEARS
10	2 TO 3 YEARS
5	OVER 3 YEARS
920	AVERAGE NUMBER OF DAYS TO IMPOSE DISCIPLINE

PROBATION	
16	PROBATIONS COMPLETED
148	PROBATIONERS PENDING (CLOSE OF FISCAL YEAR)



SUBSEQUENT DISCIPLINE	
0	PROBATIONS REVOKED
3	PROBATIONER'S LICENSE SURRENDERED
0	ADDITIONAL PROBATION ONLY
0	SUSPENSION ONLY ADDED
0	OTHER CONDITIONS ADDED ONLY
0	OTHER PROBATION OUTCOME

PETITION FOR MODIFICATION OR TERMINATION OF PROBATION	
0	GRANTED
0	DENIED

PETITION FOR REINSTATEMENT OF REVOKED LICENSE/REGISTRATION/ CERTIFICATION	
1	GRANTED
2	DENIED

COST RECOVERY	
\$497,430.05	ORDERED
\$31,781.96	COLLECTED





# BOARD OF BEHAVIORAL SCIENCES

Licenses and regulates marriage and family therapists and associates, clinical social workers and associates, educational psychologists, and professional clinical counselors and associates.

[www.bbs.ca.gov](http://www.bbs.ca.gov)

**Staff:** 62.7 civil servant positions, 1 exempt

**Licenses, Registrations, Certificates, and Permits:** 130,343

**Board Membership:** 7 public representatives, 6 licensees

**Board Leadership:**

Steve Sodergren  
*Executive Officer*

[steve.sodergren@dca.ca.gov](mailto:steve.sodergren@dca.ca.gov)

Marlon McManus

*Assistant Executive Officer*

[marlon.mcmanus@dca.ca.gov](mailto:marlon.mcmanus@dca.ca.gov)

**Laws and Regulations:**

Business and Professions Code §§ 4980–4999.129

California Code of Regulations, Division, title 16, 18, §§ 1800–1889.3

**Sunset Review:**

Last review: 2020 | Next review: 2025

## BOARD HIGHLIGHTS

### RECIPROCITY

While the Board does not have true reciprocity, the Board does allow for license portability through a new licensure-by-credential pathway established by SB 679 (Bates, Chapter 380, Statutes of 2019). This innovative approach provides a streamlined application process for out-of-state licensed marriage and family therapists, licensed clinical social workers, and licensed professional clinical counselors to become licensed in California. To apply for a license under this pathway the following requirements must be met:

- The applicant must hold a license in another U.S. jurisdiction for at least two years.
- The license must be current, as well as active and unrestricted for at least two years immediately before the date an application is submitted to the Board.
- The license must be the highest level for independent clinical practice in that jurisdiction.
- The degree that qualified the applicant for the license is a master's or doctoral degree obtained from a school holding a regional or national institutional accreditation recognized by the U.S. Department of Education, or a school approved by the California Bureau for Private Postsecondary Education.

Additionally, the applicant must take and pass the California Board of Behavioral Sciences' Law and Ethics Examination and complete additional continuing education in specific coursework.



## ACCOMPLISHMENTS

### Strategic Plan

In November 2021, the Board adopted its 2022–2026 Strategic Plan. It emphasizes reducing unnecessary barriers to licensure, supporting a culturally responsive workforce, increasing access through technology, and Board accountability. It also supports the ongoing efforts of the Board to create a licensing process that is efficient, streamlined, and technologically friendly.

### Communications and Outreach

The Board's social media presence continues to expand. The Board continued to conduct Facebook Fridays where each week, staff conduct live events to discuss important topics concerning the licensure process, and answer questions from the audience. This effort has doubled the Board's Facebook followers and increased the Board's reach when disseminating important information and alerts.

### Sunset Review

The Board's sunset review had to be delayed due to the COVID-19 state of emergency. Therefore, during the 2021 legislative session, the Board's sunset date was extended by one year—from January 1, 2021, until January 1, 2022—to allow extra time for the sunset review to occur. Senate Bill 801 (Archuleta, Chapter 647, Statutes of 2021) was signed by the governor on October 7, 2021, extending the Board's sunset date until January 1, 2026.

### Board Leadership

Steve Sodergren was chosen as the executive officer effective March 3, 2021. Sodergren had served as the interim executive officer since December 2020, and was previously the assistant executive officer for the Board. Additionally, Marlon McManus was chosen to fill the role of assistant executive officer for the Board effective November 2, 2021. McManus previously served as Staff Services Manager I over the Board's Consumer Complaint and Investigations Unit for six years.

### Updates to Regulations

The Legislature approved changes to the Board's supervision-related regulations in 2021. The regulations were changed based on recommendations made by the Board's Supervision Committee, which began working on them in 2014. The changes are designed to strengthen supervised experience requirements in ways that benefit and provide clarity to supervisors, agencies, and supervisees; to address issues that may arise during supervised experience; and to reduce the problems

sometimes encountered by supervisees in the process of applying for licensure.

## NEW LEGISLATION

**AB 1758 (Aguiar-Curry, Chapter 204, Statutes of 2022)** allows required weekly supervision of prelicensed supervisees to be conducted via two-way, real-time videoconferencing in all settings, if the supervisor makes an assessment that this is appropriate. This bill will also require the sunset of these provisions in 2026. This bill was an urgency measure and took effect immediately upon signing.

**AB 1759 (Aguiar-Curry, Chapter 520, Statutes of 2022)** requires Board applicants for licensure and current licensees to complete three hours of training or coursework related to providing mental health services via telehealth. This bill also requires Board registrants to complete a three-hour continuing education course each renewal cycle in California law and ethics.

## LICENSE REQUIREMENTS\*

LICENSE REQUIREMENTS	Y/N
CONTINUING EDUCATION/COMPETENCY	Y
DEGREE/PROFESSIONAL SCHOOLING	Y
EXAMINATION	Y
FINGERPRINT REQUIREMENT	Y
QUALIFYING EXPERIENCE (MAY INCLUDE EDUCATION)	Y

\* Applicable to specific license types. Refer to the laws and regulations for details.

## FEES\*

LICENSE TYPE	ACTUAL FEE	STATUTORY LIMIT
<b>ASSOCIATE MARRIAGE AND FAMILY THERAPIST</b>		
APPLICATION FEE	\$150.00	\$300.00
RENEWAL FEE	\$150.00	\$300.00
CALIFORNIA LAW AND ETHICS EXAMINATION	\$150.00	\$300.00
<b>ASSOCIATE SOCIAL WORKER</b>		
APPLICATION FEE	\$150.00	\$300.00
RENEWAL FEE	\$150.00	\$300.00
CALIFORNIA LAW AND ETHICS EXAMINATION	\$150.00	\$300.00
<b>ASSOCIATE PROFESSIONAL CLINICAL COUNSELOR</b>		
APPLICATION FEE	\$150.00	\$300.00
RENEWAL FEE	\$150.00	\$300.00
CALIFORNIA LAW AND ETHICS EXAMINATION	\$150.00	\$300.00



LICENSE TYPE	ACTUAL FEE	STATUTORY LIMIT
<b>LICENSED MARRIAGE AND FAMILY THERAPIST</b>		
APPLICATION FEE	\$250.00	\$500.00
CLINICAL EXAMINATION FEE	\$250.00	\$500.00
INITIAL LICENSE FEE	\$250.00	\$400.00
RENEWAL FEE	\$200.00	\$400.00
<b>LICENSED CLINICAL SOCIAL WORKER</b>		
APPLICATION FEE	\$250.00	\$500.00
CLINICAL EXAMINATION FEE (NATIONAL)	N/A	N/A
INITIAL LICENSE FEE	\$250.00	\$400.00
RENEWAL FEE	\$200.00	\$400.00
<b>LICENSED PROFESSIONAL CLINICAL COUNSELOR</b>		
APPLICATION FEE	\$250.00	\$500.00
CLINICAL EXAMINATION FEE (NATIONAL)	N/A	N/A
INITIAL LICENSE FEE	\$250.00	\$400.00
RENEWAL FEE	\$200.00	\$400.00
<b>LICENSED EDUCATIONAL PSYCHOLOGIST</b>		
APPLICATION FEE	\$250.00	\$500.00
CLINICAL EXAMINATION FEE (NATIONAL)	\$250.00	\$500.00
INITIAL LICENSE FEE	\$250.00	\$400.00
RENEWAL FEE	\$200.00	\$400.00

\* Additional fees may be required. Refer to the laws and regulations for details.

## SUMMARY OF LICENSING ACTIVITY

<b>INITIAL LICENSES/REGISTRATIONS/CERTIFICATES/PERMITS</b>			
TYPE	APPLICATIONS RECEIVED	ISSUED	RENEWED
ASSOCIATE CLINICAL SOCIAL WORKER REGISTRATION	3,676	3,564	10,966
ASSOCIATE MARRIAGE AND FAMILY THERAPIST REGISTRATION	3,424	3,921	9,954
ASSOCIATE PROFESSIONAL CLINICAL COUNSELOR REGISTRATION	1,487	1,318	2,989
LICENSED CLINICAL SOCIAL WORKER LICENSE	2,581	2,382	13,928
LICENSED EDUCATIONAL PSYCHOLOGIST LICENSE	192	100	821
LICENSED MARRIAGE AND FAMILY THERAPIST LICENSE	2,944	2,780	21,550
LICENSED PROFESSIONAL CLINICAL COUNSELOR LICENSE	612	578	1,299
<b>TOTAL</b>	<b>14,916</b>	<b>14,643</b>	<b>61,507</b>

<b>LICENSING POPULATION BY TYPE</b>	
TYPE	LICENSES/REGISTRATIONS/CERTIFICATES/PERMITS
ASSOCIATE CLINICAL SOCIAL WORKER	17,316
ASSOCIATE MARRIAGE AND FAMILY THERAPIST	14,678
ASSOCIATE PROFESSIONAL CLINICAL COUNSELOR	6,112
LICENSED CLINICAL SOCIAL WORKER	35,012
LICENSED EDUCATIONAL PSYCHOLOGIST	2,155
LICENSED MARRIAGE AND FAMILY THERAPIST	51,804
LICENSED PROFESSIONAL CLINICAL COUNSELOR	3,266
<b>TOTAL</b>	<b>130,343</b>

<b>RENEWAL AND CONTINUING EDUCATION (CE)</b>		
TYPE	FREQUENCY OF RENEWAL	NUMBER OF CE HOURS REQUIRED EACH CYCLE
ASSOCIATE CLINICAL SOCIAL WORKER	EVERY YEAR	N/A
ASSOCIATE MARRIAGE AND FAMILY THERAPIST	EVERY YEAR	N/A
ASSOCIATE PROFESSIONAL CLINICAL COUNSELOR	EVERY YEAR	N/A
LICENSED CLINICAL SOCIAL WORKER	EVERY 2 YEARS	36
LICENSED EDUCATIONAL PSYCHOLOGIST	EVERY 2 YEARS	36
LICENSED MARRIAGE AND FAMILY THERAPIST	EVERY 2 YEARS	36
LICENSED PROFESSIONAL CLINICAL COUNSELOR	EVERY 2 YEARS	36

<b>EXAMINATION RESULTS</b>			
EXAMINATION TITLE	% PASS	% FAIL	TOTAL NUMBER OF CANDIDATES
LICENSED CLINICAL SOCIAL WORKER ASSOCIATION OF SOCIAL WORK BOARDS CLINICAL EXAMINATION	65	35	3,258
LICENSED CLINICAL SOCIAL WORKER CALIFORNIA LAW AND ETHICS EXAMINATION	79	21	4,436
LICENSED MARRIAGE AND FAMILY THERAPIST CALIFORNIA LAW AND ETHICS EXAMINATION	77	23	3,915
LICENSED MARRIAGE AND FAMILY THERAPIST CLINICAL EXAMINATION	71	29	3,907
LICENSED EDUCATIONAL PSYCHOLOGIST STANDARD WRITTEN EXAMINATION	59	41	176



EXAMINATION RESULTS			
EXAMINATION TITLE	% PASS	% FAIL	TOTAL NUMBER OF CANDIDATES
LICENSED PROFESSIONAL CLINICAL COUNSELOR CALIFORNIA LAW AND ETHICS EXAMINATION	76	24	1,599
LICENSED PROFESSIONAL CLINICAL COUNSELOR NCMHCE* EXAMINATION	76	24	479

\* National Clinical Mental Health Counseling Examination

## SUMMARY OF ENFORCEMENT ACTIVITY

COMPLAINTS—INTAKE	
1,902	RECEIVED
791	CLOSED WITHOUT REFERRAL FOR INVESTIGATION
1,130	REFERRED FOR INVESTIGATION
18	PENDING

CONVICTION/ARREST NOTIFICATION COMPLAINTS	
1,212	RECEIVED
0	CLOSED WITHOUT REFERRAL FOR INVESTIGATION
1,214	REFERRED FOR INVESTIGATION
11	PENDING

INVESTIGATIONS	
2,344	OPENED
2,378	CLOSED
338	PENDING

ENFORCEMENT AGING—COMPLETED INTAKE AND INVESTIGATIONS	
2,157	UP TO 90 DAYS
149	91 TO 180 DAYS
49	181 DAYS TO 1 YEAR
16	1 TO 2 YEARS
7	2 TO 3 YEARS
0	OVER 3 YEARS
7	AVERAGE NUMBER OF DAYS FROM RECEIPT OF COMPLAINT TO ASSIGNMENT OF INVESTIGATOR (START OF INVESTIGATION)
41	AVERAGE NUMBER OF DAYS FOR ALL INVESTIGATION OUTCOMES (FROM START INVESTIGATION TO REFERRAL FOR PROSECUTION OR CASE CLOSURE WITHOUT REFERRAL FOR PROSECUTION)
47	AVERAGE NUMBER OF DAYS TO FROM RECEIPT OF COMPLAINT TO REFERRAL FOR PROSECUTION OR CASE CLOSURE WITHOUT REFERRAL FOR PROSECUTION

CITATIONS AND FINES	
3	ISSUED WITHOUT A FINE
18	ISSUED WITH A FINE
8	WITHDRAWN/DISMISSED/REDUCED
174	AVERAGE NUMBER OF DAYS TO ISSUE A CITATION AND FINE (FROM COMPLAINT RECEIPT/INSPECTION CONDUCTED TO CITATION ISSUED)

TOTAL AMOUNT OF FINES	
\$31,450.00	ASSESSED
\$8,500.00	WITHDRAWN/DISMISSED/REDUCED
\$14,950.00	COLLECTED

CRIMINAL/CIVIL ACTIONS	
0	REFERRALS FOR CRIMINAL/CIVIL ACTION
0	CRIMINAL ACTIONS FILED
0	CIVIL ACTIONS FILED

OFFICE OF THE ATTORNEY GENERAL/DISCIPLINARY ACTIONS	
68	CASES OPENED/INITIATED
47	CASES CLOSED
57	CASES PENDING

FORMAL ACTIONS FILED/WITHDRAWN/DISMISSED	
10	STATEMENT OF ISSUES FILED
49	ACCUSATIONS FILED
0	RESTRAINING/RESTRICTION/SUSPENSION ORDERS GRANTED
1	STATEMENT OF ISSUES WITHDRAWN/DISMISSED
1	ACCUSATIONS WITHDRAWN/DISMISSED
304	AVERAGE NUMBER OF DAYS FROM CLOSURE OF INVESTIGATION TO IMPOSING FORMAL DISCIPLINE

ADMINISTRATIVE OUTCOMES/FINAL ORDERS	
19	LICENSE APPLICATIONS DENIED
7	REVOCATION
6	SURRENDER OF LICENSE
0	PROBATION WITH SUSPENSION
0	SUSPENSION ONLY
10	PROBATION ONLY
0	PUBLIC REPRIMAND/PUBLIC REPROVAL/PUBLIC LETTER OF REPRIMAND
3	OTHER DECISIONS
45	TOTAL



ENFORCEMENT AGING—COMPLETED ATTORNEY GENERAL CASES	
5	UP TO 1 YEAR
18	1 TO 2 YEARS
18	2 TO 3 YEARS
6	OVER 3 YEARS
461	AVERAGE NUMBER OF DAYS TO IMPOSE DISCIPLINE

PROBATION	
4	PROBATIONS COMPLETED
165	PROBATIONERS PENDING (CLOSE OF FISCAL YEAR)

SUBSEQUENT DISCIPLINE	
3	PROBATIONS REVOKED
10	PROBATIONER'S LICENSE SURRENDERED
9	ADDITIONAL PROBATION ONLY
0	SUSPENSION ONLY ADDED
0	OTHER CONDITIONS ADDED ONLY
0	OTHER PROBATION OUTCOME

PETITION FOR MODIFICATION OR TERMINATION OF PROBATION	
19	GRANTED
4	DENIED

PETITION FOR REINSTATEMENT OF REVOKED LICENSE/REGISTRATION/ CERTIFICATION	
1	GRANTED
0	DENIED

COST RECOVERY	
\$50,616.63	ORDERED
\$10,501.00	COLLECTED





# CEMETERY AND FUNERAL BUREAU

Licenses and regulates funeral establishments and funeral directors; embalmers and apprentices; cemetery brokers, salespersons, and managers; cremated remains disposers, crematories, hydrolysis facilities, and crematory managers; and privately owned cemeteries in California.

[www.cfb.ca.gov](http://www.cfb.ca.gov)

**Staff:** 25.5 civil servant positions, 1 exempt

**Licenses, Registrations, Certificates, and Permits:** 13,157

**Advisory Committee Membership:** 3 public representatives, 4 licensees

**Bureau Leadership:**

Gina Sanchez  
*Chief*

Sandra Patterson  
*Deputy Chief*

[gina.sanchez@dca.ca.gov](mailto:gina.sanchez@dca.ca.gov)   [sandra.patterson@dca.ca.gov](mailto:sandra.patterson@dca.ca.gov)

**Laws and Regulations:**

Business and Professions Code §§ 7600–7746

California Code of Regulations, Division 12, title 16, §§ 1200–1291

California Code of Regulations, Division 23, title 16, §§ 2300–2390

Health and Safety Code §§ 7000–9677, §§ 102100–103800

Government Code §§ 27460–27530

Welfare and Institutions Code §§ 11150–11160, §§ 12150–12156, §§ 17400–17410

**Sunset Review:**

Last review: 2019 | Next review: 2024

## BUREAU HIGHLIGHTS

### RECIPROCITY

The Bureau does not have reciprocity.

### ACCOMPLISHMENTS

#### Consumer Protection

The Bureau referred 13 cases for prosecution by the Attorney General’s Office in response to licensee violations of the Cemetery and Funeral Act. The Bureau also investigated over 1,000 complaints, resulting in approximately \$57,000 in restitution to consumers.

Bureau audit staff performed compliance checks and identified mismanagement or misappropriation of consumer funds. In fiscal year 2021–22, the Bureau remediated over \$2.7 million in mismanaged or untrusted funds.

#### Communications and Outreach

The Bureau chief participated in multiple outreach events this year both in person and virtually, connecting with a wide range of stakeholders. This included presenting to consumers and educators at the annual conference of the Funeral Consumers Alliance of California, providing a Bureau update to mortuary science students at Cypress College, and meeting with students from Sequoya High School in Pasadena who chose sustainable death care as the topic for their senior project.

Additionally, the Bureau Advisory Committee meetings were held virtually, and one included an in-person option at Cypress College as an alternate location to Sacramento.



The Bureau provided updates to the Cemetery and Mortuary Association of California and the California Funeral Directors Association.

The Bureau chief virtually presented to consumer and licensee groups to provide information related to the death-care industry. Additionally, the Bureau included a virtual option for both Advisory Committee meetings, allowing for broader public access and participation.

### Technological Advancements

In collaboration with DCA, the Bureau has begun developing its new information technology platform, CFB Connect, to improve access and processing of applications, renewals, and mandated licensee reports. This modernization effort will allow staff to easily access statistical data and increase accessibility, accuracy, and productivity.

### LEGISLATION

**AB 351 (Garcia, Chapter 399, Statutes of 2022)** requires the Bureau, beginning January 1, 2027, to license and regulate reduction facilities, which the bill defines as a location where natural, organic reduction of a human body occurs, and reduction facility managers, and will enact requirements applicable to reduction facilities, which are substantially similar to those for crematories and hydrolysis facilities. Additionally, this bill will require a local registrar of births or deaths to issue permits for the disposition of reduced human remains.

### LICENSE REQUIREMENTS\*

LICENSE REQUIREMENTS	Y/N
CONTINUING EDUCATION/COMPETENCY	N
DEGREE/PROFESSIONAL SCHOOLING	Y
EXAMINATION	Y
FINGERPRINT REQUIREMENT	Y
QUALIFYING EXPERIENCE (MAY INCLUDE EDUCATION)	Y

\* Applicable to specific license types. Refer to the laws and regulations for details.

### FEES\*

LICENSE TYPE	ACTUAL FEE	STATUTORY LIMIT
<b>APPRENTICE EMBALMER</b>		
REGISTRATION FEE	\$60.00	\$60.00
<b>CEMETERY BRANCH BROKER</b>		
LICENSE FEE	\$100.00	\$100.00
RENEWAL FEE	\$100.00	\$100.00

LICENSE TYPE	ACTUAL FEE	STATUTORY LIMIT
<b>CEMETERY BROKER</b>		
APPLICATION/ CEMETERY BROKER EXAMINATION/LICENSE FEE	\$400.00	\$400.00
RENEWAL FEE	\$300.00	\$300.00
<b>CEMETERY BRANCH ADDITIONAL</b>		
LICENSE FEE	\$400.00	\$400.00
RENEWAL FEE	\$100.00	\$100.00
<b>CEMETERY MANAGER</b>		
LICENSE FEE	\$80.00	\$100.00
CEMETERY MANAGER WRITTEN EXAMINATION FEE	\$800.00	\$900.00
<b>TOTAL INITIAL LICENSE FEE</b>	<b>\$880.00</b>	<b>\$600.00</b>
RENEWAL FEE	\$80.00	\$100.00
<b>CEMETERY SALESPERSON</b>		
LICENSE FEE	\$30.00	\$30.00
RENEWAL FEE	\$25.00	\$25.00
<b>CERTIFICATE OF AUTHORITY (CEMETERY)</b>		
APPLICATION/LICENSE FEE	\$400.00	\$400.00
RENEWAL FEE	\$400.00	\$400.00
<b>CREMATED REMAINS DISPOSER</b>		
REGISTRATION FEE	\$100.00	\$100.00
RENEWAL FEE	\$50.00	\$50.00
<b>CREMATORY</b>		
APPLICATION/LICENSE FEE	\$400.00	\$400.00
RENEWAL FEE	\$400.00	\$400.00
<b>CREMATORY MANAGER</b>		
LICENSE FEE	\$80.00	\$100.00
CREMATORY MANAGER WRITTEN EXAMINATION FEE	\$450.00	\$500.00
<b>TOTAL INITIAL LICENSE FEE</b>	<b>\$530.00</b>	<b>\$600.00</b>
RENEWAL FEE	\$80.00	\$100.00
<b>EMBALMER</b>		
APPLICATION/ EMBALMER CALIFORNIA EXAMINATION/LICENSE FEE	\$150.00	\$150.00
RENEWAL FEE	\$100.00	\$125.00
<b>FUNERAL DIRECTOR</b>		
LICENSE FEE	\$200.00	\$200.00
FUNERAL DIRECTOR WRITTEN EXAMINATION FEE	\$100.00	\$100.00



LICENSE TYPE	ACTUAL FEE	STATUTORY LIMIT
<b>TOTAL INITIAL LICENSE FEE</b>	<b>\$300.00</b>	<b>\$300.00</b>
RENEWAL FEE	\$200.00	\$200.00
<b>FUNERAL ESTABLISHMENT</b>		
APPLICATION/LICENSE FEE	\$400.00	\$400.00
RENEWAL FEE	\$400.00	\$400.00
<b>HYDROLYSIS FACILITY</b>		
APPLICATION/LICENSE FEE	\$900.00	\$900.00
RENEWAL FEE	\$900.00	\$900.00

\* The Bureau licenses additional categories that can be found in title 16, Division 12, California Code of Regulations section 1257, title 16, Division 23, California Code of Regulations sections 2310-2324; Business and Professions Code sections 7639.04, 7651, 7653, 7672.1, 7712.2, 7721.9, 7729, 7729.2–7729.8, and 7729.10–7731.

Senate Bill 1443 authorized a fee increase for licensees of the Cemetery and Funeral Bureau. Fee amounts will be assessed at the new rates as of January 1, 2023.

## SUMMARY OF LICENSING ACTIVITY

INITIAL LICENSES/REGISTRATIONS/CERTIFICATES/PERMITS			
TYPE	APPLICATIONS RECEIVED	ISSUED	RENEWED
APPRENTICE EMBALMER CERTIFICATE OF REGISTRATION*	257	102	N/A
CEMETERY BRANCH BROKER LICENSE	4	4	64
CEMETERY BROKER/ADDITIONAL BROKER LICENSE	37	20	196
CEMETERY MANAGER LICENSE	83	17	285
CEMETERY SALESPERSON LICENSE	895	650	3,101
CERTIFICATE OF AUTHORITY TO OPERATE A CEMETERY	3	2	192
CREMATED REMAINS DISPOSER REGISTRATION	39	40	124
CREMATORY LICENSE	19	8	231
CREMATORY MANAGER LICENSE	98	36	486
EMBALMER LICENSE	62	32	1,469
FUNERAL DIRECTOR LICENSE	266	117	2,224
FUNERAL ESTABLISHMENT LICENSE	24	24	1,091
HYDROLYSIS FACILITY LICENSE	0	1	0
<b>TOTAL</b>	<b>1,787</b>	<b>1,053</b>	<b>9,463</b>

\* Pursuant to Business and Professions Code section 7664, the certificate of apprenticeship may not be renewed. Certificate expires when the holder has been issued a license as an embalmer, or six years from the date of registration, whichever occurs first.

LICENSING POPULATION BY TYPE	
TYPE	LICENSES/REGISTRATIONS/ CERTIFICATES/PERMITS*
APPRENTICE EMBALMER	353
CEMETERY BRANCH BROKER	66
CEMETERY BROKER/ADDITIONAL BROKER	228
CEMETERY MANAGER	375
CEMETERY SALESPERSON	5,093
CERTIFICATE OF AUTHORITY (CEMETERY)	194
CREMATED REMAINS DISPOSER	224
CREMATORY	230
CREMATORY MANAGER	629
EMBALMER	1,818
FUNERAL DIRECTOR	2,845
FUNERAL ESTABLISHMENT	1,101
HYDROLYSIS FACILITY	1
<b>TOTAL</b>	<b>13,157</b>

\* Licensing population by type is inclusive of both active and delinquent licenses.

RENEWAL AND CONTINUING EDUCATION (CE)	
TYPE	FREQUENCY OF RENEWAL
CEMETERY BRANCH BROKER*	EVERY YEAR
CEMETERY BROKER/ADDITIONAL BROKER*	EVERY YEAR
CEMETERY MANAGER*	EVERY YEAR
CEMETERY SALESPERSON*	EVERY YEAR
CERTIFICATE OF AUTHORITY (CEMETERY)*	EVERY YEAR
CREMATED REMAINS DISPOSER*	EVERY YEAR
CREMATORY*	EVERY YEAR
CREMATORY MANAGER*	EVERY YEAR
EMBALMER*	EVERY YEAR
FUNERAL DIRECTOR*	EVERY YEAR
FUNERAL ESTABLISHMENT*	EVERY YEAR
HYDROLYSIS FACILITY*	EVERY YEAR

\* There are no continuing education requirements for this license type.



EXAMINATION RESULTS			
EXAMINATION TITLE	% PASS	% FAIL	TOTAL NUMBER OF CANDIDATES
CEMETERY BROKER WRITTEN EXAMINATION	64	36	14
CEMETERY MANAGER WRITTEN EXAMINATION	56	44	25
CREMATORY MANAGER WRITTEN EXAMINATION	89	11	37
EMBALMER CALIFORNIA LAW EXAMINATION	95	5	45
FUNERAL DIRECTOR WRITTEN EXAMINATION	51	49	228

## SUMMARY OF ENFORCEMENT ACTIVITY

COMPLAINTS—INTAKE	
1,005	RECEIVED
0	CLOSED WITHOUT REFERRAL FOR INVESTIGATION
1,000	REFERRED FOR INVESTIGATION
8	PENDING

CONVICTION/ARREST NOTIFICATION COMPLAINTS	
4	RECEIVED
0	CLOSED WITHOUT REFERRAL FOR INVESTIGATION
4	REFERRED FOR INVESTIGATION
0	PENDING

INSPECTIONS	
1,237	CONDUCTED
54	CITATIONS ISSUED

INVESTIGATIONS	
1,004	OPENED
1,011	CLOSED
270	PENDING

ENFORCEMENT AGING—COMPLETED INTAKE AND INVESTIGATIONS	
574	UP TO 90 DAYS
255	91 TO 180 DAYS
176	181 DAYS TO 1 YEAR
6	1 TO 2 YEARS
0	2 TO 3 YEARS

ENFORCEMENT AGING—COMPLETED INTAKE AND INVESTIGATIONS	
0	OVER 3 YEARS
2	AVERAGE NUMBER OF DAYS FROM RECEIPT OF COMPLAINT TO ASSIGNMENT OF INVESTIGATOR (START OF INVESTIGATION)
86	AVERAGE NUMBER OF DAYS FOR ALL INVESTIGATION OUTCOMES (FROM START OF INVESTIGATION TO REFERRAL FOR PROSECUTION OR CASE CLOSURE WITHOUT REFERRAL FOR PROSECUTION)
90	AVERAGE NUMBER OF DAYS FROM RECEIPT OF COMPLAINT TO REFERRAL FOR PROSECUTION OR CASE CLOSURE WITHOUT REFERRAL FOR PROSECUTION

CITATIONS AND FINES	
0	ISSUED WITHOUT A FINE
192	ISSUED WITH A FINE
8	WITHDRAWN/DISMISSED/REDUCED
53	AVERAGE NUMBER OF DAYS TO ISSUE A CITATION AND FINE (FROM COMPLAINT RECEIPT/INSPECTION CONDUCTED TO CITATION ISSUED)

TOTAL AMOUNT OF FINES	
\$138,302.00	ASSESSED
\$3,701.00	WITHDRAWN/DISMISSED/REDUCED
\$94,752.10	COLLECTED

CRIMINAL/CIVIL ACTIONS	
0	REFERRALS FOR CRIMINAL/CIVIL ACTION
0	CRIMINAL ACTIONS FILED
0	CIVIL ACTIONS FILED

OFFICE OF THE ATTORNEY GENERAL/DISCIPLINARY ACTIONS	
13	CASES OPENED/INITIATED
5	CASES CLOSED
14	CASES PENDING

FORMAL ACTIONS FILED/WITHDRAWN/DISMISSED	
0	STATEMENT OF ISSUES FILED
9	ACCUSATIONS FILED
0	RESTRAINING/RESTRICTION/SUSPENSION ORDERS GRANTED
0	STATEMENT OF ISSUES WITHDRAWN/DISMISSED
1	ACCUSATIONS WITHDRAWN/DISMISSED
477	AVERAGE NUMBER OF DAYS FROM CLOSURE OF INVESTIGATION TO IMPOSING FORMAL DISCIPLINE



ADMINISTRATIVE OUTCOMES/FINAL ORDERS	
2	LICENSE APPLICATIONS DENIED
6	REVOCATION
0	SURRENDER OF LICENSE
0	PROBATION WITH SUSPENSION
0	SUSPENSION ONLY
3	PROBATION ONLY
0	PUBLIC REPRIMAND/PUBLIC REPROVAL/PUBLIC LETTER OF REPRIMAND
0	OTHER DECISIONS
11	TOTAL

ENFORCEMENT AGING—COMPLETED ATTORNEY GENERAL CASES	
1	UP TO 1 YEAR
2	1 TO 2 YEARS
2	2 TO 3 YEARS
0	OVER 3 YEARS
587	AVERAGE NUMBER OF DAYS TO IMPOSE DISCIPLINE

PROBATION	
1	PROBATIONS COMPLETED
13	PROBATIONERS PENDING (CLOSE OF FISCAL YEAR)

SUBSEQUENT DISCIPLINE	
0	PROBATIONS REVOKED
0	PROBATIONER'S LICENSE SURRENDERED
0	ADDITIONAL PROBATION ONLY
0	SUSPENSION ONLY ADDED
0	OTHER CONDITIONS ADDED ONLY
0	OTHER PROBATION OUTCOME

PETITION FOR MODIFICATION OR TERMINATION OF PROBATION	
0	GRANTED
0	DENIED

PETITION FOR REINSTATEMENT OF REVOKED LICENSE/REGISTRATION/CERTIFICATION	
0	GRANTED
0	DENIED

COST RECOVERY	
\$50,727.80	ORDERED
\$67,284.81	COLLECTED

RESTITUTION TO CONSUMERS/REFUNDS/SAVINGS	
\$0.00	RESTITUTION ORDERED
\$56,391.26	AMOUNT REFUNDED
\$0.00	REWORK AT NO CHARGE
\$642.00	ADJUSTMENTS/RETURNS/EXCHANGES
\$57,033.26	TOTAL SAVINGS ACHIEVED FOR CONSUMERS





# BOARD OF CHIROPRACTIC EXAMINERS

Licenses and regulates chiropractors. Registers and certifies chiropractic corporations, referral services, and satellite offices.

[www.chiro.ca.gov](http://www.chiro.ca.gov)

**Staff:** 17.8 civil servant positions, 1 exempt

**Licenses, Registrations, Certificates, and Permits:** 18,131

**Board Membership:** 2 public representatives, 5 licensees

**Board Leadership:**

Kristin Walker

*Executive Officer*

[kristin.walker@dca.ca.gov](mailto:kristin.walker@dca.ca.gov)

**Laws and Regulations:**

Chiropractic Initiative Act of California, Business and Professions Code §§ 1000–1058

California Code of Regulations, Division 4, title 16, §§ 301–390.6

**Sunset Review:**

Last review: 2022 | Next review: 2026

## BOARD HIGHLIGHTS

### RECIPROCITY

The Board does not have reciprocity.

### ACCOMPLISHMENTS

#### Sunset Review

The Board submitted its *2021 Sunset Review Report* to the Assembly Committee on Business and Professions and the Senate Committee on Business, Professions, and Economic Development in January 2022. Board Chair David Paris, D.C., and acting Executive Officer Kristin Walker represented the Board at the oversight hearing that was held in March 2022.

In addition to addressing the issues raised by the committees, the Board presented a proposal to restore long-term stability for the Board's fund while reducing the initial cost of licensure by realigning its fees with the costs of providing services. The Board also presented a proposal to significantly strengthen consumer protection by ensuring patients are properly notified of a licensee's probationary status and disciplinary history prior to receiving chiropractic care.

#### Board Leadership

The Board appointed Kristin Walker as the new executive officer effective May 23, 2022. She had served as the Board's acting executive officer following the retirement of the former executive officer, Robert Puleo, in December 2021, and previously held the roles of assistant executive officer and enforcement manager.



## Technological Advancements

The Board continued to collaborate with DCA's Office of Information Services and the Acupuncture Board; the Board for Professional Engineers, Land Surveyors, and Geologists; and the Bureau for Private Postsecondary Education on the development and implementation of a modern application, licensing, and enforcement system known as Connect.

In July 2021, the Board launched a new online complaint form for the public to file complaints directly with the Board and receive instant confirmation of receipt. The Board also transitioned all new complaints and investigations to the Connect system to streamline the intake and investigation process. Through an additional software release in November 2021, the Board added its remaining enforcement processes—cite and fine, formal discipline, and probation monitoring—to the system. Future phases in 2022–23 will implement additional functionality for the Board, consumers, applicants, and licensees.

## Strategic Plan

The Board worked with DCA SOLID Training and Planning Solutions on preliminary activities for the development of the Board's 2022–2026 Strategic Plan. In March 2022, the Board distributed a survey to its external stakeholders to gather important input and perspectives about the Board's performance and environment. In addition, SOLID conducted staff focus groups and interviewed Board members and leadership to help shape the framework and agenda for the Board's strategic planning session. SOLID compiled and analyzed the results of the survey, focus groups, and interviews and prepared an environmental scan document to assist the Board in identifying and developing objectives for its next strategic plan, which is scheduled for adoption in fall 2022.

## Updates to Enforcement

The Board's Enforcement Unit began a project with DCA's Organizational Improvement Office to evaluate the Board's complaint intake, desk investigation, and field investigation processes and to identify strategies that will improve productivity, reduce investigation time frames, and provide excellent customer service to those involved in the consumer complaint process. The Board expects to fully implement the recommendations throughout fiscal year 2022–23.

## NEW LEGISLATION

**SB 1434 (Roth, Chapter 623, Statutes of 2022)** is the sunset bill for the Board. This bill extends the Sunset date for the Board until January 1, 2027. This bill also, among other things, makes significant changes to the Board's fee schedule and requires the Board to submit a fee structure report to the Legislature as a part of its next sunset review, and removes specified exemptions from the requirement for licensees to disclose their probationary status to patients.

## LICENSE REQUIREMENTS\*

LICENSE REQUIREMENTS	Y/N
CONTINUING EDUCATION/COMPETENCY	Y
DEGREE/PROFESSIONAL SCHOOLING	Y
EXAMINATION	Y
FINGERPRINT REQUIREMENT	Y
QUALIFYING EXPERIENCE (MAY INCLUDE EDUCATION)	N

\* Applicable to specific license types. Refer to the laws and regulations for details.

## FEES\*

LICENSE TYPE	ACTUAL FEE	STATUTORY LIMIT
<b>CHIROPRACTIC CORPORATION</b>		
CORPORATION REGISTRATION APPLICATION	\$186.00	\$186.00
CORPORATION SPECIAL REPORT FILING	\$31.00	\$31.00
CORPORATION RENEWAL FILING	\$31.00	\$31.00
CORPORATION DUPLICATE CERTIFICATE	\$50.00	\$50.00
<b>CONTINUING EDUCATION PROVIDERS</b>		
CONTINUING EDUCATION PROVIDER RENEWAL	\$56.00	\$56.00
CONTINUING EDUCATION PROVIDER APPLICATION	\$84.00	\$84.00
CONTINUING EDUCATION COURSE APPLICATION	\$56.00	\$56.00
<b>DOCTOR OF CHIROPRACTIC</b>		
INITIAL LICENSE	\$186.00	\$186.00
LICENSE APPLICATION FEE	\$371.00	\$371.00
LICENSE CERTIFICATION/OUT-OF-STATE LICENSE VERIFICATION	\$124.00	\$124.00
LICENSE RENEWAL	\$313.00	\$313.00
LICENSE REPLACEMENT	\$50.00	\$50.00
PETITION FOR EARLY TERMINATION OF PROBATION OR REDUCTION OF PENALTY	\$371.00	\$371.00
PETITION FOR REINSTATEMENT OF REVOKED LICENSE	\$371.00	\$371.00



LICENSE TYPE	ACTUAL FEE	STATUTORY LIMIT
PRECEPTOR	\$31.00	\$31.00
RECIPROCAL LICENSE APPLICATION	\$371.00	\$371.00
REFERRAL SERVICES		
REFERRAL SERVICES APPLICATION	\$557.00	\$557.00
RESTORATION OF LICENSE	\$626.00	\$626.00
SATELLITE OFFICES		
SATELLITE CERTIFICATE APPLICATION	\$62.00	\$62.00
SATELLITE CERTIFICATE RENEWAL	\$31.00	\$31.00
SATELLITE CERTIFICATE REPLACEMENT	\$50.00	\$50.00

\* Additional fees may be required. Refer to the laws and regulations for details. There is no statutory limit on the Board's fees.

Senate Bill 1434 authorized a new fee schedule for licensees of the Board of Chiropractic Examiners. Fee amounts will be assessed at the new rates as of January 1, 2023.

## SUMMARY OF LICENSING ACTIVITY

INITIAL LICENSES/REGISTRATIONS/CERTIFICATES/PERMITS			
TYPE	APPLICATIONS RECEIVED	ISSUED	RENEWED
CHIROPRACTIC CORPORATION CERTIFICATE	129	102	1,245
DOCTOR OF CHIROPRACTIC LICENSE	362	332	11,714*
REFERRAL SERVICES REGISTRATION**	0	0	N/A
SATELLITE OFFICES (BCE) CERTIFICATE	1,479	1,270	3,141
<b>TOTAL</b>	<b>1,970</b>	<b>1,704</b>	<b>16,100</b>

\* The number from the prior fiscal year was lower than normal due to the pandemic.

\*\* Referral Services do not require renewal.

LICENSING POPULATION BY TYPE	
TYPE	LICENSES/REGISTRATIONS/CERTIFICATES/PERMITS
CHIROPRACTIC CORPORATION	1,357
DOCTOR OF CHIROPRACTIC	12,353
REFERRAL SERVICES	31
SATELLITE OFFICES (BCE)	4,390
<b>TOTAL</b>	<b>18,131</b>

RENEWAL AND CONTINUING EDUCATION (CE)		
TYPE	FREQUENCY OF RENEWAL	NUMBER OF CE HOURS REQUIRED EACH CYCLE
CHIROPRACTIC CORPORATION	EVERY YEAR	N/A
DOCTOR OF CHIROPRACTIC	EVERY YEAR	24
REFERRAL SERVICES	EVERY YEAR	N/A

RENEWAL AND CONTINUING EDUCATION (CE)		
TYPE	FREQUENCY OF RENEWAL	NUMBER OF CE HOURS REQUIRED EACH CYCLE
SATELLITE OFFICES (BCE)	EVERY YEAR	N/A

EXAMINATION RESULTS			
EXAMINATION TITLE	% PASS	% FAIL	TOTAL NUMBER OF CANDIDATES
CALIFORNIA CHIROPRACTIC LAW EXAMINATION	77	23	379

## SUMMARY OF ENFORCEMENT ACTIVITY

COMPLAINTS—INTAKE	
456	RECEIVED
36	CLOSED WITHOUT REFERRAL FOR INVESTIGATION
417	REFERRED FOR INVESTIGATION
5	PENDING

CONVICTION/ARREST NOTIFICATION COMPLAINTS	
51	RECEIVED
0	CLOSED WITHOUT REFERRAL FOR INVESTIGATION
51	REFERRED FOR INVESTIGATION
0	PENDING

INVESTIGATIONS	
468	OPENED
577	CLOSED
355	PENDING

ENFORCEMENT AGING—COMPLETED INTAKE AND INVESTIGATIONS	
152	UP TO 90 DAYS
73	91 TO 180 DAYS
99	181 DAYS TO 1 YEAR
146	1 TO 2 YEARS
85	2 TO 3 YEARS
22	OVER 3 YEARS
9	AVERAGE NUMBER OF DAYS FROM RECEIPT OF COMPLAINT TO ASSIGNMENT OF INVESTIGATOR (START OF INVESTIGATION)
378	AVERAGE NUMBER OF DAYS FOR ALL INVESTIGATION OUTCOMES (FROM START OF INVESTIGATION TO REFERRAL FOR PROSECUTION OR CASE CLOSURE WITHOUT REFERRAL FOR PROSECUTION)
387	AVERAGE NUMBER OF DAYS FROM RECEIPT OF COMPLAINT TO REFERRAL FOR PROSECUTION OR CASE CLOSURE WITHOUT REFERRAL FOR PROSECUTION



CITATIONS AND FINES	
0	ISSUED WITHOUT A FINE
37	ISSUED WITH A FINE
8	WITHDRAWN/DISMISSED/REDUCED
816	AVERAGE NUMBER OF DAYS TO ISSUE A CITATION AND FINE (FROM COMPLAINT RECEIPT/INSPECTION CONDUCTED TO CITATION ISSUED)

TOTAL AMOUNT OF FINES	
\$58,500.00	ASSESSED
\$12,000.00	WITHDRAWN/DISMISSED/REDUCED
\$37,126.00	COLLECTED

CRIMINAL/CIVIL ACTIONS	
0	REFERRALS FOR CRIMINAL/CIVIL ACTION
0	CRIMINAL ACTIONS FILED
0	CIVIL ACTIONS FILED

OFFICE OF THE ATTORNEY GENERAL/DISCIPLINARY ACTIONS	
58	CASES OPENED/INITIATED
48	CASES CLOSED
107	CASES PENDING

FORMAL ACTIONS FILED/WITHDRAWN/DISMISSED	
0	STATEMENT OF ISSUES FILED
53	ACCUSATIONS FILED
2	RESTRAINING/RESTRICTION/SUSPENSION ORDERS GRANTED
0	STATEMENT OF ISSUES WITHDRAWN/DISMISSED
4	ACCUSATIONS WITHDRAWN/DISMISSED
467	AVERAGE NUMBER OF DAYS FROM CLOSURE OF INVESTIGATION TO IMPOSING FORMAL DISCIPLINE

ADMINISTRATIVE OUTCOMES/FINAL ORDERS	
0	LICENSE APPLICATIONS DENIED
14	REVOCATION
13	SURRENDER OF LICENSE
0	PROBATION WITH SUSPENSION
0	SUSPENSION ONLY

ADMINISTRATIVE OUTCOMES/FINAL ORDERS	
13	PROBATION ONLY
1	PUBLIC REPRIMAND/PUBLIC REPROVAL/PUBLIC LETTER OF REPRIMAND
7	OTHER DECISIONS
48	TOTAL

ENFORCEMENT AGING—COMPLETED ATTORNEY GENERAL CASES	
5	UP TO 1 YEAR
7	1 TO 2 YEARS
19	2 TO 3 YEARS
17	OVER 3 YEARS
965	AVERAGE NUMBER OF DAYS TO IMPOSE DISCIPLINE

PROBATION	
9	PROBATIONS COMPLETED
64	PROBATIONERS PENDING (CLOSE OF FISCAL YEAR)

SUBSEQUENT DISCIPLINE	
1	PROBATIONS REVOKED
2	PROBATIONER'S LICENSE SURRENDERED
0	ADDITIONAL PROBATION ONLY
0	SUSPENSION ONLY ADDED
0	OTHER CONDITIONS ADDED ONLY
1	OTHER PROBATION OUTCOME

PETITION FOR MODIFICATION OR TERMINATION OF PROBATION	
0	GRANTED
4	DENIED

PETITION FOR REINSTATEMENT OF REVOKED LICENSE/REGISTRATION/CERTIFICATION	
1	GRANTED
7	DENIED

COST RECOVERY	
\$410,494.00	ORDERED
\$73,491.00	COLLECTED



# CONTRACTORS STATE LICENSE BOARD

Licenses and regulates contractors in  
45 classifications.

[www.cslb.ca.gov](http://www.cslb.ca.gov)

**Staff:** 424 civil servant positions, 1 exempt

**Licenses, Registrations, Certificates,  
and Permits:** 315,204

**Board Membership:** 7 public members, 5 contractor  
members, 1 senior citizen member, 1 building official  
member, 1 labor member

**Board Leadership:**

David Fogt  
*Registrar*

[david.fogt@cslb.ca.gov](mailto:david.fogt@cslb.ca.gov)

Michael Jamnetski

*Chief Deputy Registrar*

[michael.jamnetski@cslb.ca.gov](mailto:michael.jamnetski@cslb.ca.gov)

**Laws and Regulations:**

Business and Professions Code §§ 7000–7199.7

California Code of Regulations, Division 8, title 16,  
§§ 810–890

**Sunset Review:**

Last review: 2019 | Next review: 2024

## BOARD HIGHLIGHTS

### RECIPROCITY

Pursuant to Business and Profession Code section 7065.4, the Board has reciprocity agreements in place with Arizona, Louisiana, and Nevada. The following reciprocity requirements are the same for these states:

- The contractor must be applying for a license in a classification that appears on that state's Reciprocal Classifications List.
- The contractor must have held an active license in good standing in one of the reciprocal states for the previous five years.
- The contractor must submit to the Board the Request for Verification of License form that is completed by the licensing entity under which he or she is already licensed.
- The contractor must complete the Application for Original Contractor's License.
- The Certification of Work Experience form 13A-11 must be used to report and confirm the journey-level work experience for the previous five years.

If the Board grants reciprocity to a contractor, it can waive the trade portion of the examination (the contractor still must take the business law examination section); however, the Board retains the right to require the examination.





## ACCOMPLISHMENTS

### Consumer Protection

The Board administered the \$5 million Solar Energy System Restitution Program established by Assembly Bill 137 (Committee on Budget, Chapter 77, Statutes of 2021). The program provides funding for consumers financially harmed by a solar contractor. Staff extensively publicized the fund and partnered with the Dolores Huerta Foundation to host a bilingual webinar to inform and assist qualifying consumers about how to file a claim. In fiscal year 2021–22, 266 claims were received and over \$1.2 million in restitution was approved for payment to claimants under the program.

The Board joined other state and local agencies at nine local assistance centers throughout California to offer recovery assistance and information to property owners affected by wildfires. The Board also addressed unlicensed activity in wildfire zones by conducting sweeps and undercover sting operations to enforce license requirements and discourage unlicensed activity.

### Communications and Outreach

The Board's Public Affairs Office produced or coproduced 31 livestreams and 14 consumer and licensee educational videos, which collectively received 78,300 views on YouTube. The Board received nearly 295,000 views of posts on Facebook, Twitter, Instagram, YouTube, LinkedIn, and Flickr. Staff also conducted 27 virtual consumer protection events and Senior Scam Stopper presentations for over 1,000 people in legislative districts throughout California. These seminars were conducted with other state agencies, local law enforcement, and community-based organizations.

### Updates to Licensing

The Board transferred the full administration of its license examinations to PSI Exams. This transfer benefits examinees by expanding the number of examination locations throughout California, increasing testing and customer service hours, and providing Saturday and evening availability.

The Board assisted military veterans seeking licensure by referring such individuals to specially trained staff to review transferable military training and experience and expedited processing for 915 applications meeting these criteria.

The Board also enhanced the Online Renewal Program to include all single qualifier licensees. The feature allows 95% of all licensed contractors to process their renewals in real time.

In 2021–22, the Board distributed nearly \$175,000.00 in construction management education grants to construction management programs at four California universities.

### Updates to Enforcement

The Board helped consumers recover over \$50 million in ordered restitution through its enforcement actions in 2021–22. Staff initiated 18,798 investigations, settled 2,658 cases, issued 463 letters of admonishment, and took 2,850 legal actions. The Statewide Investigative Fraud Team (SWIFT) responded to 996 leads. SWIFT conducted 17 sting operations and 337 sweep days, which led to the issuance of 137 notices to appear in criminal court. SWIFT also issued 319 stop orders to uninsured employers. In total, 729 cases resulted in administrative action, 390 were referred to district attorney offices for criminal prosecution, and 1,386 advisory notices were issued for illegal advertising and technical violations. The Board conducted 360 informal citation conferences to reach mutual agreements between respondents while avoiding the time, inconvenience, and expense of a formal administrative hearing.

### Strategic Plan

In June 2022, the Board approved its 2022–24 Strategic Plan. Board members and staff are working toward the following goals:

Ensure all applicants and licensees meet minimum qualifications to provide construction services; reduce, eliminate, or prevent unlicensed activity and unprofessional conduct that pose a threat to public health, safety, and welfare; pursue statutes, regulations, policies, and procedures to strengthen and support Board operations; educate consumers about making informed choices related to construction services, and provide information to licensed contractors so they can improve their awareness of contracting laws and technical, management, and service skills; and enhance organizational effectiveness and improve the quality of service in all programs.

## NEW LEGISLATION

**SB 216 (Dodd, Chapter 978, Statutes of 2022)** will require contractors who possess a C-8, C-20, C-22, or D-49 license to hold valid workers' compensation insurance from July 1, 2023, until January 1, 2026. Additionally, this bill will require that by January 1, 2026, all contractors, except for joint ventures without employees, hold valid workers' compensation insurance, whether or not they have employees.





**AB 1747 (Quirk, Chapter 757, Statutes of 2022)** will raise the civil penalty for a licensee of the Board, from \$5,000.00 per violation to no more than \$30,000.00 per violation, for willful or deliberate disregard of any state or local building laws related to the issuance of building permits and a number of other health and safety violations.

**AB 2105 (Smith, Chapter 156, Statutes of 2022)** will require the Board to grant a 50% fee reduction of an initial license fee or registration fee for an applicant who has provided specified documentation to the Board that they served as an active-duty member of the U.S. armed forces, including the National Guard or Reserve components, and they were not dishonorably discharged.

**AB 2374 (Bauer-Kahan, Chapter 784, Statutes of 2022)** will increase the maximum fines for illegal dumping by persons employing more than 10 full-time employees and require that person to pay for the cost of removing the waste if they are convicted. This bill will also require the courts to notify the licensing or permitting entity under the jurisdiction of DCA when a licensee was convicted of illegal dumping, and the entity must post the conviction on the public profile for that licensee on their website.

**AB 2916 (McCarty, Chapter 293, Statutes of 2022)** will allow the Board to disclose a letter of admonishment issued to a licensee for a period of either one or two years, instead of only one, as specified.

**SB 1076 (Archuleta, Chapter 507, Statutes of 2022)** will require the Department of Public Health to review and revise regulations governing lead-related construction work, including training and certification for workers and accreditation for trainers in lead-safe work practices, to comply with existing state regulations and the U.S. Environmental Protection Agency's Lead Renovation, Repair, and Painting Rule. This bill will also require the Department of Public Health to provide the Board with educational and outreach materials, and for the Board to make the materials available to contractors and consumers on its website.

## LICENSE REQUIREMENTS\*

LICENSE REQUIREMENTS	Y/N
CONTINUING EDUCATION/COMPETENCY	N
DEGREE/PROFESSIONAL SCHOOLING	N
EXAMINATION	Y
FINGERPRINT REQUIREMENT	Y
QUALIFYING EXPERIENCE (MAY INCLUDE EDUCATION)	Y

\* Applicable to specific license types. Refer to the laws and regulations for details.

## FEES\*

LICENSE TYPE	ACTUAL FEE	STATUTORY LIMIT
<b>CONTRACTOR'S LICENSE</b>		
APPLICATION FEE (INCLUDES EXAM FEE)	\$450.00	\$563.00
<b>INITIAL LICENSE FEE (BASED ON ENTITY TYPE)</b>		
SOLE OWNER	\$200.00	\$250.00
NON-SOLE OWNER	\$350.00	\$438.00
<b>TOTAL INITIAL LICENSE FEE (SOLE OWNER)</b>	<b>\$650.00</b>	<b>\$813.00</b>
<b>TOTAL INITIAL LICENSE FEE (NON-SOLE OWNER)</b>	<b>\$800.00</b>	<b>\$1,001.00</b>
RENEWAL LICENSE FEE (SOLE OWNER)	\$450.00	\$563.00
RENEWAL LICENSE FEE (NON-SOLE OWNER)	\$700.00	\$875.00
ADDITIONAL CLASSIFICATION FEE (ORIGINAL LICENSE)	\$150.00	\$188.00
ADDITIONAL CLASSIFICATION FEE (EXISTING LICENSE)	\$230.00	\$288.00
<b>HOME IMPROVEMENT SALESPERSON REGISTRATION</b>		
INITIAL REGISTRATION FEE	\$200.00	\$250.00
RENEWAL REGISTRATION FEE	\$200.00	\$250.00

\* Additional fees may be required. Refer to the laws and regulations for details.

## SUMMARY OF LICENSING ACTIVITY

<b>INITIAL LICENSES/REGISTRATIONS/CERTIFICATES/PERMITS</b>			
TYPE	APPLICATIONS RECEIVED	ISSUED	RENEWED
HOME IMPROVEMENT SALESPERSON REGISTRATION	11,707	7,113	6,279
ORIGINAL CONTRACTOR'S LICENSE	24,712	18,290	116,856
<b>TOTAL</b>	<b>36,419</b>	<b>25,403*</b>	<b>123,135</b>

\* There was an increase in contractor's licenses issued as a result of increased testing. During the pandemic, exams were shut down.



LICENSING POPULATION BY TYPE	
TYPE	LICENSES/REGISTRATIONS/ CERTIFICATES/PERMITS
HOME IMPROVEMENT SALESPERSON	25,221
ORIGINAL CONTRACTOR	289,983
<b>TOTAL</b>	<b>315,204</b>

RENEWAL AND CONTINUING EDUCATION (CE)	
TYPE	FREQUENCY OF RENEWAL
HOME IMPROVEMENT SALESPERSON*	EVERY 2 YEARS
ORIGINAL CONTRACTOR*	EVERY 2 YEARS

\* There are no continuing education requirements for this license type.

EXAMINATION RESULTS			
EXAMINATION TITLE	% PASS	% FAIL	TOTAL NUMBER OF CANDIDATES
LAW AND BUSINESS EXAMINATION	54	46	25,061
ASBESTOS CERTIFICATION (ASB) EXAMINATION	39	61	33
HAZARDOUS SUBSTANCE REMOVAL (HAZ) EXAMINATION	51	49	97
(A) GENERAL ENGINEERING EXAMINATION	52	48	1,066
(B) GENERAL BUILDING EXAMINATION	41	59	10,642
(B-2) RESIDENTIAL REMODELING EXAMINATION*	44	56	421
(C-2) INSULATION AND ACOUSTICAL EXAMINATION	24	76	189
(C-4) BOILER, HOT-WATER HEATING AND STEAM FITTING EXAMINATION	67	33	42
(C-5) FRAMING AND ROUGH CARPENTRY EXAMINATION	52	48	203
(C-6) CABINET, MILLWORK AND FINISH CARPENTRY EXAMINATION	44	56	503
(C-7) LOW VOLTAGE SYSTEMS EXAMINATION	49	51	498
(C-8) CONCRETE EXAMINATION	42	58	945
(C-9) DRYWALL EXAMINATION	36	64	602
(C-10) ELECTRICAL EXAMINATION	46	54	3,169
(C-11) ELEVATOR EXAMINATION	33	67	24
(C-12) EARTHWORK AND PAVING EXAMINATION	42	58	235
(C-13) FENCING EXAMINATION	39	61	275
(C-15) FLOORING AND FLOOR COVERING EXAMINATION	46	54	787
(C-16) FIRE PROTECTION EXAMINATION	32	68	266

EXAMINATION RESULTS			
EXAMINATION TITLE	% PASS	% FAIL	TOTAL NUMBER OF CANDIDATES
(C-17) GLAZING EXAMINATION	34	66	419
(C-20) WARM-AIR HEATING, VENTILATING AND AIR CONDITIONING EXAMINATION	43	57	1,865
(C-21) BUILDING MOVING AND DEMOLITION EXAMINATION	37	63	188
(C-22) ASBESTOS ABATEMENT EXAMINATION	74	26	23
(C-23) ORNAMENTAL METAL EXAMINATION	45	55	108
(C-27) LANDSCAPING EXAMINATION	34	66	1,946
(C-28) LOCK AND SECURITY EQUIPMENT EXAMINATION	31	69	49
(C-29) MASONRY EXAMINATION	39	61	196
(C-31) CONSTRUCTION ZONE TRAFFIC CONTROL EXAMINATION	46	54	61
(C-32) PARKING AND HIGHWAY IMPROVEMENT EXAMINATION	46	54	48
(C-33) PAINTING AND DECORATING EXAMINATION	35	65	2,668
(C-34) PIPELINE EXAMINATION	44	56	62
(C-35) LATHING AND PLASTERING EXAMINATION	33	67	256
(C-36) PLUMBING EXAMINATION	48	52	1,905
(C-38) REFRIGERATION EXAMINATION	47	53	151
(C-39) ROOFING EXAMINATION	38	62	1,051
(C-42) SANITATION SYSTEM EXAMINATION	60	40	63
(C-43) SHEET METAL EXAMINATION	63	37	81
(C-45) SIGN EXAMINATION	62	38	55
(C-46) SOLAR EXAMINATION	36	64	157
(C-47) GENERAL MANUFACTURED HOUSING EXAMINATION	22	78	49
(C-50) REINFORCING STEEL EXAMINATION	48	52	46
(C-51) STRUCTURAL STEEL EXAMINATION	49	51	164
(C-53) SWIMMING POOL EXAMINATION	40	60	393
(C-54) CERAMIC AND MOSAIC TILE EXAMINATION	39	61	764
(C-55) WATER CONDITIONING EXAMINATION	29	71	34
(C-57) WELL DRILLING EXAMINATION	36	64	69
(C-60) WELDING EXAMINATION	60	40	149

\* This is a new examination that was offered.



## SUMMARY OF ENFORCEMENT ACTIVITY

COMPLAINTS—INTAKE	
18,288	RECEIVED
360	CLOSED WITHOUT REFERRAL FOR INVESTIGATION
17,928	REFERRED FOR INVESTIGATION
2,074	PENDING

CONVICTION/ARREST NOTIFICATION COMPLAINTS	
870	RECEIVED
N/A	CLOSED WITHOUT REFERRAL FOR INVESTIGATION
870	REFERRED FOR INVESTIGATION
226	PENDING

INVESTIGATIONS	
18,798	OPENED
19,397	CLOSED
3,447	PENDING

ENFORCEMENT AGING—COMPLETED INTAKE AND INVESTIGATIONS	
13,190	UP TO 90 DAYS
2,663	91 TO 180 DAYS
3,192	181 DAYS TO 1 YEAR
341	1 TO 2 YEARS
10	2 TO 3 YEARS
1	OVER 3 YEARS
2	AVERAGE NUMBER OF DAYS FROM RECEIPT OF COMPLAINT TO ASSIGNMENT OF INVESTIGATOR (START OF INVESTIGATION)
80	AVERAGE NUMBER OF DAYS FOR ALL INVESTIGATION OUTCOMES (FROM START OF INVESTIGATION TO REFERRAL FOR PROSECUTION OR CASE CLOSURE WITHOUT REFERRAL FOR PROSECUTION)
110	AVERAGE NUMBER OF DAYS FROM RECEIPT OF COMPLAINT TO REFERRAL FOR PROSECUTION OR CASE CLOSURE WITHOUT REFERRAL FOR PROSECUTION

CITATIONS AND FINES	
0	ISSUED WITHOUT A FINE
1,536	ISSUED WITH A FINE
39	WITHDRAWN/DISMISSED/REDUCED
200	AVERAGE NUMBER OF DAYS TO ISSUE A CITATION AND FINE (FROM COMPLAINT RECEIPT/INSPECTION CONDUCTED TO CITATION ISSUED)

TOTAL AMOUNT OF FINES	
\$4,292,750.00	ASSESSED
\$549,530.00	WITHDRAWN/DISMISSED/REDUCED
\$1,871,545.00	COLLECTED

CRIMINAL/CIVIL ACTIONS	
895	REFERRALS FOR CRIMINAL/CIVIL ACTION
N/A*	CRIMINAL ACTIONS FILED
N/A	CIVIL ACTIONS FILED

\* The Board does not track criminal filings after referral.

OFFICE OF THE ATTORNEY GENERAL/DISCIPLINARY ACTIONS	
331	CASES OPENED/INITIATED
237	CASES CLOSED
331	CASES PENDING

FORMAL ACTIONS FILED/WITHDRAWN/DISMISSED	
8	STATEMENT OF ISSUES FILED
204	ACCUSATIONS FILED
0	RESTRAINING/RESTRICTION/SUSPENSION ORDERS GRANTED
1	STATEMENT OF ISSUES WITHDRAWN/DISMISSED
13	ACCUSATIONS WITHDRAWN/DISMISSED
465	AVERAGE NUMBER OF DAYS FROM CLOSURE OF INVESTIGATION TO IMPOSING FORMAL DISCIPLINE

ADMINISTRATIVE OUTCOMES/FINAL ORDERS	
7	LICENSE APPLICATIONS DENIED
203	REVOCATION
0	SURRENDER OF LICENSE
0	PROBATION WITH SUSPENSION
1	SUSPENSION ONLY
93	PROBATION ONLY
3	PUBLIC REPRIMAND/PUBLIC REPROVAL/PUBLIC LETTER OF REPRIMAND
52	OTHER DECISIONS
<b>359</b>	<b>TOTAL</b>

ENFORCEMENT AGING—COMPLETED ATTORNEY GENERAL CASES	
175	UP TO 1 YEAR
42	1 TO 2 YEARS
19	2 TO 3 YEARS
1	OVER 3 YEARS
729	AVERAGE NUMBER OF DAYS TO IMPOSE DISCIPLINE



PROBATION	
52	PROBATIONS COMPLETED
272	PROBATIONERS PENDING (CLOSE OF FISCAL YEAR)

SUBSEQUENT DISCIPLINE	
18	PROBATIONS REVOKED
N/A*	PROBATIONER'S LICENSE SURRENDERED
0	ADDITIONAL PROBATION ONLY
N/A*	SUSPENSION ONLY ADDED
N/A	OTHER CONDITIONS ADDED ONLY
N/A	OTHER PROBATION OUTCOME

\* The Board does not allow surrendered licenses or suspend probationers.

PETITION FOR MODIFICATION OR TERMINATION OF PROBATION	
0	GRANTED
0	DENIED

COST RECOVERY	
\$2,073,780.00	ORDERED
\$924,701.00	COLLECTED

RESTITUTION TO CONSUMERS/REFUNDS/SAVINGS	
\$22,949,539.00	RESTITUTION ORDERED
\$44,734,367.00	AMOUNT REFUNDED
\$1,220,150.00	REWORK AT NO CHARGE
N/A	ADJUSTMENTS/RETURNS/EXCHANGES
<b>\$68,904,056.00</b>	<b>TOTAL SAVINGS ACHIEVED FOR CONSUMERS</b>



**COURT REPORTERS BOARD**  
OF CALIFORNIA

# COURT REPORTERS BOARD OF CALIFORNIA

Licenses and regulates certified shorthand reporters, also known as court reporters, and oversees California's schools of court reporting. Also manages the Transcript Reimbursement Fund, which reimburses costs of transcripts for low-income litigants.

[www.courtreportersboard.ca.gov](http://www.courtreportersboard.ca.gov)

**Staff:** 3.5 civil servant positions, 1 exempt

**Licenses, Registrations, Certificates, and Permits:** 5,703

**Board Membership:** 3 public representatives, 2 licensees

**Board Leadership:**

Yvonne K. Fenner

*Executive Officer*

[yvonne.fenner@dca.ca.gov](mailto:yvonne.fenner@dca.ca.gov)

**Laws and Regulations:**

Business and Professions Code §§ 8000–8047

California Code of Regulations, Division 24, title 16, §§ 2400–2481

**Sunset Review:**

Last review: 2019 | Next review: 2024

## BOARD HIGHLIGHTS

### RECIPROCITY

The Board does not have reciprocity.

### ACCOMPLISHMENTS

#### Consumer Protection

On January 1, 2022, per Senate Bill 241 (Umberg, Chapter 214, Statutes of 2021), the Board was authorized and directed by the governor and the Legislature to register noncertified shorthand reporter (CSR)-owned firms that offer court reporting services in California. The Board updated its databases and worked with the Legislature and stakeholders to clarify the law. The clarifications were set out in the budget trailer bill, allowing the Board to post applications for registration of mandatory non-CSR-owned firm registration as well as voluntary CSR-owned firm registration.

#### Technological Advancements

In early 2022, the Board applied for and was granted funds from the Technology Modernization Fund (TMF), which is administered by the California Department of Technology (CDT). Once agreements are signed between CDT and DCA, work will begin to obtain a vendor and begin the licensing and examination databases.

#### Communications and Outreach

In furtherance of the Board's strategic plan, in February and March 2022, the Board held seminars to educate licensees on the role of the Board and answer questions about the implementation of firm registration.



## NEW LEGISLATION

**AB 156 (Committee on Budget, Chapter 569, Statutes of 2022)**, among other things, allows the Board to license individuals practicing shorthand reporting by means of voice writing. The Board must indicate the methodology used to meet examination requirements on licenses, though they must treat licensees equally regardless of the method of qualification. This bill also increases title protection by adding additional words and phrases associated with licensure.

**SB 189 (Committee on Budget and Fiscal Review, Chapter 48, Statutes of 2022)**, among other things, allows for the registration of all shorthand reporting firms, not just corporations, and specifies that the initial annual fee for registration is \$500.00 until January 1, 2025. After that date, the fee must be the lesser of \$500.00 or the cost of administering the registration. The Board may adopt emergency regulations to implement this bill.

## LICENSE REQUIREMENTS

LICENSE REQUIREMENTS	Y/N
CONTINUING EDUCATION/COMPETENCY	N
DEGREE/PROFESSIONAL SCHOOLING	Y
EXAMINATION	Y
FINGERPRINT REQUIREMENT	Y
QUALIFYING EXPERIENCE (MAY INCLUDE EDUCATION)	Y

## FEES\*

LICENSE TYPE	ACTUAL FEE	STATUTORY LIMIT
COURT REPORTER/RENEWAL FEE	\$225.00	\$250.00
COURT REPORTER/LATE RENEWAL FEE	\$112.50	\$125.00
COURT REPORTER/LICENSE ISSUANCE	\$225.00	\$250.00
COURT REPORTER/APPLICATION FEE	\$40.00	\$40.00
COURT REPORTER/EXAMINATION FEE	\$25.00	\$75.00
COURT REPORTER/DUPLICATE WALL CERTIFICATE	\$5.00	\$10.00

\* Additional fees may be required. Refer to the laws and regulations for details.

## SUMMARY OF LICENSING ACTIVITY

INITIAL LICENSES/REGISTRATIONS/CERTIFICATES/PERMITS			
TYPE	APPLICATIONS RECEIVED	ISSUED	RENEWED
CERTIFIED SHORTHAND REPORTER LICENSE	35	35	5,668
<b>TOTAL</b>	<b>35</b>	<b>35</b>	<b>5,668</b>

LICENSING POPULATION BY TYPE	
TYPE	LICENSES/REGISTRATIONS/CERTIFICATES/PERMITS
CERTIFIED SHORTHAND REPORTER	5,703
<b>TOTAL</b>	<b>5,703</b>

RENEWAL AND CONTINUING EDUCATION (CE)	
TYPE	FREQUENCY OF RENEWAL
CERTIFIED SHORTHAND REPORTER*	EVERY YEAR

\* There are no continuing education requirements for this license type.

EXAMINATION RESULTS			
EXAMINATION TITLE	% PASS	% FAIL	TOTAL NUMBER OF CANDIDATES
DICTIONATION EXAMINATION	21	79	177
ENGLISH EXAMINATION	55	45	89
PROFESSIONAL PRACTICE EXAMINATION	65	35	85

## SUMMARY OF ENFORCEMENT ACTIVITY

COMPLAINTS—INTAKE	
111	RECEIVED
0	CLOSED WITHOUT REFERRAL FOR INVESTIGATION
111	REFERRED FOR INVESTIGATION
0	PENDING

CONVICTION/ARREST NOTIFICATION COMPLAINTS	
0	RECEIVED
0	CLOSED WITHOUT REFERRAL FOR INVESTIGATION
0	REFERRED FOR INVESTIGATION
0	PENDING





INVESTIGATIONS	
111	OPENED
101	CLOSED
18	PENDING

ENFORCEMENT AGING—COMPLETED INTAKE AND INVESTIGATIONS	
93	UP TO 90 DAYS
7	91 TO 180 DAYS
1	181 DAYS TO 1 YEAR
0	1 TO 2 YEARS
0	2 TO 3 YEARS
0	OVER 3 YEARS
1	AVERAGE NUMBER OF DAYS FROM RECEIPT OF COMPLAINT TO ASSIGNMENT OF INVESTIGATOR (START OF INVESTIGATION)
35	AVERAGE NUMBER OF DAYS FOR ALL INVESTIGATION OUTCOMES (FROM START OF INVESTIGATION TO REFERRAL FOR PROSECUTION OR CASE CLOSURE WITHOUT REFERRAL FOR PROSECUTION)
36	AVERAGE NUMBER OF DAYS FROM RECEIPT OF COMPLAINT TO REFERRAL FOR PROSECUTION OR CASE CLOSURE WITHOUT REFERRAL FOR PROSECUTION

CITATIONS AND FINES	
0	ISSUED WITHOUT A FINE
16	ISSUED WITH A FINE
2	WITHDRAWN/DISMISSED/REDUCED
37	AVERAGE NUMBER OF DAYS TO ISSUE A CITATION AND FINE (FROM COMPLAINT RECEIPT/INSPECTION CONDUCTED TO CITATION ISSUED)

TOTAL AMOUNT OF FINES	
\$23,750.00	ASSESSED
\$3,500.00	WITHDRAWN/DISMISSED/REDUCED
\$13,083.00	COLLECTED

CRIMINAL/CIVIL ACTIONS	
0	REFERRALS FOR CRIMINAL/CIVIL ACTION
0	CRIMINAL ACTIONS FILED
0	CIVIL ACTIONS FILED

OFFICE OF THE ATTORNEY GENERAL/DISCIPLINARY ACTIONS	
3	CASES OPENED/INITIATED
2	CASES CLOSED
1	CASES PENDING

FORMAL ACTIONS FILED/WITHDRAWN/DISMISSED	
0	STATEMENT OF ISSUES FILED
3	ACCUSATIONS FILED
0	RESTRAINING/RESTRICTION/SUSPENSION ORDERS GRANTED
0	STATEMENT OF ISSUES WITHDRAWN/DISMISSED
1	ACCUSATIONS WITHDRAWN/DISMISSED
237	AVERAGE NUMBER OF DAYS FROM CLOSURE OF INVESTIGATION TO IMPOSING FORMAL DISCIPLINE

ADMINISTRATIVE OUTCOMES/FINAL ORDERS	
0	LICENSE APPLICATIONS DENIED
1	REVOCATION
1	SURRENDER OF LICENSE
0	PROBATION WITH SUSPENSION
0	SUSPENSION ONLY
0	PROBATION ONLY
0	PUBLIC REPRIMAND/PUBLIC REPROVAL/PUBLIC LETTER OF REPRIMAND
0	OTHER DECISIONS
2	TOTAL

ENFORCEMENT AGING—COMPLETED ATTORNEY GENERAL CASES	
1	UP TO 1 YEAR
1	1 TO 2 YEARS
0	2 TO 3 YEARS
0	OVER 3 YEARS
415	AVERAGE NUMBER OF DAYS TO IMPOSE DISCIPLINE

PROBATION	
2	PROBATIONS COMPLETED
6	PROBATIONERS PENDING (CLOSE OF FISCAL YEAR)

SUBSEQUENT DISCIPLINE	
0	PROBATIONS REVOKED
0	PROBATIONER'S LICENSE SURRENDERED
0	ADDITIONAL PROBATION ONLY
0	SUSPENSION ONLY ADDED
0	OTHER CONDITIONS ADDED ONLY
0	OTHER PROBATION OUTCOME

**PETITION FOR MODIFICATION OR TERMINATION OF PROBATION**

0	GRANTED
0	DENIED

**PETITION FOR REINSTATEMENT OF REVOKED LICENSE/REGISTRATION/  
CERTIFICATION**

0	GRANTED
0	DENIED

**COST RECOVERY**

\$0.00	ORDERED
\$1,130.00	COLLECTED

**RESTITUTION TO CONSUMERS/REFUNDS/SAVINGS**

\$0.00	RESTITUTION ORDERED
\$339.50	AMOUNT REFUNDED
\$0.00	REWORK AT NO CHARGE
\$0.00	ADJUSTMENTS/RETURNS/EXCHANGES
<b>\$339.50</b>	<b>TOTAL SAVINGS ACHIEVED FOR CONSUMERS</b>



# DENTAL BOARD OF CALIFORNIA

Licenses and regulates dentists, registered dental assistants, registered dental assistants in extended functions, and holders of orthodontic assistant and dental sedation assistant permits.

[www.dbc.ca.gov](http://www.dbc.ca.gov)

**Staff:** 84 civil servant positions, 1 exempt

**Licenses, Registrations, Certificates, and Permits:** 82,001

**Board Membership:** 5 public representatives, 10 licensees

**Board Leadership:**

Tracy Montez  
*Executive Officer*  
[tracy.montez@dca.ca.gov](mailto:tracy.montez@dca.ca.gov)

Christy Bell  
*Assistant Executive Officer*  
[christy.bell@dca.ca.gov](mailto:christy.bell@dca.ca.gov)

**Laws and Regulations:**

Business and Professions Code §§ 1600–1808, §§ 1970–1976

California Code of Regulations, Division 10, title 16, §§ 1000–1090.1

**Sunset Review:**

Last review: 2019 | Next review: 2024

## BOARD HIGHLIGHTS

### RECIPROCITY

The Dental Board of California does not offer licensure as a dentist or registered dental assistant through reciprocity.

The Board does accept out-of-state dental licenses, in good standing, as a pathway to licensure through the Licensure by Credential application process if additional requirements are met. Requirements are:

- A completed application and payment of all fees.
- A current license issued by another state to practice dentistry that is not revoked, suspended, or otherwise restricted.
- Proof the applicant has either been in active clinical practice or has been a full-time faculty member in an accredited dental education program and in active clinical practice for a total of at least 5,000 hours in five of the seven consecutive years immediately preceding the date of application.
- A maximum of two years of clinical practice credit is allowed for a residency training program accredited by the American Dental Association Commission on Dental Accreditation. With two years of clinical practice, or a completed residency, the remainder of the five-year requirement may be fulfilled with a contract to teach or to practice in settings specified in Business and Professions Code section 1635.5(a)(3)(B) and section 1635.5(a)(3)(C).



- The applicant may not have failed the California licensure exam or the Western Regional Examining Board (WREB) clinical exam within the last five years. A letter from WREB stating that the applicant has not failed the exam must be submitted as proof.
- Fifty units of continuing education in the last two years, including current mandatory courses.

## ACCOMPLISHMENTS

### Board Leadership

The Board reappointed four members and appointed one to the Diversion Evaluation Committee. Additionally, the Board appointed two new members to the Dental Assisting Council.

Executive Officer Karen Fischer retired in December 2021 after serving in this position for eight years.

### Updates to Regulations

Legislation permitting dentists to administer influenza and COVID-19 vaccinations (AB 526, Chapter 653, Statutes of 2021) was signed into law on October 8, 2021, and went into effect the same day. The emergency regulations approved by the Board were implemented on June 23, 2022.

On January 1, 2022, the licensure requirement for registered dental assistants in extended functions to complete a clinical and/or practical examination was repealed.

### Consumer Protection

The number of individuals identifying themselves as board staff members or investigators and attempting to fraudulently obtain money from licensees increased greatly. The Board worked with law enforcement to stop scammers from receiving money from licensees. Also, an educational campaign was conducted to help licensees identify scams and acquire information on how to confirm valid communication.

The Board also partnered with local law enforcement to protect consumers from licensees who posed a danger due to criminal conduct. Cases involving sex offenses, license fraud, and drug offenses were investigated and action taken to protect the public from potential harm.

## NEW LEGISLATION

There was no enacted legislation solely related to the Board.

## LICENSE REQUIREMENTS\*

LICENSE REQUIREMENTS	Y/N
CONTINUING EDUCATION/COMPETENCY	Y
DEGREE/PROFESSIONAL SCHOOLING	Y
EXAMINATION	Y
FINGERPRINT REQUIREMENT	Y
QUALIFYING EXPERIENCE (MAY INCLUDE EDUCATION)	Y*

\* Does not apply for registered dental assistant.

## FEES\*

LICENSE TYPE	ACTUAL FEE	STATUTORY LIMIT
<b>DENTIST LICENSURE BY (WREB<sup>1</sup>) EXAMINATION</b>		
APPLICATION FEE	\$400.00	\$1,000.00
INITIAL LICENSURE FEE <sup>2</sup>	\$650.00	\$800.00
DENTAL LAW AND ETHICS APPLICATION	\$125.00	\$250.00
DENTAL LAW AND ETHICS EXAMINATION FEE	\$24.75	ACTUAL COST OF EXAMINATION SET BY PSI <sup>4</sup>
WREB EXAMINATION	\$2,185.00–\$2,420.00	SET BY WREB
<b>TOTAL INITIAL LICENSE FEE</b>	<b>\$3,384.75–\$3,619.75</b>	<b>N/A</b>
RENEWAL FEE	\$650.00	\$800.00
<b>DENTIST LICENSURE BY (ADEX<sup>3</sup>) EXAMINATION</b>		
APPLICATION FEE	\$400.00	\$1,000.00
INITIAL LICENSURE FEE	\$650.00	\$800.00
DENTAL LAW AND ETHICS APPLICATION	\$125.00	\$250.00
DENTAL LAW AND ETHICS EXAMINATION FEE	\$24.75	ACTUAL COST OF EXAMINATION SET BY PSI
ADEX EXAMINATION	\$2,295.00	SET BY ADEX
<b>TOTAL INITIAL LICENSE FEE</b>	<b>\$3,494.75</b>	<b>N/A</b>
RENEWAL FEE	\$650.00	\$800.00
<b>DENTIST LICENSURE BY PORTFOLIO</b>		
APPLICATION FEE	\$400.00	\$1,500.00
INITIAL LICENSURE FEE	\$650.00	\$800.00
DENTAL LAW AND ETHICS APPLICATION	\$125.00	\$250.00
DENTAL LAW AND ETHICS EXAMINATION FEE	\$24.75	ACTUAL COST OF EXAMINATION SET BY PSI
<b>TOTAL INITIAL LICENSE FEE</b>	<b>\$1,199.75</b>	<b>N/A</b>
RENEWAL FEE	\$650.00	\$800.00
<b>DENTIST LICENSURE BY RESIDENCY</b>		
APPLICATION FEE	\$800.00	\$1,000.00



LICENSE TYPE	ACTUAL FEE	STATUTORY LIMIT
INITIAL LICENSURE FEE	\$650.00	\$800.00
DENTAL LAW AND ETHICS APPLICATION	\$125.00	\$250.00
DENTAL LAW AND ETHICS EXAMINATION FEE	\$24.75	ACTUAL COST OF EXAMINATION SET BY PSI
<b>TOTAL INITIAL LICENSE FEE</b>	<b>\$1,599.75</b>	<b>N/A</b>
RENEWAL FEE	\$650.00	\$800.00
<b>DENTIST LICENSURE BY CREDENTIAL</b>		
APPLICATION FEE	\$525.00	\$1,000.00
INITIAL LICENSURE FEE	\$650.00	\$800.00
<b>TOTAL INITIAL LICENSE FEE</b>	<b>\$1,175.00</b>	<b>N/A</b>
RENEWAL FEE	\$650.00	\$800.00
<b>REGISTERED DENTAL ASSISTANT</b>		
APPLICATION FEE	\$120.00	\$200.00
GENERAL AND LAW AND ETHICS EXAMINATION	\$42.35	ACTUAL COST OF EXAMINATION SET BY PSI
<b>TOTAL INITIAL LICENSE FEE</b>	<b>\$158.50</b>	<b>N/A</b>
RENEWAL FEE	\$100.00	\$200.00
<b>REGISTERED DENTAL ASSISTANT IN EXTENDED FUNCTIONS</b>		
APPLICATION FEE	\$120.00	\$200.00
PRACTICAL EXAMINATION FEE	\$500.00	ACTUAL COST OF EXAMINATION
WRITTEN EXAMINATION FEE	\$24.75	ACTUAL COST OF EXAMINATION SET BY PSI
<b>TOTAL INITIAL LICENSE FEE</b>	<b>\$644.75</b>	<b>N/A</b>
RENEWAL FEE	\$100.00	\$200.00

\* Additional fees may be required. Refer to the laws and regulations for details.

<sup>1</sup> WREB is the Western Regional Examining Board and sets its exam fee based on testing location costs.

<sup>2</sup> Initial license fee prorated. AB 179 (Bonilla, Chapter 510, Statutes of 2015) authorizes the Board to raise specified fees.

<sup>3</sup> ADEX is the American Board of Dental Examiners and sets its own exam fees.

<sup>4</sup> PSI (PSI Services LLC) is a testing vendor that offers computer-based tests for dentist and registered dental assistant applicants. PSI has their own testing fees that do not include Board fees.

## SUMMARY OF LICENSING ACTIVITY

INITIAL LICENSES/REGISTRATIONS/CERTIFICATES/PERMITS			
TYPE	APPLICATIONS RECEIVED	ISSUED	RENEWED
ADDITIONAL OFFICE PERMIT	450	273	987
CONSCIOUS SEDATION PERMIT	63	56	348
DENTAL SEDATION ASSISTANT PERMIT	18	5	22
DENTIST LICENSE	1,772	1,139	17,414
ELECTIVE FACIAL COSMETIC SURGERY PERMIT	4	1	15

INITIAL LICENSES/REGISTRATIONS/CERTIFICATES/PERMITS			
TYPE	APPLICATIONS RECEIVED	ISSUED	RENEWED
FICTITIOUS NAME PERMIT	1,048	615	2,802
GENERAL ANESTHESIA PERMIT	61	46	634
MEDICAL GENERAL ANESTHESIA PERMIT	37	33	83
MOBILE DENTAL CLINIC PERMIT	12	7	9
ORAL AND MAXILLOFACIAL SURGERY PERMIT	8	4	50
ORAL CONSCIOUS SEDATION PERMIT	151	127	1,352
ORTHODONTIC ASSISTANT PERMIT	288	169	682
REGISTERED DENTAL ASSISTANT LICENSE	2,735	1,475	15,416
REGISTERED DENTAL ASSISTANT IN EXTENDED FUNCTIONS LICENSE	197	329*	805
REGISTERED PROVIDER PERMIT	92	49	375
SPECIAL PERMIT	6	3	33
<b>TOTAL</b>	<b>6,942</b>	<b>4,331</b>	<b>41,027</b>

\* There was a large increase in registered dental assistant in extended functions this fiscal year due to the passage of SB 607, that removed the practical and clinical examination requirements.

LICENSING POPULATION BY TYPE*	
TYPE	LICENSES/REGISTRATIONS/CERTIFICATES/PERMITS
ADDITIONAL OFFICE PERMIT	2,631
CONSCIOUS SEDATION PERMIT	556
DENTAL SEDATION ASSISTANT PERMIT	38
DENTIST	34,825
ELECTIVE FACIAL COSMETIC SURGERY PERMIT	29
FICTITIOUS NAME PERMIT	6,934
GENERAL ANESTHESIA PERMIT	927
MEDICAL GENERAL ANESTHESIA PERMIT	157
MOBILE DENTAL CLINIC PERMIT	46
ORAL AND MAXILLOFACIAL SURGERY PERMIT	94
ORAL CONSCIOUS SEDATION PERMIT	2,369
ORTHODONTIC ASSISTANT PERMIT	1,430
REGISTERED DENTAL ASSISTANT	29,387
REGISTERED DENTAL ASSISTANT IN EXTENDED FUNCTIONS	1,776
REGISTERED PROVIDER PERMIT	767
SPECIAL PERMIT	35
<b>TOTAL</b>	<b>82,001</b>

\* Previous Annual Report data included all license statuses. This data includes only active licenses.



## RENEWAL AND CONTINUING EDUCATION (CE)

TYPE	FREQUENCY OF RENEWAL	NUMBER OF CE HOURS REQUIRED EACH CYCLE
ADDITIONAL OFFICE PERMIT	EVERY 2 YEARS	N/A
CONSCIOUS SEDATION PERMIT	EVERY 2 YEARS	15
DENTAL SEDATION ASSISTANT PERMIT	EVERY 2 YEARS	25
DENTIST	EVERY 2 YEARS	50
ELECTIVE FACIAL COSMETIC SURGERY PERMIT	EVERY 2 YEARS	N/A
FICTITIOUS NAME PERMIT	EVERY 2 YEARS	N/A
GENERAL ANESTHESIA PERMIT	EVERY 2 YEARS	24
MEDICAL GENERAL ANESTHESIA PERMIT	EVERY 2 YEARS	24
MOBILE DENTAL CLINIC PERMIT	EVERY 2 YEARS	N/A
ORAL CONSCIOUS SEDATION PERMIT	EVERY 2 YEARS	7
ORAL AND MAXILLOFACIAL SURGERY PERMIT	EVERY 2 YEARS	50
ORTHODONTIC ASSISTANT PERMIT	EVERY 2 YEARS	25
REGISTERED DENTAL ASSISTANT	EVERY 2 YEARS	25
REGISTERED DENTAL ASSISTANT IN EXTENDED FUNCTIONS	EVERY 2 YEARS	25
REGISTERED PROVIDER PERMIT	EVERY 2 YEARS	N/A
SPECIAL PERMIT	EVERY YEAR	25

## EXAMINATION RESULTS

EXAMINATION TITLE	% PASS	% FAIL	TOTAL NUMBER OF CANDIDATES
DENTAL SEDATION ASSISTANT WRITTEN EXAMINATION	84	16	6
DENTIST LAW AND ETHICS EXAMINATION	74	26	944
DENTIST LAW AND ETHICS FOR SPECIAL PERMIT EXAMINATION	80	20	5
ORTHODONTIC ASSISTANT WRITTEN EXAMINATION	63	37	267
REGISTERED DENTAL ASSISTANT COMBINED EXAMINATION	62	38	2,564
REGISTERED DENTAL ASSISTANT IN EXTENDED FUNCTIONS CLINICAL EXAMINATION*	68	32	68
REGISTERED DENTAL ASSISTANT IN EXTENDED FUNCTIONS PRACTICAL EXAMINATION*	75	25	77
REGISTERED DENTAL ASSISTANT IN EXTENDED FUNCTIONS WRITTEN EXAMINATION	57	43	268

\* During the pandemic, the Board was unable to administer this test in the prior fiscal year. There is an increase in the data this year, as the Board was able to administer the examination again.

## SUMMARY OF ENFORCEMENT ACTIVITY

## COMPLAINTS—INTAKE

3,846	RECEIVED
1	CLOSED WITHOUT REFERRAL FOR INVESTIGATION
3,837	REFERRED FOR INVESTIGATION
8	PENDING

## CONVICTION/ARREST NOTIFICATION COMPLAINTS

706	RECEIVED
0	CLOSED WITHOUT REFERRAL FOR INVESTIGATION
691	REFERRED FOR INVESTIGATION
15	PENDING

## INSPECTIONS\*

152	CONDUCTED
0	CITATIONS ISSUED

\* During the pandemic, the Board performed fewer inspections in the prior fiscal year. There is an increase in the data this year due to restrictions being lifted.

## INVESTIGATIONS

4,528	OPENED
4,505	CLOSED
2,842	PENDING

## ENFORCEMENT AGING—COMPLETED INTAKE AND INVESTIGATIONS

2,754	UP TO 90 DAYS
596	91 TO 180 DAYS
372	181 DAYS TO 1 YEAR
308	1 TO 2 YEARS
424	2 TO 3 YEARS
51	OVER 3 YEARS
2	AVERAGE NUMBER OF DAYS FROM RECEIPT OF COMPLAINT TO ASSIGNMENT OF INVESTIGATOR (START OF INVESTIGATION)
217	AVERAGE NUMBER OF DAYS FOR ALL INVESTIGATION OUTCOMES (FROM START OF INVESTIGATION TO REFERRAL FOR PROSECUTION OR CASE CLOSURE WITHOUT REFERRAL FOR PROSECUTION)
218	AVERAGE NUMBER OF DAYS FROM RECEIPT OF COMPLAINT TO REFERRAL FOR PROSECUTION OR CASE CLOSURE WITHOUT REFERRAL FOR PROSECUTION





CITATIONS AND FINES	
5	ISSUED WITHOUT A FINE
50	ISSUED WITH A FINE
3	WITHDRAWN/DISMISSED/REDUCED
776	AVERAGE NUMBER OF DAYS TO ISSUE A CITATION AND FINE (FROM COMPLAINT RECEIPT/INSPECTION CONDUCTED TO CITATION ISSUED)

TOTAL AMOUNT OF FINES	
\$46,700.00	ASSESSED
\$10,500.00	WITHDRAWN/DISMISSED/REDUCED
\$55,350.00	COLLECTED

CRIMINAL/CIVIL ACTIONS	
2	REFERRALS FOR CRIMINAL/CIVIL ACTION
1	CRIMINAL ACTIONS FILED
0	CIVIL ACTIONS FILED

OFFICE OF THE ATTORNEY GENERAL/DISCIPLINARY ACTIONS	
157	CASES OPENED/INITIATED
123	CASES CLOSED
215	CASES PENDING

FORMAL ACTIONS FILED/WITHDRAWN/DISMISSED	
5	STATEMENT OF ISSUES FILED
96	ACCUSATIONS FILED
2	RESTRAINING/RESTRICTION/SUSPENSION ORDERS GRANTED
5	STATEMENT OF ISSUES WITHDRAWN/DISMISSED
14	ACCUSATIONS WITHDRAWN/DISMISSED
389	AVERAGE NUMBER OF DAYS FROM CLOSURE OF INVESTIGATION TO IMPOSING FORMAL DISCIPLINE

ADMINISTRATIVE OUTCOMES/FINAL ORDERS	
0	LICENSE APPLICATIONS DENIED
15	REVOCATION
6	SURRENDER OF LICENSE
0	PROBATION WITH SUSPENSION
0	SUSPENSION ONLY
18	PROBATION ONLY

ADMINISTRATIVE OUTCOMES/FINAL ORDERS	
11	PUBLIC REPRIMAND/PUBLIC REPROVAL/PUBLIC LETTER OF REPRIMAND
1	OTHER DECISIONS
51	TOTAL

ENFORCEMENT AGING—COMPLETED ATTORNEY GENERAL CASES	
6	UP TO 1 YEAR
24	1 TO 2 YEARS
28	2 TO 3 YEARS
65	OVER 3 YEARS
1,070	AVERAGE NUMBER OF DAYS TO IMPOSE DISCIPLINE

PROBATION	
92	PROBATIONS COMPLETED
128	PROBATIONERS PENDING (CLOSE OF FISCAL YEAR)

SUBSEQUENT DISCIPLINE	
6	PROBATIONS REVOKED
10	PROBATIONER'S LICENSE SURRENDERED
3	ADDITIONAL PROBATION ONLY
0	SUSPENSION ONLY ADDED
0	OTHER CONDITIONS ADDED ONLY
1	OTHER PROBATION OUTCOME

PETITION FOR MODIFICATION OR TERMINATION OF PROBATION	
9	GRANTED
3	DENIED

PETITION FOR REINSTATEMENT OF REVOKED LICENSE/REGISTRATION/CERTIFICATION	
0	GRANTED
0	DENIED

COST RECOVERY	
\$727,271.98	ORDERED
\$485,867.95	COLLECTED



**DHBC**  
Dental Hygiene  
Board of California

# DENTAL HYGIENE BOARD OF CALIFORNIA

Licenses and regulates registered dental hygienists, registered dental hygienists in extended functions, and registered dental hygienists in alternative practice. Also oversees and approves all California dental hygiene educational programs.

[www.dhbc.ca.gov](http://www.dhbc.ca.gov)

**Staff:** 12 civil servant positions, 1 exempt

**Licenses, Registrations, Certificates, and Permits:** 20,623

**Board Membership:** 4 public representatives, 5 licensees

**Board Leadership:**

Anthony Lum	Vacant
<i>Executive Officer</i>	<i>Assistant Executive Officer</i>
<a href="mailto:anthony.lum@dca.ca.gov">anthony.lum@dca.ca.gov</a>	

**Laws and Regulations:**

Business and Professions Code §§ 1900–1967.4

California Code of Regulations, Division 10, title 16, §§ 1000–1023.8, §§ 1067–1090.1

California Code of Regulations, Division 11, title 16, §§ 1100–1153

**Sunset Review:**

Last review: 2018 | Next review: 2023

## BOARD HIGHLIGHTS

### RECIPROCITY

Pursuant to Business and Professions Code section 1917.1, registered dental hygienists who are licensed in good standing in a state other than California for five years or more may achieve “licensure by credential” rather than through examination.

### ACCOMPLISHMENTS

#### Updates to Licensing

The Board worked to continue the temporary acceptance of a manikin-based clinical examination administered by the Central Regional Dental Testing Services, the Western Regional Examination Board, and the Commission on Dental Competency Assessments/American Board of Dental Examiners in lieu of and in addition to the live, patient-based clinical examinations.

The Board implemented an Alternative Pathway to Licensure Taskforce to research, review, and recommend alternative pathways available to obtain a California dental hygiene license that is different and in addition to the current examination process. The taskforce met several times over the year to report the research findings and to formulate a recommendation for the Board’s consideration.

#### Communications and Outreach

The Board continued to conduct its Board meetings via videoconference and found that meetings conducted in this format had a significant increase in participation compared to in-person meetings.



The Board conducted seven site visits related to the Dental Hygiene Educational Program. After addressing several minor corrections, all schools are in compliance.

The Board revised and updated its statutes book and posted it on the website in June to reflect the changes implemented as of January 1, 2022.

### Updates to Regulations

The Board drafted and obtained approval of eight regulatory packages. The approved regulations affect the oversight of the dental hygiene educational programs. They also affect registered dental hygienists in alternative practice's (RDHAP) ability to perform soft-tissue curettage and administer local anesthesia under certain conditions in specified locations, as well as report their required dental relationships with a licensed dentist at each license renewal. A regulatory package for RDHAPs also provided the process to approve coursework in radiographic decision making and interim therapeutic restorations.

### NEW LEGISLATION

**AB 2145 (Davies, Chapter 157, Statutes of 2022)** will clarify that a registered dental hygienist in alternative practice may provide dental services, and provide oral health in-service training to staff, in long-term health care facilities.

### LICENSE REQUIREMENTS\*

LICENSE REQUIREMENTS	Y/N
CONTINUING EDUCATION/COMPETENCY	Y
DEGREE/PROFESSIONAL SCHOOLING	Y
EXAMINATION	Y
FINGERPRINT REQUIREMENT	Y
QUALIFYING EXPERIENCE (MAY INCLUDE EDUCATION)	Y

\* Applicable to specific license types. Refer to the laws and regulations for details.

### FEES\*

LICENSE TYPE	ACTUAL FEE	STATUTORY LIMIT
<b>REGISTERED DENTAL HYGIENIST</b>		
APPLICATION FEE (WESTERN REGIONAL EXAMINATION BOARD, CENTRAL REGIONAL TESTING SERVICES, OR LICENSURE BY CREDENTIAL)	\$100.00	\$250.00

LICENSE TYPE	ACTUAL FEE	STATUTORY LIMIT
LICENSE ISSUANCE FEE	\$100.00	\$250.00
LICENSE RENEWAL FEE	\$160.00	\$500.00
LICENSE RENEWAL DELINQUENCY FEE	\$80.00	1/2 LICENSE RENEWAL FEE
<b>REGISTERED DENTAL HYGIENIST IN ALTERNATIVE PRACTICE</b>		
APPLICATION FEE	\$100.00	\$250.00
LICENSE ISSUANCE FEE	\$250.00	\$250.00
LICENSE RENEWAL FEE	\$160.00	\$500.00
LICENSE RENEWAL DELINQUENCY FEE	\$80.00	1/2 LICENSE RENEWAL FEE
<b>REGISTERED DENTAL HYGIENIST IN EXTENDED FUNCTIONS</b>		
LICENSE RENEWAL FEE	\$160.00	\$500.00
LICENSE RENEWAL DELINQUENCY FEE	\$80.00	1/2 LICENSE RENEWAL FEE
<b>FICTITIOUS NAME PERMIT</b>		
APPLICATION FEE—PERMIT ISSUED MORE THAN 1 YEAR	\$160.00	\$500.00
APPLICATION FEE—PERMIT ISSUED LESS THAN 1 YEAR	\$80.00	\$500.00
PERMIT RENEWAL FEE	\$160.00	\$500.00
PERMIT RENEWAL DELINQUENCY FEE	\$80.00	1/2 LICENSE RENEWAL FEE
<b>MISCELLANEOUS FEES</b>		
DUPLICATE LICENSE FEE	\$25.00	1/2 LICENSE RENEWAL FEE
CERTIFICATION OF LICENSURE FEE	\$25.00	1/2 LICENSE RENEWAL FEE

\* Additional fees may be required. Refer to the laws and regulations for details.

### SUMMARY OF LICENSING ACTIVITY

<b>INITIAL LICENSES/REGISTRATIONS/CERTIFICATES/PERMITS</b>			
TYPE	APPLICATIONS RECEIVED	ISSUED	RENEWED
FICTITIOUS NAME PERMIT	20	19	136
REGISTERED DENTAL HYGIENIST LICENSE	840	764	11,101
REGISTERED DENTAL HYGIENIST IN ALTERNATIVE PRACTICE LICENSE	78	68	427
REGISTERED DENTAL HYGIENIST IN EXTENDED FUNCTIONS LICENSE*	0	0	17
<b>TOTAL</b>	<b>938</b>	<b>851</b>	<b>11,681</b>

\* The Board no longer accepts applications or issues licenses in the discipline of registered dental hygienist in extended functions. Individuals who were issued those licenses in the past may continue to renew them.



LICENSING POPULATION BY TYPE	
TYPE	LICENSES/REGISTRATIONS/ CERTIFICATES/PERMITS
FICTITIOUS NAME PERMIT	126
REGISTERED DENTAL HYGIENIST	19,739
REGISTERED DENTAL HYGIENIST IN ALTERNATIVE PRACTICE	736
REGISTERED DENTAL HYGIENIST IN EXTENDED FUNCTIONS	22
<b>TOTAL</b>	<b>20,623</b>

RENEWAL AND CONTINUING EDUCATION (CE)		
TYPE	FREQUENCY OF RENEWAL	NUMBER OF CE HOURS REQUIRED EACH CYCLE
FICTITIOUS NAME PERMIT	EVERY 2 YEARS	N/A
REGISTERED DENTAL HYGIENIST	EVERY 2 YEARS	25
REGISTERED DENTAL HYGIENIST IN ALTERNATIVE PRACTICE	EVERY 2 YEARS	35
REGISTERED DENTAL HYGIENIST IN EXTENDED FUNCTIONS	EVERY 2 YEARS	25

EXAMINATION RESULTS			
EXAMINATION TITLE	% PASS	% FAIL	TOTAL NUMBER OF CANDIDATES
REGISTERED DENTAL HYGIENIST IN ALTERNATIVE PRACTICE LAW AND ETHICS EXAMINATION	66	34	95
REGISTERED DENTAL HYGIENIST LAW AND ETHICS EXAMINATION	85	15	895

## SUMMARY OF ENFORCEMENT ACTIVITY

COMPLAINTS—INTAKE	
323	RECEIVED
1	CLOSED WITHOUT REFERRAL FOR INVESTIGATION
324	REFERRED FOR INVESTIGATION
0	PENDING

CONVICTION/ARREST NOTIFICATION COMPLAINTS	
98	RECEIVED
0	CLOSED WITHOUT REFERRAL FOR INVESTIGATION
98	REFERRED FOR INVESTIGATION
0	PENDING

INVESTIGATIONS	
422	OPENED
410	CLOSED
162	PENDING

ENFORCEMENT AGING—COMPLETED INTAKE AND INVESTIGATIONS	
272	UP TO 90 DAYS
38	91 TO 180 DAYS
43	181 DAYS TO 1 YEAR
47	1 TO 2 YEARS
7	2 TO 3 YEARS
3	OVER 3 YEARS
3	AVERAGE NUMBER OF DAYS FROM RECEIPT OF COMPLAINT TO ASSIGNMENT OF INVESTIGATOR (START OF INVESTIGATION)
143	AVERAGE NUMBER OF DAYS FOR ALL INVESTIGATION OUTCOMES (FROM START OF INVESTIGATION TO REFERRAL FOR PROSECUTION OR CASE CLOSURE WITHOUT REFERRAL FOR PROSECUTION)
145	AVERAGE NUMBER OF DAYS FROM RECEIPT OF COMPLAINT TO REFERRAL FOR PROSECUTION OR CASE CLOSURE WITHOUT REFERRAL FOR PROSECUTION

CITATIONS AND FINES	
1	ISSUED WITHOUT A FINE
153	ISSUED WITH A FINE
7	WITHDRAWN/DISMISSED/REDUCED
125	AVERAGE NUMBER OF DAYS TO ISSUE A CITATION AND FINE (FROM COMPLAINT RECEIPT/INSPECTION CONDUCTED TO CITATION ISSUED)

TOTAL AMOUNT OF FINES	
\$137,100.00	ASSESSED
\$7,000.00	WITHDRAWN/DISMISSED/REDUCED
\$97,300.00	COLLECTED

CRIMINAL/CIVIL ACTIONS	
0	REFERRALS FOR CRIMINAL/CIVIL ACTION
0	CRIMINAL ACTIONS FILED
0	CIVIL ACTIONS FILED

OFFICE OF THE ATTORNEY GENERAL/DISCIPLINARY ACTIONS	
23	CASES OPENED/INITIATED
12	CASES CLOSED
14	CASES PENDING



FORMAL ACTIONS FILED/WITHDRAWN/DISMISSED	
7	STATEMENT OF ISSUES FILED
13	ACCUSATIONS FILED
0	RESTRAINING/RESTRICTION/SUSPENSION ORDERS GRANTED
3	STATEMENT OF ISSUES WITHDRAWN/DISMISSED
1	ACCUSATIONS WITHDRAWN/DISMISSED
425	AVERAGE NUMBER OF DAYS FROM CLOSURE OF INVESTIGATION TO IMPOSING FORMAL DISCIPLINE

ADMINISTRATIVE OUTCOMES/FINAL ORDERS	
0	LICENSE APPLICATIONS DENIED
0	REVOCATION
1	SURRENDER OF LICENSE
0	PROBATION WITH SUSPENSION
0	SUSPENSION ONLY
8	PROBATION ONLY
1	PUBLIC REPRIMAND/PUBLIC REPROVAL/PUBLIC LETTER OF REPRIMAND
0	OTHER DECISIONS
<b>10</b>	<b>TOTAL</b>

ENFORCEMENT AGING—COMPLETED ATTORNEY GENERAL CASES	
6	UP TO 1 YEAR
2	1 TO 2 YEARS
2	2 TO 3 YEARS
2	OVER 3 YEARS
560	AVERAGE NUMBER OF DAYS TO IMPOSE DISCIPLINE

PROBATION	
6	PROBATIONS COMPLETED
23	PROBATIONERS PENDING (CLOSE OF FISCAL YEAR)

SUBSEQUENT DISCIPLINE	
1	PROBATIONS REVOKED
1	PROBATIONER'S LICENSE SURRENDERED
0	ADDITIONAL PROBATION ONLY
0	SUSPENSION ONLY ADDED
0	OTHER CONDITIONS ADDED ONLY
0	OTHER PROBATION OUTCOME

PETITION FOR MODIFICATION OR TERMINATION OF PROBATION	
0	GRANTED
0	DENIED

PETITION FOR REINSTATEMENT OF REVOKED LICENSE/REGISTRATION/CERTIFICATION	
0	GRANTED
0	DENIED

COST RECOVERY	
\$30,854.00	ORDERED
\$13,047.00	COLLECTED



## BUREAU OF HOUSEHOLD GOODS AND SERVICES

# BUREAU OF HOUSEHOLD GOODS AND SERVICES

Registers and regulates electronic and appliance repair businesses and has jurisdiction over the sale and administration of service contracts on various consumer products. Licenses and regulates the manufacture and sale (retail, wholesale, and import) of upholstered furniture and bedding, supply dealers, custom upholsterers, bedding sanitizers, and the manufacture of thermal insulation products, and tests for flammability and sanitization. Permits and regulates the transport of household goods and personal effects by household movers and brokers.

[www.bhgs.dca.ca.gov](http://www.bhgs.dca.ca.gov)

**Staff:** 63.9 civil servant positions, 1 exempt

**Licenses, Registrations, Certificates, and Permits:** 41,285

**Advisory Council Membership:** 3 public representatives, 7 industry members

### **Bureau Leadership:**

Justin Paddock	Vacant
Chief	Deputy Chief
<a href="mailto:justin.paddock@dca.ca.gov">justin.paddock@dca.ca.gov</a>	

### **Laws and Regulations:**

Business and Professions Code §§ 9800–9874; §§ 19000–19221; §§ 19225–19294

California Code of Regulations, Division 27, title 16, §§ 2700–2775

California Code of Regulations, Division 3, title 4, §§ 1101–1383.6

### **Sunset Review:**

Last review: 2018 | Next review: 2023

## BUREAU HIGHLIGHTS

### **RECIPROCITY**

The Bureau does not have reciprocity.

### **ACCOMPLISHMENTS**

#### **Consumer Protection**

Since the establishment of the Household Movers Act in 2018, the Bureau has strived to increase its impact on consumer protection for the household mover industry each year. An effective method of meeting consumer protection mandates is to reunite consumers with their lost, and sometimes ransomed, household goods. In fiscal years 2018–19 and 2019–20, the Bureau helped over 30 consumers. In 2020–21, the Bureau helped 68 consumers. During 2021–22, the Bureau worked with multiple local, state, and federal agencies, as well as storage companies and household mover employees, to help 133 consumers retrieve their belongings.

In April 2022, the Bureau's laboratory accreditations with International Accreditation Service and the National Voluntary Laboratory Accreditation Program were renewed. The accreditation enables the Bureau's laboratory to continue conducting tests to determine if California and federal flammability standards for upholstered furniture and bedding, as well as performance standards for thermal insulation, are met.

#### **Communications and Outreach**

The Bureau began participating in Senior Scam Stopper events throughout the state along with the Contractors State License Board, the Department of Financial Protection and Innovation, and the California Department of Insurance. In addition, the Bureau met with district





attorney offices from Riverside, Los Angeles, San Diego, and San Bernardino counties, as well as multiple local law enforcement organizations to provide insight into unethical practices in the household moving industry.

The Bureau, in collaboration with DCA's OPA, published the article "Change is Hard. Moving Shouldn't Be" in the summer 2022 *Consumer Connection* magazine. The article offers useful tips on how to avoid potential pitfalls during stressful moves and what to do if consumers are harmed by moving companies.

### Collaborations

The Bureau completed its first collaboration with the Federal Bureau of Investigation (FBI) on a household mover case. The FBI collaborated with several states, including California, Oregon, Nevada, New Jersey, and Texas to assist consumers in recovering lost belongings. The Bureau located belongings, verified owners, and worked with local law enforcement and storage companies to arrange for the release of household goods for dozens of consumers.

The Bureau's laboratory continues work with the Department of Toxic Substances Control (DTSC) to ensure compliance with flame-retardant chemical content limits in upholstered furniture and juvenile products. Through continuous refinement of the Bureau's screening criteria and product focus, the Bureau and DTSC doubled the number of samples analyzed over the previous fiscal year without increasing costs.

### Notable Statistics

Shortly before the beginning of this fiscal year, the Bureau updated and renewed its citation issuance and Citation Review Conference (CRC) processes and procedures. Highlights include ensuring there is uniformity among staff throughout California to issue citations in a manner that encourages compliance and educates the businesses cited about informal appeals. The CRC process promises quick turnaround times for businesses to speak with a Bureau manager about their circumstances and present evidence of compliance to potentially reduce the fine. These changes resulted in more than 200 previously unlicensed businesses becoming licensed.

### Bureau Leadership

On January 4, 2022, Justin Paddock was appointed as Bureau chief. His priorities are to improve staff retention and recruitment efforts, move more licensing and enforcement transactions online, and modernize the Bureau's regulations and enforcement procedures and policies.

### NEW LEGISLATION

**AB 2956 (Committee on Transportation, Chapter 295, Statutes of 2022)** is the transportation omnibus bill. Among other things, this bill updates outdated sections of the Vehicle Code to reflect the transfer of regulation of household movers from the Public Utilities Commission to the Bureau. The bill amends the outdated term "household goods carrier" and replaces it with "household mover," and clarifies that household movers are exempt from requirements to register as a motor carrier of property if they have a household mover permit issued by the Bureau.

### LICENSE REQUIREMENTS

LICENSE REQUIREMENTS	Y/N
<b>ELECTRONIC AND APPLIANCE REPAIR REGISTRATIONS/HOME FURNISHINGS AND THERMAL INSULATION LICENSES</b>	
CONTINUING EDUCATION/COMPETENCY	N
DEGREE/PROFESSIONAL SCHOOLING	N
EXAMINATION	N
FINGERPRINT REQUIREMENT	N
QUALIFYING EXPERIENCE (MAY INCLUDE EDUCATION)	N
<b>HOUSEHOLD MOVERS PERMITS</b>	
CONTINUING EDUCATION/COMPETENCY	N
DEGREE/PROFESSIONAL SCHOOLING	N
EXAMINATION	Y
FINGERPRINT REQUIREMENT	Y
QUALIFYING EXPERIENCE (MAY INCLUDE EDUCATION)	N

\* Applicable to specific license types. Refer to the laws and regulations for details.

### FEES\*

LICENSE TYPE	ACTUAL FEE	STATUTORY LIMIT
<b>APPLIANCE SERVICE DEALER</b>		
INITIAL REGISTRATION FEE	\$190.00	\$205.00
RENEWAL FEE	\$190.00	\$205.00
<b>COMBINATION SERVICE DEALER</b>		
INITIAL REGISTRATION FEE	\$375.00	\$405.00
RENEWAL FEE	\$375.00	\$400.00
<b>ELECTRONIC SERVICE DEALER</b>		
INITIAL REGISTRATION FEE	\$190.00	\$205.00
RENEWAL FEE	\$190.00	\$205.00



LICENSE TYPE	ACTUAL FEE	STATUTORY LIMIT
<b>SERVICE CONTRACT ADMINISTRATOR</b>		
INITIAL REGISTRATION FEE	\$95.00	\$95.00
RENEWAL FEE	\$95.00	\$95.00
<b>SERVICE CONTRACT SELLER</b>		
INITIAL REGISTRATION FEE	\$95.00	\$95.00
RENEWAL FEE	\$95.00	\$95.00
<b>BEDDING RETAILER</b>		
INITIAL LICENSE FEE	\$140.00	\$150.00
RENEWAL FEE	\$140.00	\$150.00
<b>CUSTOM UPHOLSTERER</b>		
INITIAL LICENSE FEE	\$420.00	\$450.00
RENEWAL FEE	\$420.00	\$450.00
<b>FURNITURE AND BEDDING MANUFACTURER</b>		
INITIAL LICENSE FEE	\$750.00	\$940.00
RENEWAL FEE	\$750.00	\$940.00
<b>FURNITURE AND BEDDING RETAILER</b>		
INITIAL LICENSE FEE	\$280.00	\$300.00
RENEWAL FEE	\$280.00	\$300.00
<b>FURNITURE AND BEDDING WHOLESALE</b>		
INITIAL LICENSE FEE	\$625.00	\$675.00
RENEWAL FEE	\$625.00	\$675.00
<b>FURNITURE RETAILER</b>		
INITIAL LICENSE FEE	\$140.00	\$150.00
RENEWAL FEE	\$140.00	\$150.00
<b>IMPORTER (INCLUDES OVERSEAS MANUFACTURERS)</b>		
INITIAL LICENSE FEE	\$750.00	\$940.00
RENEWAL FEE	\$750.00	\$940.00
<b>SANITIZER</b>		
INITIAL LICENSE FEE	\$420.00	\$450.00
RENEWAL FEE	\$420.00	\$450.00
<b>SUPPLY DEALER</b>		
INITIAL LICENSE FEE	\$625.00	\$675.00
RENEWAL FEE	\$625.00	\$675.00
<b>THERMAL INSULATION MANUFACTURER</b>		
INITIAL LICENSE FEE	\$2,000.00	\$8,000.00
RENEWAL FEE	\$2,000.00	\$2,500.00

LICENSE TYPE	ACTUAL FEE	STATUTORY LIMIT
<b>HOUSEHOLD MOVER</b>		
INITIAL APPLICATION FEE	\$500.00	\$500.00
QUARTERLY FEE	\$15.00 AND 1/10TH OF 1% OF REVENUE	\$15.00 AND 1/10TH OF 1% OF REVENUE

\* Additional fees may be required. Refer to the laws and regulations for details.

## SUMMARY OF LICENSING ACTIVITY

INITIAL LICENSES/REGISTRATIONS/CERTIFICATES/PERMITS			
TYPE	APPLICATIONS RECEIVED	ISSUED	RENEWED
APPLIANCE SERVICE DEALER REGISTRATION	353	394	1,823
BEDDING RETAILER LICENSE	5	165	675
COMBINATION SERVICE DEALER REGISTRATION	15	16	94
CUSTOM UPHOLSTERER LICENSE	51	51	168
ELECTRONIC SERVICE DEALER REGISTRATION	231	273	2,542
FURNITURE AND BEDDING MANUFACTURER LICENSE	94	87	580
FURNITURE AND BEDDING RETAILER LICENSE	308	504	6,076
FURNITURE AND BEDDING WHOLESALE LICENSE	11	8	58
FURNITURE RETAILER LICENSE	108	151	927
HOUSEHOLD MOVERS PERMIT*	193	157	N/A
IMPORTER LICENSE	889	764	2,101
SANITIZER LICENSE	8	9	15
SERVICE CONTRACT ADMINISTRATOR LICENSE	6	8	49
SERVICE CONTRACT SELLER REGISTRATION	420	3,021**	7,859
SUPPLY DEALER LICENSE	5	8	43
THERMAL INSULATION MANUFACTURER LICENSE	7	9	72
<b>TOTAL</b>	<b>2,704</b>	<b>5,625</b>	<b>23,082</b>

\* Household mover permit holders are not subject to renewal. In lieu of renewal, permit holders file quarterly reports with fees based on their revenue.

\*\* There was an increase in licenses issued; one company with 1,700 locations alone were issued licenses.



LICENSING POPULATION BY TYPE	
TYPE	LICENSES/REGISTRATIONS/ CERTIFICATES/PERMITS
APPLIANCE SERVICE DEALER	2,555
BEDDING RETAILER	1,850
COMBINATION SERVICE DEALER	261
CUSTOM UPHOLSTERER	449
ELECTRONIC SERVICE DEALER	3,357
FURNITURE AND BEDDING MANUFACTURER	1,338
FURNITURE AND BEDDING RETAILER	10,351
FURNITURE AND BEDDING WHOLESALE	156
FURNITURE RETAILER	1,930
HOUSEHOLD MOVERS	1,097
IMPORTER	5,947
SANITIZER	32
SERVICE CONTRACT ADMINISTRATOR	69
SERVICE CONTRACT SELLER	11,703
SUPPLY DEALER	91
THERMAL INSULATION MANUFACTURER	99
<b>TOTAL</b>	<b>41,285</b>

RENEWAL AND CONTINUING EDUCATION (CE)	
TYPE	FREQUENCY OF RENEWAL
APPLIANCE SERVICE DEALER*	EVERY YEAR
BEDDING RETAILER*	EVERY 2 YEARS
COMBINATION SERVICE DEALER*	EVERY YEAR
CUSTOM UPHOLSTERER*	EVERY 2 YEARS
ELECTRONIC SERVICE DEALER*	EVERY YEAR
FURNITURE AND BEDDING MANUFACTURER*	EVERY 2 YEARS
FURNITURE AND BEDDING RETAILER*	EVERY 2 YEARS
FURNITURE AND BEDDING WHOLESALE*	EVERY 2 YEARS
FURNITURE RETAILER*	EVERY 2 YEARS
IMPORTER*	EVERY 2 YEARS
SANITIZER*	EVERY 2 YEARS
SERVICE CONTRACT ADMINISTRATOR*	EVERY YEAR
SERVICE CONTRACT SELLER*	EVERY YEAR
SUPPLY DEALER*	EVERY YEAR
THERMAL INSULATION MANUFACTURER*	EVERY YEAR

\* There are no continuing education requirements for this license type.

EXAMINATION RESULTS			
EXAMINATION TITLE	% PASS	% FAIL	TOTAL NUMBER OF CANDIDATES
HOUSEHOLD MOVER EXAMINATION	89	11	147

## SUMMARY OF ENFORCEMENT ACTIVITY

COMPLAINTS—INTAKE	
2,533	RECEIVED
1,147	CLOSED WITHOUT REFERRAL FOR INVESTIGATION
1,404	REFERRED FOR INVESTIGATION
56	PENDING

CONVICTION/ARREST NOTIFICATION COMPLAINTS	
49	RECEIVED
0	CLOSED WITHOUT REFERRAL FOR INVESTIGATION
49	REFERRED FOR INVESTIGATION
2	PENDING

INSPECTIONS	
250	CONDUCTED
577	CITATIONS ISSUED

INVESTIGATIONS	
1,361	OPENED
839	CLOSED
924	PENDING

ENFORCEMENT AGING—COMPLETED INTAKE AND INVESTIGATIONS	
498	UP TO 90 DAYS
145	91 TO 180 DAYS
111	181 DAYS TO 1 YEAR
47	1 TO 2 YEARS
18	2 TO 3 YEARS
20	OVER 3 YEARS
11	AVERAGE NUMBER OF DAYS FROM RECEIPT OF COMPLAINT TO ASSIGNMENT OF INVESTIGATOR (START OF INVESTIGATION)
140	AVERAGE NUMBER OF DAYS FOR ALL INVESTIGATION OUTCOMES (FROM START OF INVESTIGATION TO REFERRAL FOR PROSECUTION OR CASE CLOSURE WITHOUT REFERRAL FOR PROSECUTION)
148	AVERAGE NUMBER OF DAYS FROM RECEIPT OF COMPLAINT TO REFERRAL FOR PROSECUTION OR CASE CLOSURE WITHOUT REFERRAL FOR PROSECUTION



CITATIONS AND FINES	
0	ISSUED WITHOUT A FINE
577	ISSUED WITH A FINE
217	WITHDRAWN/DISMISSED/REDUCED
37*	AVERAGE NUMBER OF DAYS TO ISSUE A CITATION AND FINE (FROM COMPLAINT RECEIPT/INSPECTION CONDUCTED TO CITATION ISSUED)

\* The number from the previous fiscal year has been corrected to 23.

TOTAL AMOUNT OF FINES	
\$418,600.00	ASSESSED
\$125,850.00	WITHDRAWN/DISMISSED/REDUCED
\$46,700.00	COLLECTED

CRIMINAL/CIVIL ACTIONS	
0	REFERRALS FOR CRIMINAL/CIVIL ACTION
0	CRIMINAL ACTIONS FILED
0	CIVIL ACTIONS FILED

OFFICE OF THE ATTORNEY GENERAL/DISCIPLINARY ACTIONS	
0	CASES OPENED/INITIATED
0	CASES CLOSED
0	CASES PENDING

FORMAL ACTIONS FILED/WITHDRAWN/DISMISSED	
0	STATEMENT OF ISSUES FILED
0	ACCUSATIONS FILED
0	RESTRAINING/RESTRICTION/SUSPENSION ORDERS GRANTED
0	STATEMENT OF ISSUES WITHDRAWN/DISMISSED
0	ACCUSATIONS WITHDRAWN/DISMISSED
N/A	AVERAGE NUMBER OF DAYS FROM CLOSURE OF INVESTIGATION TO IMPOSING FORMAL DISCIPLINE

ADMINISTRATIVE OUTCOMES/FINAL ORDERS	
0	LICENSE APPLICATIONS DENIED
0	REVOCATION
0	SURRENDER OF LICENSE
0	PROBATION WITH SUSPENSION
0	SUSPENSION ONLY

ADMINISTRATIVE OUTCOMES/FINAL ORDERS	
0	PROBATION ONLY
0	PUBLIC REPRIMAND/PUBLIC REPROVAL/PUBLIC LETTER OF REPRIMAND
0	OTHER DECISIONS
0	TOTAL

ENFORCEMENT AGING—COMPLETED ATTORNEY GENERAL CASES	
0	UP TO 1 YEAR
0	1 TO 2 YEARS
0	2 TO 3 YEARS
0	OVER 3 YEARS
N/A	AVERAGE NUMBER OF DAYS TO IMPOSE DISCIPLINE

PROBATION	
0	PROBATIONS COMPLETED
0	PROBATIONERS PENDING (CLOSE OF FISCAL YEAR)

SUBSEQUENT DISCIPLINE	
0	PROBATIONS REVOKED
0	PROBATIONER'S LICENSE SURRENDERED
0	ADDITIONAL PROBATION ONLY
0	SUSPENSION ONLY ADDED
0	OTHER CONDITIONS ADDED ONLY
0	OTHER PROBATION OUTCOME

PETITION FOR MODIFICATION OR TERMINATION OF PROBATION	
0	GRANTED
0	DENIED

PETITION FOR REINSTATEMENT OF REVOKED LICENSE/REGISTRATION/CERTIFICATION	
0	GRANTED
0	DENIED

COST RECOVERY	
\$0.00	ORDERED
\$0.00	COLLECTED



# MEDICAL BOARD OF CALIFORNIA

Licenses and regulates physicians and surgeons; licensed midwives, polysomnographic trainees, technicians, and technologists; research psychoanalysts; issues special faculty permits; and approves outpatient surgery setting accreditation agencies.

[www.mbc.ca.gov](http://www.mbc.ca.gov)

**Staff:** 177.2 civil servant positions, 1 exempt

**Licenses, Registrations, Certificates, and Permits:** 175,182

**Board Membership:** 7 public representatives, 8 licensees

**Board Leadership:**

William Prasifka	Reji Varghese
<i>Executive Director</i>	<i>Deputy Director</i>
<a href="mailto:william.prasifka@mbc.ca.gov">william.prasifka@mbc.ca.gov</a>	<a href="mailto:reji.varghese@mbc.ca.gov">reji.varghese@mbc.ca.gov</a>

**Laws and Regulations:**

Business and Professions Code §§ 2000–2448, §§ 2500–2529.6, §§ 3575–3579

California Code of Regulations, Division 13, title 16, §§ 1300–1379.78

**Sunset Review:**

Last review: 2021 | Next review: 2023

## BOARD HIGHLIGHTS

### RECIPROCITY

The California Medical Practice Act does not allow for license reciprocity between states. Out-of-state applicants who are licensed in another state must apply and meet California licensing requirements before a license can be issued. Business and Professions Code sections 2135 and 2135.5 provide some exceptions when minimum requirements are deficient.

### ACCOMPLISHMENTS

#### Updates to Regulations

Senate Bill 806 (Roth, Chapter 649, Statutes of 2021), the Board's sunset bill, required the Board to increase licensing and renewal fees and made various other changes to the Medical Practice Act and Licensed Midwifery Practice Act of 1993.

Following the approval of SB 806 by the governor, the Board began implementing the various provisions of the bill, including:

- Informing all licensees of a new requirement to possess and report an email address to the Board.
- Recovering investigation and prosecution costs from disciplined physicians.
- Updating BreZE, application forms, and website content related to changes in fee amounts and licensure requirements.
- Working with the enforcement monitor approved by DCA's director.



## Website Enhancements

To increase efficiency and reduce expenses, the Board launched a digital Wallet License Generator on its website that allows licensees in a “current” license status to generate and print their own wallet license card. The new wallet cards feature a license-specific QR code allowing interested parties to instantly view real-time license status information and generate a PDF file that can be sent to employers or others as needed, saving the Board resources related to generating, printing, and mailing plastic cards.

## Communications and Outreach

In July 2021, the Board launched a redesign of its public-facing website. Board staff designed the new website to conform with the latest web standards established by the California Department of Technology to build user-centered, accessible, and mobile-friendly government websites.

The website home page now has a simple and clean design that promotes compliance with the Americans with Disabilities Act and features faster load times. Staff retained some of the previous website’s most popular features including a news section that features the top three latest Board news items and an alert bar informing users of important developments.

The Board also warned licensees through online and email notification as well as its quarterly newsletter of multiple telephone scams targeting California physicians and provided guidance on next steps if they were scammed. In one scam, the caller impersonated a Board investigator, staff member, or other law enforcement agent. The scammer told the physician that their license had been suspended or a warrant had been issued for their arrest (sometimes both) due to criminal activity. The scammer indicated that the physician’s license would be suspended if they did not pay a fee.

Another scam targeting physicians involved criminals filing false disability insurance claims through the state’s Employment Development Department by using publicly available information.

To help prevent fraudulent activity, the Board suspended paper requests for a change of address and now requires most of its licensees to complete the change of address electronically on BreZE.

## Updates to Legislation

To enhance its ability to protect California’s health care consumers, the Board sent a memo to the state Legislature with several Board-approved legislative requests designed to further the Board’s mission of consumer protection.

Among others, the legislative proposals included a request to increase physician licensing fees, lower the burden of proof in disciplinary matters, establish a public member majority for the Board, and increase consumer access to medical records. The Board participated in a Senate Business, Professions and Economic Development Committee hearing in May in which Board leadership spoke to lawmakers about certain Board proposals, answered their questions, and committed to continuing the dialogue regarding the requests.

## NEW LEGISLATION

### **AB 1278 (Nazarian, Chapter 750, Statutes of 2022)**

requires physicians to provide each patient, at their initial office visit, a written or electronic notice of the Open Payments database. The disclosure, which must include a link to the database website, must be signed by the patient and kept in their records. The bill also requires physicians to conspicuously post an Open Payments database notice in each location where they practice and, beginning January 1, 2024, on their website.

### **AB 1636 (Weber, Chapter 453, Statutes of 2022)**

prohibits the Board from reinstating the license of a physician who had their license revoked or surrendered because they committed certain sex offenses or sexual misconduct with a patient. It expands current automatic revocation requirements to also include certain out-of-state convictions for sex offenses. This bill also allows the Board to deny a license to an applicant who was disciplined by another licensing board for sexual misconduct with a patient regardless of when the discipline occurred, removing the current seven-year limitation.

### **AB 1954 (Quirk, Chapter 232, Statutes of 2022)**

prohibits physicians from automatically denying treatment or medication to a qualified patient based solely on a positive drug screen for tetrahydrocannabinol or report of medical cannabis use without first completing a case-by-case evaluation of the patient. Physicians could not be punished, or denied any right or privilege, for administering treatment or medication consistent with the standard of care to such patients.





**AB 2098 (Low, Chapter 938, Statutes of 2022)** specifies that the dissemination of misinformation or disinformation related to COVID-19 from physicians to their patients constitutes unprofessional conduct.

**AB 2178 (Bloom, Chapter 329, Statutes of 2022)** makes clarifying changes to the definition of an academic medical center as it relates to eligibility requirements for special faculty permits.

**SB 923 (Wiener, Chapter 822, Statutes of 2022)**, among other things, updates cultural competency requirements for physicians to recommend more detailed topics related to transgender, gender diverse, and intersex patients.

**SB 1440 (Roth, Chapter 510, Statutes of 2022)** makes technical and clarifying changes to enforcement procedures used by the Board for processing complaints against licensed midwives, aligning the procedures with those used for physicians and surgeons. It allows the Board to proceed with field office investigations even if they are unable to obtain specified information and clarifies that certain review requirements won't impede emergency relief.

#### LICENSE REQUIREMENTS\*

LICENSE REQUIREMENTS	Y/N
<b>PHYSICIAN AND SURGEON</b>	
CONTINUING EDUCATION/COMPETENCY	Y
DEGREE/PROFESSIONAL SCHOOLING	Y
EXAMINATION	Y
FINGERPRINT REQUIREMENT	Y
QUALIFYING EXPERIENCE (MAY INCLUDE EDUCATION)	Y
<b>LICENSED MIDWIFE</b>	
CONTINUING EDUCATION/COMPETENCY	Y
DEGREE/PROFESSIONAL SCHOOLING	Y
EXAMINATION	Y
FINGERPRINT REQUIREMENT	Y
QUALIFYING EXPERIENCE (MAY INCLUDE EDUCATION)	Y
<b>RESEARCH PSYCHOANALYST</b>	
CONTINUING EDUCATION/COMPETENCY	N
DEGREE/PROFESSIONAL SCHOOLING	Y
EXAMINATION	N
FINGERPRINT REQUIREMENT	Y
QUALIFYING EXPERIENCE (MAY INCLUDE EDUCATION)	Y

LICENSE REQUIREMENTS	Y/N
<b>FICTITIOUS NAME PERMIT</b>	
CONTINUING EDUCATION/COMPETENCY	N
DEGREE/PROFESSIONAL SCHOOLING	N
EXAMINATION	N
FINGERPRINT REQUIREMENT	N
QUALIFYING EXPERIENCE (MAY INCLUDE EDUCATION)	N
<b>SPECIAL PROGRAMS (INDIVIDUAL)</b>	
CONTINUING EDUCATION/COMPETENCY	N
DEGREE/PROFESSIONAL SCHOOLING	Y
EXAMINATION	N
FINGERPRINT REQUIREMENT	Y
QUALIFYING EXPERIENCE (MAY INCLUDE EDUCATION)	Y
<b>SPECIAL FACULTY PERMIT</b>	
CONTINUING EDUCATION/COMPETENCY	Y
DEGREE/PROFESSIONAL SCHOOLING	Y
EXAMINATION	Y
FINGERPRINT REQUIREMENT	Y
QUALIFYING EXPERIENCE (MAY INCLUDE EDUCATION)	Y
<b>POLYSOMNOGRAPHIC TRAINEE</b>	
CONTINUING EDUCATION/COMPETENCY	N
DEGREE/PROFESSIONAL SCHOOLING	N
EXAMINATION	N
FINGERPRINT REQUIREMENT	Y
QUALIFYING EXPERIENCE (MAY INCLUDE EDUCATION)	Y
<b>POLYSOMNOGRAPHIC TECHNICIAN</b>	
CONTINUING EDUCATION/COMPETENCY	N
DEGREE/PROFESSIONAL SCHOOLING	Y
EXAMINATION	Y
FINGERPRINT REQUIREMENT	Y
QUALIFYING EXPERIENCE (MAY INCLUDE EDUCATION)	Y
<b>POLYSOMNOGRAPHIC TECHNOLOGIST</b>	
CONTINUING EDUCATION/COMPETENCY	N
DEGREE/PROFESSIONAL SCHOOLING	Y
EXAMINATION	Y
FINGERPRINT REQUIREMENT	Y
QUALIFYING EXPERIENCE (MAY INCLUDE EDUCATION)	Y



LICENSE REQUIREMENTS	Y/N
<b>POSTGRADUATE TRAINING LICENSE</b>	
CONTINUING EDUCATION/COMPETENCY	N
DEGREE/PROFESSIONAL SCHOOLING	Y
EXAMINATION	Y
FINGERPRINT REQUIREMENT	Y
QUALIFYING EXPERIENCE (MAY INCLUDE EDUCATION)	N
<b>OUTPATIENT SURGERY SETTING ACCREDITATION AGENCIES</b>	
CONTINUING EDUCATION/COMPETENCY	N
DEGREE/PROFESSIONAL SCHOOLING	N
EXAMINATION	N
FINGERPRINT REQUIREMENT	N
QUALIFYING EXPERIENCE (MAY INCLUDE EDUCATION)	N

\* Applicable to specific license types. Refer to the laws and regulations for details.

#### FEES\*

LICENSE TYPE	ACTUAL FEE	STATUTORY LIMIT
<b>PHYSICIAN AND SURGEON</b>		
APPLICATION FEE	\$625.00**	\$625.00
INITIAL LICENSE FEE	\$863.00	\$863.00
RENEWAL FEE (EVERY 2 YEARS)	\$863.00	\$863.00
<b>POSTGRADUATE TRAINING LICENSE</b>		
APPLICATION FEE	\$625.00**	\$625.00
<b>SPECIAL FACULTY PERMIT</b>		
SPECIAL FACULTY PERMIT APPLICATION FEE	\$625.00**	\$625.00
SPECIAL FACULTY PERMIT INITIAL LICENSE FEE	\$863.00	\$863.00
SPECIAL FACULTY PERMIT	\$863.00	\$863.00
SPECIAL PROGRAMS APPLICATION FEE	\$86.00	\$86.00
SPECIAL PROGRAMS ANNUAL RENEWAL FEE	\$43.00	\$43.00
<b>FICTITIOUS NAME PERMIT</b>		
FICTITIOUS NAME PERMIT FEE	\$70.00	\$70.00
FICTITIOUS NAME PERMIT RENEWAL FEE	\$50.00	\$50.00
<b>LICENSED MIDWIFE</b>		
INITIAL FEE	\$300.00**	\$300.00
RENEWAL FEE	\$200.00	\$200.00

LICENSE TYPE	ACTUAL FEE	STATUTORY LIMIT
<b>POLYSOMNOGRAPHIC</b>		
TRAINEE APPLICATION FEE	\$100.00**	\$100.00
TRAINEE REGISTRATION FEE	\$100.00	\$100.00
TECHNICIAN APPLICATION FEE	\$100.00**	\$100.00
TECHNICIAN REGISTRATION FEE	\$100.00	\$100.00
TECHNOLOGIST APPLICATION FEE	\$100.00**	\$100.00
TECHNOLOGIST REGISTRATION FEE	\$100.00	\$100.00
TRAINEE, TECHNICIAN, AND TECHNOLOGIST RENEWAL FEE	\$150.00	\$150.00
<b>RESEARCH PSYCHOANALYST</b>		
INITIAL FEE	\$150.00**	\$150.00
RENEWAL FEE	\$75.00	\$75.00
<b>OUTPATIENT SURGERY SETTING ACCREDITATION AGENCIES</b>		
INITIAL FEE	\$5,000.00**	\$5,000.00
RENEWAL FEE	100.00***	\$100.00

\* Additional fees may be required. Refer to the laws and regulations for details.

\*\*Additional \$49.00 Department of Justice/FBI fingerprint fee required.

\*\*\*\$100.00 per setting every three years.

#### SUMMARY OF LICENSING ACTIVITY

<b>INITIAL LICENSES/REGISTRATIONS/CERTIFICATES/PERMITS*</b>			
TYPE	APPLICATIONS RECEIVED	ISSUED	RENEWED
FICTITIOUS NAME PERMIT	1,733	1,502	5,261
LICENSED MIDWIFE LICENSE	31	31	206
PHYSICIAN AND SURGEON LICENSE	7,910	6,932	70,742
POLYSOMNOGRAPHIC TECHNICIAN REGISTRATION	18	23	51
POLYSOMNOGRAPHIC TECHNOLOGIST REGISTRATION	38	28	155
POLYSOMNOGRAPHIC TRAINEE REGISTRATION	24	23	14
POSTGRADUATE TRAINING LICENSE*	2,924	2,911	N/A
RESEARCH PSYCHOANALYST LICENSE	8	11	63
SPECIAL FACULTY PERMIT	3	1	9
SPECIAL PROGRAMS (INDIVIDUAL) LICENSE	49	44	101
<b>TOTAL</b>	<b>12,738</b>	<b>11,506</b>	<b>76,602</b>

\* Postgraduate training licenses cannot be renewed.



LICENSING POPULATION BY TYPE	
TYPE	LICENSES/REGISTRATIONS/ CERTIFICATES/PERMITS
FICTITIOUS NAME PERMIT	12,991
LICENSED MIDWIFE	477
PHYSICIAN AND SURGEON	153,862
POLYSOMNOGRAPHIC TECHNICIAN	141
POLYSOMNOGRAPHIC TECHNOLOGIST	616
POLYSOMNOGRAPHIC TRAINEE	55
POSTGRADUATE TRAINING	6,735
RESEARCH PSYCHOANALYST	86
SPECIAL FACULTY	26
SPECIAL PROGRAMS (INDIVIDUAL)	193
<b>TOTAL</b>	<b>175,182</b>

RENEWAL AND CONTINUING EDUCATION (CE)		
TYPE	FREQUENCY OF RENEWAL	NUMBER OF CE HOURS REQUIRED EACH CYCLE
FICTITIOUS NAME PERMIT	EVERY 2 YEARS	N/A
LICENSED MIDWIFE	EVERY 2 YEARS	36
PHYSICIAN AND SURGEON	EVERY 2 YEARS	50
POLYSOMNOGRAPHIC TECHNICIAN	EVERY 2 YEARS	N/A
POLYSOMNOGRAPHIC TECHNOLOGIST	EVERY 2 YEARS	N/A
POLYSOMNOGRAPHIC TRAINEE	EVERY 2 YEARS	N/A
RESEARCH PSYCHOANALYST	EVERY 2 YEARS	N/A
SPECIAL PROGRAMS (INDIVIDUAL)	EVERY 2 YEARS	N/A
SPECIAL FACULTY	EVERY 2 YEARS	50

EXAMINATION RESULTS	
CERTIFIED POLYSOMNOGRAPHIC TECHNICIAN EXAMINATION	THE BOARD DOES NOT TRACK THE NUMBER OF PASSES, FAILURES, OR TOTAL NUMBER OF CANDIDATES.
NORTH AMERICAN REGISTRY FOR MIDWIVES EXAMINATION	
REGISTERED POLYSOMNOGRAPHIC TECHNOLOGIST EXAMINATION	
UNITED STATES MEDICAL LICENSING EXAMINATION	

## SUMMARY OF ENFORCEMENT ACTIVITY: LICENSED MIDWIFE

COMPLAINTS—INTAKE	
22	RECEIVED
0	CLOSED WITHOUT REFERRAL FOR INVESTIGATION
22	REFERRED FOR INVESTIGATION
0	PENDING

CONVICTION/ARREST NOTIFICATION COMPLAINTS	
0	RECEIVED
0	CLOSED WITHOUT REFERRAL FOR INVESTIGATION
0	REFERRED FOR INVESTIGATION
0	PENDING

INVESTIGATIONS	
22	OPENED
25	CLOSED
10	PENDING

ENFORCEMENT AGING—COMPLETED INTAKE AND INVESTIGATIONS	
16	UP TO 90 DAYS
0	91 TO 180 DAYS
3	181 DAYS TO 1 YEAR
2	1 TO 2 YEARS
4	2 TO 3 YEARS
0	OVER 3 YEARS
6	AVERAGE NUMBER OF DAYS FROM RECEIPT OF COMPLAINT TO ASSIGNMENT OF INVESTIGATOR (START OF INVESTIGATION)
252	AVERAGE NUMBER OF DAYS FOR ALL INVESTIGATION OUTCOMES (FROM START OF INVESTIGATION TO REFERRAL FOR PROSECUTION OR CASE CLOSURE WITHOUT REFERRAL FOR PROSECUTION)
257	AVERAGE NUMBER OF DAYS FROM RECEIPT OF COMPLAINT TO REFERRAL FOR PROSECUTION OR CASE CLOSURE WITHOUT REFERRAL FOR PROSECUTION

CITATIONS AND FINES	
0	ISSUED WITHOUT A FINE
0	ISSUED WITH A FINE
0	WITHDRAWN/DISMISSED/REDUCED
N/A	AVERAGE NUMBER OF DAYS TO ISSUE A CITATION AND FINE (FROM COMPLAINT RECEIPT/INSPECTION CONDUCTED TO CITATION ISSUED)



TOTAL AMOUNT OF FINES	
\$0.00	ASSESSED
\$0.00	WITHDRAWN/DISMISSED/REDUCED
\$0.00	COLLECTED

CRIMINAL/CIVIL ACTIONS	
0	REFERRALS FOR CRIMINAL/CIVIL ACTION
0	CRIMINAL ACTIONS FILED
0	CIVIL ACTIONS FILED

OFFICE OF THE ATTORNEY GENERAL/DISCIPLINARY ACTIONS	
6	CASES OPENED/INITIATED
1	CASES CLOSED
9	CASES PENDING

FORMAL ACTIONS FILED/WITHDRAWN/DISMISSED	
0	STATEMENT OF ISSUES FILED
6	ACCUSATIONS FILED
0	RESTRAINING/RESTRICTION/SUSPENSION ORDERS GRANTED
0	STATEMENT OF ISSUES WITHDRAWN/DISMISSED
0	ACCUSATIONS WITHDRAWN/DISMISSED
340	AVERAGE NUMBER OF DAYS FROM CLOSURE OF INVESTIGATION TO IMPOSING FORMAL DISCIPLINE

ADMINISTRATIVE OUTCOMES/FINAL ORDERS	
0	LICENSE APPLICATIONS DENIED
0	REVOCATION
0	SURRENDER OF LICENSE
0	PROBATION WITH SUSPENSION
0	SUSPENSION ONLY
1	PROBATION ONLY
0	PUBLIC REPRIMAND/PUBLIC REPROVAL/PUBLIC LETTER OF REPRIMAND
0	OTHER DECISIONS
1	TOTAL

ENFORCEMENT AGING—COMPLETED ATTORNEY GENERAL CASES	
0	UP TO 1 YEAR
0	1 TO 2 YEARS
1	2 TO 3 YEARS
0	OVER 3 YEARS
868	AVERAGE NUMBER OF DAYS TO IMPOSE DISCIPLINE

PROBATION	
0	PROBATIONS COMPLETED
1	PROBATIONERS PENDING (CLOSE OF FISCAL YEAR)

SUBSEQUENT DISCIPLINE	
0	PROBATIONS REVOKED
0	PROBATIONER'S LICENSE SURRENDERED
0	ADDITIONAL PROBATION ONLY
0	SUSPENSION ONLY ADDED
0	OTHER CONDITIONS ADDED ONLY
0	OTHER PROBATION OUTCOME

PETITION FOR MODIFICATION OR TERMINATION OF PROBATION	
0	GRANTED
0	DENIED

PETITION FOR REINSTATEMENT OF REVOKED LICENSE/REGISTRATION/ CERTIFICATION	
0	GRANTED
0	DENIED

COST RECOVERY	
\$10,000.00	ORDERED
\$9,000.00	COLLECTED

## SUMMARY OF ENFORCEMENT ACTIVITY: PHYSICIAN AND SURGEON

COMPLAINTS—INTAKE	
9,745	RECEIVED
0	CLOSED WITHOUT REFERRAL FOR INVESTIGATION
9,797	REFERRED FOR INVESTIGATION
7	PENDING

CONVICTION/ARREST NOTIFICATION COMPLAINTS	
198	RECEIVED
0	CLOSED WITHOUT REFERRAL FOR INVESTIGATION
198	REFERRED FOR INVESTIGATION
0	PENDING

INVESTIGATIONS	
9,995	OPENED
9,788	CLOSED
4,331	PENDING



ENFORCEMENT AGING—COMPLETED INTAKE AND INVESTIGATIONS	
5,121	UP TO 90 DAYS
1,356	91 TO 180 DAYS
2,126	181 DAYS TO 1 YEAR
546	1 TO 2 YEARS
617	2 TO 3 YEARS
22	OVER 3 YEARS
5	AVERAGE NUMBER OF DAYS FROM RECEIPT OF COMPLAINT TO ASSIGNMENT OF INVESTIGATOR (START OF INVESTIGATION)
175	AVERAGE NUMBER OF DAYS FOR ALL INVESTIGATION OUTCOMES (FROM START OF INVESTIGATION TO REFERRAL FOR PROSECUTION OR CASE CLOSURE WITHOUT REFERRAL FOR PROSECUTION)
179	AVERAGE NUMBER OF DAYS FROM RECEIPT OF COMPLAINT TO REFERRAL FOR PROSECUTION OR CASE CLOSURE WITHOUT REFERRAL FOR PROSECUTION

CITATIONS AND FINES	
0	ISSUED WITHOUT A FINE
122	ISSUED WITH A FINE
23	WITHDRAWN/DISMISSED/REDUCED
755	AVERAGE NUMBER OF DAYS TO ISSUE A CITATION AND FINE (FROM COMPLAINT RECEIPT/INSPECTION CONDUCTED TO CITATION ISSUED)

TOTAL AMOUNT OF FINES	
\$112,800.00	ASSESSED
\$18,750.00	WITHDRAWN/DISMISSED/REDUCED
\$55,750.00	COLLECTED

CRIMINAL/CIVIL ACTIONS	
25	REFERRALS FOR CRIMINAL/CIVIL ACTION
4	CRIMINAL ACTIONS FILED
5	CIVIL ACTIONS FILED

OFFICE OF THE ATTORNEY GENERAL/DISCIPLINARY ACTIONS	
538	CASES OPENED/INITIATED
359	CASES CLOSED
637	CASES PENDING

FORMAL ACTIONS FILED/WITHDRAWN/DISMISSED	
4	STATEMENT OF ISSUES FILED
314	ACCUSATIONS FILED
57	RESTRAINING/RESTRICTION/SUSPENSION ORDERS GRANTED
1	STATEMENT OF ISSUES WITHDRAWN/DISMISSED

FORMAL ACTIONS FILED/WITHDRAWN/DISMISSED	
24	ACCUSATIONS WITHDRAWN/DISMISSED
506	AVERAGE NUMBER OF DAYS FROM CLOSURE OF INVESTIGATION TO IMPOSING FORMAL DISCIPLINE

ADMINISTRATIVE OUTCOMES/FINAL ORDERS	
8	LICENSE APPLICATIONS DENIED
29	REVOCATION
96	SURRENDER OF LICENSE
5	PROBATION WITH SUSPENSION
0	SUSPENSION ONLY
156	PROBATION ONLY
118	PUBLIC REPRIMAND/PUBLIC REPROVAL/PUBLIC LETTER OF REPRIMAND
1	OTHER DECISIONS
413	TOTAL

ENFORCEMENT AGING—COMPLETED ATTORNEY GENERAL CASES	
29	UP TO 1 YEAR
54	1 TO 2 YEARS
96	2 TO 3 YEARS
180	OVER 3 YEARS
1,076	AVERAGE NUMBER OF DAYS TO IMPOSE DISCIPLINE

PROBATION	
102	PROBATIONS COMPLETED
644	PROBATIONERS PENDING (CLOSE OF FISCAL YEAR)

SUBSEQUENT DISCIPLINE	
7	PROBATIONS REVOKED
10	PROBATIONERS LICENSE SURRENDERED
2	ADDITIONAL PROBATION WITH SUSPENSION
14	ADDITIONAL PROBATION ONLY
0	SUSPENSION ONLY ADDED
0	OTHER CONDITIONS ADDED ONLY
0	OTHER PROBATION OUTCOME

PETITION FOR MODIFICATION OR TERMINATION OF PROBATION	
25	GRANTED
4	DENIED

**PETITION FOR REINSTATEMENT OF REVOKED LICENSE/REGISTRATION/  
CERTIFICATION**

5	GRANTED
8	DENIED

**COST RECOVERY**

\$239,520.51	ORDERED
\$19,287.08	COLLECTED

**SUMMARY OF ENFORCEMENT ACTIVITY:  
POLYSOMNOGRAPHIC****COMPLAINTS—INTAKE**

2	RECEIVED
0	CLOSED WITHOUT REFERRAL FOR INVESTIGATION
2	REFERRED FOR INVESTIGATION
0	PENDING

**CONVICTION/ARREST NOTIFICATION COMPLAINTS**

6	RECEIVED
0	CLOSED WITHOUT REFERRAL FOR INVESTIGATION
6	REFERRED FOR INVESTIGATION
0	PENDING

**INVESTIGATIONS**

8	OPENED
3	CLOSED
8	PENDING

**ENFORCEMENT AGING—COMPLETED INTAKE AND INVESTIGATIONS**

2	UP TO 90 DAYS
0	91 TO 180 DAYS
0	181 DAYS TO 1 YEAR
1	1 TO 2 YEARS
0	2 TO 3 YEARS
0	OVER 3 YEARS
7	AVERAGE NUMBER OF DAYS FROM RECEIPT OF COMPLAINT TO ASSIGNMENT OF INVESTIGATOR (START OF INVESTIGATION)
183	AVERAGE NUMBER OF DAYS FOR ALL INVESTIGATION OUTCOMES (FROM START OF INVESTIGATION TO REFERRAL FOR PROSECUTION OR CASE CLOSURE WITHOUT REFERRAL FOR PROSECUTION)
189	AVERAGE NUMBER OF DAYS FROM RECEIPT OF COMPLAINT TO REFERRAL FOR PROSECUTION OR CASE CLOSURE WITHOUT REFERRAL FOR PROSECUTION

**CITATIONS AND FINES**

0	ISSUED WITHOUT A FINE
1	ISSUED WITH A FINE
0	WITHDRAWN/DISMISSED/REDUCED
22	AVERAGE NUMBER OF DAYS TO ISSUE A CITATION AND FINE (FROM COMPLAINT RECEIPT/INSPECTION CONDUCTED TO CITATION ISSUED)

**TOTAL AMOUNT OF FINES**

\$350.00	ASSESSED
\$0.00	WITHDRAWN/DISMISSED/REDUCED
\$350.00	COLLECTED

**CRIMINAL/CIVIL ACTIONS**

0	REFERRALS FOR CRIMINAL/CIVIL ACTION
0	CRIMINAL ACTIONS FILED
0	CIVIL ACTIONS FILED

**OFFICE OF THE ATTORNEY GENERAL/DISCIPLINARY ACTIONS**

1	CASES OPENED/INITIATED
5	CASES CLOSED
2	CASES PENDING

**ENFORCEMENT AGING—COMPLETED ATTORNEY GENERAL CASES**

0	UP TO 1 YEAR
1	1 TO 2 YEARS
3	2 TO 3 YEARS
1	OVER 3 YEARS
968	AVERAGE NUMBER OF DAYS TO IMPOSE DISCIPLINE

**FORMAL ACTIONS FILED/WITHDRAWN/DISMISSED**

0	STATEMENT OF ISSUES FILED
4	ACCUSATIONS FILED
1	RESTRAINING/RESTRICTION/SUSPENSION ORDERS GRANTED
0	STATEMENT OF ISSUES WITHDRAWN/DISMISSED
0	ACCUSATIONS WITHDRAWN/DISMISSED
421	AVERAGE NUMBER OF DAYS FROM CLOSURE OF INVESTIGATION TO IMPOSING FORMAL DISCIPLINE





ADMINISTRATIVE OUTCOMES/FINAL ORDERS	
0	LICENSE APPLICATIONS DENIED
3	REVOCATION
0	SURRENDER OF LICENSE
0	PROBATION WITH SUSPENSION
0	SUSPENSION ONLY
2	PROBATION ONLY
0	PUBLIC REPRIMAND/PUBLIC REPROVAL/PUBLIC LETTER OF REPRIMAND
0	OTHER DECISIONS
5	TOTAL

PROBATION	
0	PROBATIONS COMPLETED
1	PROBATIONERS PENDING (CLOSE OF FISCAL YEAR)

SUBSEQUENT DISCIPLINE	
0	PROBATIONS REVOKED
2	PROBATIONER'S LICENSE SURRENDERED
0	ADDITIONAL PROBATION ONLY
0	SUSPENSION ONLY ADDED
0	OTHER CONDITIONS ADDED ONLY
0	OTHER PROBATION OUTCOME

PETITION FOR MODIFICATION OR TERMINATION OF PROBATION	
0	GRANTED
0	DENIED

PETITION FOR REINSTATEMENT OF REVOKED LICENSE/REGISTRATION/CERTIFICATION	
0	GRANTED
0	DENIED

COST RECOVERY	
\$11,267.50	ORDERED
\$0.00	COLLECTED

## SUMMARY OF ENFORCEMENT ACTIVITY: RESEARCH PSYCHOANALYST

COMPLAINTS—INTAKE	
0	RECEIVED
0	CLOSED WITHOUT REFERRAL FOR INVESTIGATION
0	REFERRED FOR INVESTIGATION
0	PENDING

CONVICTION/ARREST NOTIFICATION COMPLAINTS	
0	RECEIVED
0	CLOSED WITHOUT REFERRAL FOR INVESTIGATION
0	REFERRED FOR INVESTIGATION
0	PENDING

INVESTIGATIONS	
0	OPENED
0	CLOSED
0	PENDING

ENFORCEMENT AGING—COMPLETED INTAKE AND INVESTIGATIONS	
0	UP TO 90 DAYS
0	91 TO 180 DAYS
0	181 DAYS TO 1 YEAR
0	1 TO 2 YEARS
0	2 TO 3 YEARS
0	OVER 3 YEARS
N/A	AVERAGE NUMBER OF DAYS FROM RECEIPT OF COMPLAINT TO ASSIGNMENT OF INVESTIGATOR (START OF INVESTIGATION)
N/A	AVERAGE NUMBER OF DAYS FOR ALL INVESTIGATION OUTCOMES (FROM START OF INVESTIGATION TO REFERRAL FOR PROSECUTION OR CASE CLOSURE WITHOUT REFERRAL FOR PROSECUTION)
N/A	AVERAGE NUMBER OF DAYS FROM RECEIPT OF COMPLAINT TO REFERRAL FOR PROSECUTION OR CASE CLOSURE WITHOUT REFERRAL FOR PROSECUTION

CITATIONS AND FINES	
0	ISSUED WITHOUT A FINE
0	ISSUED WITH A FINE
0	WITHDRAWN/DISMISSED/REDUCED
N/A	AVERAGE NUMBER OF DAYS TO ISSUE A CITATION AND FINE (FROM COMPLAINT RECEIPT/INSPECTION CONDUCTED TO CITATION ISSUED)



TOTAL AMOUNT OF FINES	
0	ASSESSED
0	WITHDRAWN/DISMISSED/REDUCED
0	COLLECTED

CRIMINAL/CIVIL ACTIONS	
0	REFERRALS FOR CRIMINAL/CIVIL ACTION
0	CRIMINAL ACTIONS FILED
0	CIVIL ACTIONS FILED

OFFICE OF THE ATTORNEY GENERAL/DISCIPLINARY ACTIONS	
0	CASES OPENED/INITIATED
0	CASES CLOSED
0	CASES PENDING

FORMAL ACTIONS FILED/WITHDRAWN/DISMISSED	
0	STATEMENT OF ISSUES FILED
0	ACCUSATIONS FILED
0	RESTRAINING/RESTRICTION/SUSPENSION ORDERS GRANTED
0	STATEMENT OF ISSUES WITHDRAWN/DISMISSED
0	ACCUSATIONS WITHDRAWN/DISMISSED
N/A	AVERAGE NUMBER OF DAYS FROM CLOSURE OF INVESTIGATION TO IMPOSING FORMAL DISCIPLINE

ADMINISTRATIVE OUTCOMES/FINAL ORDERS	
0	LICENSE APPLICATIONS DENIED
0	REVOCATION
0	SURRENDER OF LICENSE
0	PROBATION WITH SUSPENSION
0	SUSPENSION ONLY
0	PROBATION ONLY
0	PUBLIC REPRIMAND/PUBLIC REPROVAL/PUBLIC LETTER OF REPRIMAND
0	OTHER DECISIONS
0	TOTAL

ENFORCEMENT AGING—COMPLETED ATTORNEY GENERAL CASES	
0	UP TO 1 YEAR
0	1 TO 2 YEARS
0	2 TO 3 YEARS
0	OVER 3 YEARS
N/A	AVERAGE NUMBER OF DAYS TO IMPOSE DISCIPLINE

PROBATION	
0	PROBATIONS COMPLETED
0	PROBATIONERS PENDING (CLOSE OF FISCAL YEAR)

SUBSEQUENT DISCIPLINE	
0	PROBATIONS REVOKED
0	PROBATIONERS LICENSE SURRENDERED
0	ADDITIONAL PROBATION WITH SUSPENSION
0	ADDITIONAL PROBATION ONLY
0	SUSPENSION ONLY ADDED
0	OTHER CONDITIONS ADDED ONLY
0	OTHER PROBATION OUTCOME

PETITION FOR MODIFICATION OR TERMINATION OF PROBATION	
0	GRANTED
0	DENIED

PETITION FOR REINSTATEMENT OF REVOKED LICENSE/REGISTRATION/CERTIFICATION	
0	GRANTED
0	DENIED

COST RECOVERY	
\$0.00	ORDERED
\$0.00	COLLECTED



# NATUROPATHIC MEDICINE COMMITTEE\*

\* As of January 1, 2023, the Naturopathic Medicine Committee will become the California Board of Naturopathic Medicine.

Licenses and regulates naturopathic doctors.

[www.naturopathic.ca.gov](http://www.naturopathic.ca.gov)

**Staff:** 1 civil servant position, 1 exempt

**Licenses, Registrations, Certificates, and Permits:** 1,124

**Committee Membership:** 2 public representatives, 5 licensees, 2 physicians: doctor of allopathic medicine (M.D.), and/or doctor of osteopathic medicine (D.O.)

**Committee Leadership:**

Rebecca Mitchell

Executive Officer

[rebecca.mitchell@dca.ca.gov](mailto:rebecca.mitchell@dca.ca.gov)

**Laws and Regulations:**

Business and Professions Code, Division 2, Chapter 8.2, §§ 3610–3686

California Code of Regulations, Division 40, title 16, §§ 4200–4268

**Sunset Review:**

Last review: 2022 | Next review: 2026

## COMMITTEE HIGHLIGHTS

### RECIPROCITY

Per Business and Professions Code (BPC) section 3633, the Committee has reciprocity and may grant a license to an applicant who is licensed and in good standing as a naturopathic doctor in another state, jurisdiction, or territory in the United States. However, the applicant must provide proof they meet requirements outlined in BPC sections 3630 and 3631 and undergo background checks.

### ACCOMPLISHMENTS

#### Sunset Review

The Committee submitted its *Sunset Review Report* to the Assembly Committee on Business and Professions, and the Senate Committee on Business, Professions and Economic Development in January 2022. In March 2022, the Senate committee convened a sunset review hearing. The Committee was represented by Chair Dr. Dara Thompson, N.D., Vice Chair Dr. Greta D'Amico, N.D., and Executive Officer Rebecca Mitchell. Effective January 1, 2023, the sunset bill (Committee on Business and Professions, Chapter 414, Statutes of 2022) will make the following changes:

- Changes the name of the Naturopathic Medicine Committee to the California Board of Naturopathic Medicine and places the new Board directly under DCA instead of the Osteopathic Medical Board of California.
- Provides that each appointing authority to the Board has the power to remove from office, at any time, any member of the Board appointed by that authority.



- Requires the Board to employ a full-time staff for enforcement responsibilities who will report directly to the executive officer.
- Authorizes the Board to accept any elective examination from the Naturopathic Physicians Licensing Examinations relevant to a licensee's scope.
- Allows the North American Naturopathic Continuing Education Accreditation Council to be a continuing education approver for the Board.

The Committee continues to work with the Legislature to review the Committee's activities to ensure consumer protection.

### Communications and Outreach

The Committee, in collaboration with DCA's Office of Public Affairs, created and launched social media platforms that provide information on the differences between licensed naturopathic doctors and unlicensed naturopathic practitioners. The Committee believes that the outreach campaign will further protect the consumers of California against unlicensed activity.

### Updates to Regulations

There were two new regulations in 2021–22. The first is the "Notice to Consumers," approved by the Office of Administrative Law (OAL) in August 2021, which requires naturopathic doctors to post a notice informing their patients of the appropriate regulatory body to contact regarding the licensee.

The second regulation approved this year was the "Substantial Relationship and Rehabilitation Criteria," approved by OAL in August 2021, which added references to professional misconduct. This regulation is consistent with the requirements of Assembly Bill 2138 (Chiu, Chapter 995, Statutes of 2018). AB 2138 was enacted to reduce licensing and employment barriers for people who are rehabilitated. The regulatory amendments made by the Committee further that goal by adopting criteria that emphasizes an applicant's or licensee's rehabilitative efforts and what is necessary to show rehabilitation.

### NEW LEGISLATION

**AB 2685 (Committee on Business and Professions, Chapter 414, Statutes of 2022)** is the sunset bill for the Committee. This bill will, among other things, change the name of the Committee to the California Board of Naturopathic Medicine and extend the Board's sunset date to January 1, 2027. This bill will require the Board

to employ a full-time staff position under the direction of the executive officer whose responsibilities shall include enforcement of the Naturopathic Doctors Act. This bill will also make various changes to the Board's licensing, education, and continuing education requirements.

**SB 994 (Jones, Chapter 713, Statutes of 2022)** revises the definition of licensed vocational nurses to include individuals practicing under the direction of a naturopathic doctor, as specified. The bill requires naturopathic doctors who supervise licensed vocational nurses to establish a written supervision protocol, listing the practice agreement, describing the duties and responsibilities of the licensed vocational nurse, and identifying the procedure or protocol for furnishing or ordering drugs, if applicable to the naturopathic doctor's practice. This bill also prohibits licensed vocational nurses from performing specified cosmetic procedures and unsupervised intravenous therapies.

### LICENSE REQUIREMENTS\*

LICENSE REQUIREMENTS	Y/N
CONTINUING EDUCATION/COMPETENCY	Y
DEGREE/PROFESSIONAL SCHOOLING	Y
EXAMINATION	Y
FINGERPRINT REQUIREMENT	Y
QUALIFYING EXPERIENCE (MAY INCLUDE EDUCATION)	Y

\* Applicable to specific license types. Refer to the laws and regulations for details.

### FEES\*

LICENSE TYPE	ACTUAL FEE	STATUTORY LIMIT
NATUROPATHIC DOCTOR APPLICATION	\$400.00	\$500.00
NATUROPATHIC DOCTOR INITIAL LICENSE FEE	\$1,000.00	\$1,200.00
NATUROPATHIC DOCTOR LICENSE RENEWAL FEE	\$1,000.00	\$1,200.00
NATUROPATHIC DOCTOR LATE RENEWAL FEE	\$225.00	\$225.00
NATUROPATHIC DOCTOR DUPLICATE/REPLACEMENT LICENSE FEE	\$38.00	\$38.00
NATUROPATHIC DOCTOR CERTIFIED LICENSE VERIFICATION FEE	\$30.00	\$30.00

\* Additional fees may be required. Refer to Business and Professions Code sections 3680–3681 and California Code of Regulations section 4240 for details.



## SUMMARY OF LICENSING ACTIVITY

INITIAL LICENSES/REGISTRATIONS/CERTIFICATES/PERMITS			
TYPE	APPLICATIONS RECEIVED	ISSUED	RENEWED
NATUROPATHIC DOCTOR LICENSE	202	176	505
<b>TOTAL</b>	<b>202</b>	<b>176</b>	<b>505</b>

LICENSING POPULATION BY TYPE	
TYPE	LICENSES/REGISTRATIONS/CERTIFICATES/PERMITS
NATUROPATHIC DOCTOR	1,124
<b>TOTAL</b>	<b>1,124</b>

RENEWAL AND CONTINUING EDUCATION (CE)		
TYPE	FREQUENCY OF RENEWAL	NUMBER OF CE HOURS REQUIRED EACH CYCLE
NATUROPATHIC DOCTOR	EVERY 2 YEARS	60*

\* 20 must be pharmaceutical.

EXAMINATION RESULTS			
EXAMINATION TITLE	% PASS	% FAIL	TOTAL NUMBER OF CANDIDATES
NATUROPATHIC PHYSICIANS LICENSING EXAMINATION	70	30	133

## SUMMARY OF ENFORCEMENT ACTIVITY

COMPLAINTS—INTAKE	
53	RECEIVED
0	CLOSED WITHOUT REFERRAL FOR INVESTIGATION
53	REFERRED FOR INVESTIGATION
0	PENDING

CONVICTION/ARREST NOTIFICATION COMPLAINTS	
3	RECEIVED
0	CLOSED WITHOUT REFERRAL FOR INVESTIGATION
3	REFERRED FOR INVESTIGATION
0	PENDING

INVESTIGATIONS	
56	OPENED
29	CLOSED
109	PENDING

ENFORCEMENT AGING—COMPLETED INTAKE AND INVESTIGATIONS	
19	UP TO 90 DAYS
8	91 TO 180 DAYS
0	181 DAYS TO 1 YEAR
2	1 TO 2 YEARS
0	2 TO 3 YEARS
0	OVER 3 YEARS
13	AVERAGE NUMBER OF DAYS FROM RECEIPT OF COMPLAINT TO ASSIGNMENT OF INVESTIGATOR (START OF INVESTIGATION)
66	AVERAGE NUMBER OF DAYS FOR ALL INVESTIGATION OUTCOMES (FROM START OF INVESTIGATION TO REFERRAL FOR PROSECUTION OR CASE CLOSURE WITHOUT REFERRAL FOR PROSECUTION)
78	AVERAGE NUMBER OF DAYS FROM RECEIPT OF COMPLAINT TO REFERRAL FOR PROSECUTION OR CASE CLOSURE WITHOUT REFERRAL FOR PROSECUTION

CITATIONS AND FINES	
0	ISSUED WITHOUT A FINE
0	ISSUED WITH A FINE
0	WITHDRAWN/DISMISSED/REDUCED
0	AVERAGE NUMBER OF DAYS TO ISSUE A CITATION AND FINE (FROM COMPLAINT RECEIPT/INSPECTION CONDUCTED TO CITATION ISSUED)

TOTAL AMOUNT OF FINES	
\$0.00	ASSESSED
\$0.00	WITHDRAWN/DISMISSED/REDUCED
\$0.00	COLLECTED

CRIMINAL/CIVIL ACTIONS	
0	REFERRALS FOR CRIMINAL/CIVIL ACTION
0	CRIMINAL ACTIONS FILED
0	CIVIL ACTIONS FILED

OFFICE OF THE ATTORNEY GENERAL/DISCIPLINARY ACTIONS	
1	CASES OPENED/INITIATED
0	CASES CLOSED
1	CASES PENDING



FORMAL ACTIONS FILED/WITHDRAWN/DISMISSED	
0	STATEMENT OF ISSUES FILED
1	ACCUSATIONS FILED
0	RESTRAINING/RESTRICTION/SUSPENSION ORDERS GRANTED
0	STATEMENT OF ISSUES WITHDRAWN/DISMISSED
0	ACCUSATIONS WITHDRAWN/DISMISSED
0	AVERAGE NUMBER OF DAYS FROM CLOSURE OF INVESTIGATION TO IMPOSING FORMAL DISCIPLINE

ADMINISTRATIVE OUTCOMES/FINAL ORDERS	
0	LICENSE APPLICATIONS DENIED
0	REVOCATION
0	SURRENDER OF LICENSE
0	PROBATION WITH SUSPENSION
0	SUSPENSION ONLY
0	PROBATION ONLY
0	PUBLIC REPRIMAND/PUBLIC REPROVAL/PUBLIC LETTER OF REPRIMAND
0	OTHER DECISIONS
0	<b>TOTAL</b>

ENFORCEMENT AGING—COMPLETED ATTORNEY GENERAL CASES	
0	UP TO 1 YEAR
0	1 TO 2 YEARS
0	2 TO 3 YEARS
0	OVER 3 YEARS
0	AVERAGE NUMBER OF DAYS TO IMPOSE DISCIPLINE

PROBATION	
0	PROBATIONS COMPLETED
0	PROBATIONERS PENDING (CLOSE OF FISCAL YEAR)

SUBSEQUENT DISCIPLINE	
0	PROBATIONS REVOKED
0	PROBATIONER'S LICENSE SURRENDERED
0	ADDITIONAL PROBATION ONLY
0	SUSPENSION ONLY ADDED
0	OTHER CONDITIONS ADDED ONLY
0	OTHER PROBATION OUTCOME

PETITION FOR MODIFICATION OR TERMINATION OF PROBATION	
0	GRANTED
0	DENIED

PETITION FOR REINSTATEMENT OF REVOKED LICENSE/REGISTRATION/CERTIFICATION	
0	GRANTED
0	DENIED

COST RECOVERY	
\$0.00	ORDERED
\$0.00	COLLECTED





# CALIFORNIA BOARD OF OCCUPATIONAL THERAPY

Licenses and regulates occupational therapists  
and occupational therapy assistants.

[www.bot.ca.gov](http://www.bot.ca.gov)

**Staff:** 16.7 civil servant positions, 1 exempt

**Licenses, Registrations, Certificates,  
and Permits:** 19,483

**Board Membership:** 3 public representatives,  
4 licensees

**Board Leadership:**

Heather Martin

*Executive Officer*

[heather.martin@dca.ca.gov](mailto:heather.martin@dca.ca.gov)

**Laws and Regulations:**

Business and Professions Codes §§ 2570–2571

California Code of Regulations, Division 39, title 16,  
§§ 4100–4187

**Sunset Review:**

Last review: 2022 | Next review: 2026

## BOARD HIGHLIGHTS

### RECIPROCITY

The Board does not have reciprocity.

### ACCOMPLISHMENTS

#### Sunset Review

Prior to the March 2022 joint hearing before the Senate Committee on Business, Professions and Economic Development and the Assembly Committee on Business and Professions, the Board prepared and submitted its sunset report. At the hearing, several issues were discussed including the Board's fund reserve and future fiscal solvency, the potential for phasing out the advanced practice approval process, the mental and behavioral health care needs of the profession, as well as the Board's staffing levels.

As a result, Assembly Bill 2671 (Berman, Chapter 290, Statutes of 2022) extended the Board's operations to January 1, 2027. The bill also established occupational therapy professional corporations and identified 14 health care providers that could be shareholders, officers, or directors of that corporation, exempted the Board from being required to issue a certificate of registration to occupational therapy professional corporations, authorized occupational therapists to serve as shareholders and officers of professional medical corporations, and made other technical changes.



## Updates to Licensing

The Board appointed an ad hoc committee and a workgroup to address priority practice issues affecting the occupational therapy profession.

The ad hoc Occupational Therapy Doctorate (OTD) Committee addressed the differences between entry-level and post-professional doctoral programs as they relate to licensure and supervision of the individuals completing their doctoral capstone. The committee recommended clarifying statutory language for the Board to consider.

The OTD Committee also asked the Board to determine a maximum number of occupational therapy students that could be supervised by an occupational therapist who is concurrently supervising occupational therapy assistants and pursue the necessary statutory or regulatory changes.

The Fieldwork Communications Workgroup discussed issues relating to the challenges of California occupational therapy education programs finding placements for students to complete their clinical experience (fieldwork) required for graduation. Working with the California Occupational Therapy Fieldwork Council, the workgroup developed a letter for the Board to consider sending to all occupational therapists and occupational therapy assistants holding active licenses. The letter encouraged licensees to supervise fieldwork students to ensure California students can graduate on a timely basis and enter the profession to offset the loss of licensees due to retirement or relocation.

As the Board considers access to care a consumer-protection issue, the Board supported the California occupational therapy education programs by mailing that letter to nearly 20,000 licensees explaining the benefits of supervising students.

## NEW LEGISLATION

**AB 2671 (Berman, Chapter 290, Statutes of 2022)** is the sunset bill for the Board. This bill extends the sunset date for the Board to January 1, 2027, increases the limit on the total number of occupational therapy assistants that can be supervised by an occupational therapist, and allows occupational therapists to form a professional medical corporation.

## LICENSE REQUIREMENTS\*

LICENSE REQUIREMENTS	Y/N
CONTINUING EDUCATION/COMPETENCY	Y
DEGREE/PROFESSIONAL SCHOOLING	Y
EXAMINATION	Y
FINGERPRINT REQUIREMENT	Y
QUALIFYING EXPERIENCE (MAY INCLUDE EDUCATION)	Y

\* Applicable to specific license types. Refer to the laws and regulations for details.

## FEES\*

LICENSE TYPE	ACTUAL FEE	STATUTORY LIMIT
OCCUPATIONAL THERAPIST/OCCUPATIONAL THERAPY ASSISTANT APPLICATION FEE	\$50.00	\$50.00
OCCUPATIONAL THERAPIST/OCCUPATIONAL THERAPY ASSISTANT FINGERPRINT PROCESSING FEE	\$49.00	N/A
OCCUPATIONAL THERAPIST/OCCUPATIONAL THERAPY ASSISTANT LIMITED PERMIT FEE	\$100.00	N/A
OCCUPATIONAL THERAPIST INITIAL LICENSE FEE (PRORATED)	\$270.00	N/A
OCCUPATIONAL THERAPY ASSISTANT INITIAL LICENSE FEE (PRORATED)	\$210.00	N/A
OCCUPATIONAL THERAPIST RENEWAL FEE	\$270.00	\$150.00/YEAR
OCCUPATIONAL THERAPY ASSISTANT RENEWAL FEE	\$210.00	\$150.00/YEAR
OCCUPATIONAL THERAPIST DELINQUENT RENEWAL FEE	\$135.00	50% RENEWAL FEE
OCCUPATIONAL THERAPY ASSISTANT DELINQUENT RENEWAL FEE	\$105.00	50% RENEWAL FEE
OCCUPATIONAL THERAPIST/OCCUPATIONAL THERAPY ASSISTANT RETIRED LICENSE FEE	\$25.00	\$25.00

\*Additional fees may be required. Refer to the laws and regulations for details.



## SUMMARY OF LICENSING ACTIVITY

INITIAL LICENSES/REGISTRATIONS/CERTIFICATES/PERMITS			
TYPE	APPLICATIONS RECEIVED	ISSUED	RENEWED
OCCUPATIONAL THERAPIST LICENSE	1,624	1,309	7,182
OCCUPATIONAL THERAPIST LIMITED PERMIT*	116	56	N/A
OCCUPATIONAL THERAPY ASSISTANT LICENSE	503	380	1,713
OCCUPATIONAL THERAPY ASSISTANT LIMITED PERMIT*	31	15	N/A
<b>TOTAL</b>	<b>2,274</b>	<b>1,760</b>	<b>8,895</b>

\* A limited permit shall only be valid for three months from the date of issuance by the Board, upon receipt of a failing result, or two weeks following the expiration of the applicant's eligibility to test period, whichever occurs first.

LICENSING POPULATION BY TYPE	
TYPE	LICENSES/REGISTRATIONS/CERTIFICATES/PERMITS
OCCUPATIONAL THERAPIST	15,615
OCCUPATIONAL THERAPIST LIMITED PERMIT	15
OCCUPATIONAL THERAPY ASSISTANT	3,851
OCCUPATIONAL THERAPY ASSISTANT LIMITED PERMIT	2
<b>TOTAL</b>	<b>19,483</b>

RENEWAL AND CONTINUING EDUCATION (CE)		
TYPE	FREQUENCY OF RENEWAL	NUMBER OF CE HOURS REQUIRED EACH CYCLE
OCCUPATIONAL THERAPIST	EVERY 2 YEARS	24
OCCUPATIONAL THERAPY ASSISTANT	EVERY 2 YEARS	24

EXAMINATION RESULTS			
EXAMINATION TITLE	% PASS	% FAIL	TOTAL NUMBER OF CANDIDATES
NATIONAL BOARD FOR CERTIFICATION IN OCCUPATIONAL THERAPY: OCCUPATIONAL THERAPIST REGISTERED EXAMINATION	76	24	1,314
NATIONAL BOARD FOR CERTIFICATION IN OCCUPATIONAL THERAPY: CERTIFIED OCCUPATIONAL THERAPY ASSISTANT EXAMINATION	67	33	469

## SUMMARY OF ENFORCEMENT ACTIVITY

COMPLAINTS—INTAKE	
387	RECEIVED
0	CLOSED WITHOUT REFERRAL FOR INVESTIGATION
386	REFERRED FOR INVESTIGATION
1	PENDING

CONVICTION/ARREST NOTIFICATION COMPLAINTS	
126	RECEIVED
0	CLOSED WITHOUT REFERRAL FOR INVESTIGATION
126	REFERRED FOR INVESTIGATION
0	PENDING

INVESTIGATIONS	
512	OPENED
503	CLOSED
343	PENDING

ENFORCEMENT AGING—COMPLETED INTAKE AND INVESTIGATIONS	
250	UP TO 90 DAYS
43	91 TO 180 DAYS
56	181 DAYS TO 1 YEAR
102	1 TO 2 YEARS
40	2 TO 3 YEARS
12	OVER 3 YEARS
1	AVERAGE NUMBER OF DAYS FROM RECEIPT OF COMPLAINT TO ASSIGNMENT OF INVESTIGATOR (START OF INVESTIGATION)
271	AVERAGE NUMBER OF DAYS FOR ALL INVESTIGATION OUTCOMES (FROM START OF INVESTIGATION TO REFERRAL FOR PROSECUTION OR CASE CLOSURE WITHOUT REFERRAL FOR PROSECUTION)
272	AVERAGE NUMBER OF DAYS FROM RECEIPT OF COMPLAINT TO REFERRAL FOR PROSECUTION OR CASE CLOSURE WITHOUT REFERRAL FOR PROSECUTION

CITATIONS AND FINES	
0	ISSUED WITHOUT A FINE
205	ISSUED WITH A FINE
8	WITHDRAWN/DISMISSED/REDUCED
428	AVERAGE NUMBER OF DAYS TO ISSUE A CITATION AND FINE (FROM COMPLAINT RECEIPT/INSPECTION CONDUCTED TO CITATION ISSUED)



TOTAL AMOUNT OF FINES	
\$72,285.00	ASSESSED
\$2,960.00	WITHDRAWN/DISMISSED/REDUCED
\$50,125.00	COLLECTED

CRIMINAL/CIVIL ACTIONS	
0	REFERRALS FOR CRIMINAL/CIVIL ACTION
0	CRIMINAL ACTIONS FILED
0	CIVIL ACTIONS FILED

OFFICE OF THE ATTORNEY GENERAL/DISCIPLINARY ACTIONS	
11	CASES OPENED/INITIATED
15	CASES CLOSED
12	CASES PENDING

FORMAL ACTIONS FILED/WITHDRAWN/DISMISSED	
0	STATEMENT OF ISSUES FILED
9	ACCUSATIONS FILED
1	RESTRAINING/RESTRICTION/SUSPENSION ORDERS GRANTED
0	STATEMENT OF ISSUES WITHDRAWN/DISMISSED
0	ACCUSATIONS WITHDRAWN/DISMISSED
238	AVERAGE NUMBER OF DAYS FROM CLOSURE OF INVESTIGATION TO IMPOSING FORMAL DISCIPLINE

ADMINISTRATIVE OUTCOMES/FINAL ORDERS	
0	LICENSE APPLICATIONS DENIED
5	REVOCATION
1	SURRENDER OF LICENSE
0	PROBATION WITH SUSPENSION
0	SUSPENSION ONLY
9	PROBATION ONLY
0	PUBLIC REPRIMAND/PUBLIC REPROVAL/PUBLIC LETTER OF REPRIMAND
0	OTHER DECISIONS
15	TOTAL

ENFORCEMENT AGING—COMPLETED ATTORNEY GENERAL CASES	
1	UP TO 1 YEAR
10	1 TO 2 YEARS
2	2 TO 3 YEARS
2	OVER 3 YEARS
644	AVERAGE NUMBER OF DAYS TO IMPOSE DISCIPLINE

PROBATION	
2	PROBATIONS COMPLETED
24	PROBATIONERS PENDING (CLOSE OF FISCAL YEAR)

SUBSEQUENT DISCIPLINE	
0	PROBATIONS REVOKED
0	PROBATIONER'S LICENSE SURRENDERED
0	ADDITIONAL PROBATION ONLY
2	SUSPENSION ONLY ADDED
0	OTHER CONDITIONS ADDED ONLY
0	OTHER PROBATION OUTCOME

PETITION FOR MODIFICATION OR TERMINATION OF PROBATION	
0	GRANTED
0	DENIED

PETITION FOR REINSTATEMENT OF REVOKED LICENSE/REGISTRATION/CERTIFICATION	
0	GRANTED
3	DENIED

COST RECOVERY	
\$74,220.69	ORDERED
\$13,394.83	COLLECTED



# CALIFORNIA STATE BOARD OF OPTOMETRY

Licenses, registers, and regulates optometrists, registered dispensing opticians, contact lens dispensers, spectacle lens dispensers, and nonresident contact lens dispensers.

[www.optometry.ca.gov](http://www.optometry.ca.gov)

**Staff:** 19.9 civil servant positions, 1 exempt

**Licenses, Registrations, Certificates, and Permits:** 15,960

**Board Membership:** 5 public representatives, 6 licensees

**Board Leadership:**

Greg Pruden	Randy Love
<i>Interim Executive Officer</i>	<i>Assistant Executive Officer</i>
<a href="mailto:gregory.pruden@dca.ca.gov">gregory.pruden@dca.ca.gov</a>	<a href="mailto:randy.love@dca.ca.gov">randy.love@dca.ca.gov</a>

**Laws and Regulations:**

Business and Professions Code §§ 2540–2545; §§ 2546–2546.10; §§ 2550–2569; §§ 3000–3167

California Code of Regulations, Division 15, title 16, §§ 1500–1582

California Code of Regulations, Division 13.5, title 16, §§ 1399.200–1399.285

**Sunset Review:**

Last review: 2021 | Next review: 2025

## BOARD HIGHLIGHTS

### RECIPROCITY

The Board does not have reciprocity.

### ACCOMPLISHMENTS

#### Updates to Enforcement

The Board's Enforcement Unit continues to address unlicensed practice within opticianry, having assumed enhanced authority for these professions through Assembly Bill 1534 (Committee on Business and Professions, Chapter 630, Statutes of 2021). These changes clarify opticianry registrations and bring licensure parity for all out-of-state ophthalmic lens dispensers. AB 1534 also expanded and clarified the definition of unprofessional conduct.

The Enforcement Unit is reducing the backlog of investigations regarding California-based optical retailers that fail to obtain ophthalmic device dispensing business registrations, registrations for out-of-state (and sometimes international) nonresident ophthalmic lens dispensing businesses, and substandard practice of individual contact and spectacle lens dispensers.

To communicate the consequences of operating without proper licensure, the Board has increased administrative action, issuing citations with a substantial monetary fine and an order of abatement requiring registration with the Board to continue practice.



## Communications and Outreach

The Board is active on social media, utilizing Facebook, Instagram, LinkedIn, and Twitter. Social media widens outreach to notify licensees about emerging scams and fraud, shares tips with new graduates for application, encourages attendance by stakeholders at upcoming Board and committee meetings, and recruits subject matter experts to assist the Board with case review and occupational analyses.

The Board began publishing a quarterly enforcement bulletin. “The Bulletin” provides helpful information to licensees regarding compliance with the Optometry and Opticianry Practice Acts and what to do if issued a citation. The intent is to improve consumer protection and increase response time to investigation inquiries. Additionally, the bulletin intends to increase compliance with provisions regarding advertising, prevent unlicensed practice by new graduates, and ensure proper licensure of practice locations.

For the 2022 optometry school graduation season, the Board implemented a proactive outreach plan to keep applicants informed as the Board received their transcripts and national board test scores, established Department of Justice and FBI clearance, and completed the application review process.

## Updates to Licensing

The Board implemented an update to the optometrist application within BreZE (the Board’s system for paperless application) that prevents submission prior to the applicant’s graduation from an accredited school of optometry. In prior years, students applied 10–12 months prior to graduation, artificially inflating the application processing time before qualifying for the license. This change better reflects application processing times and helps to reveal actionable process improvements.

## NEW LEGISLATION

**AB 2574 (Salas, Chapter 596, Statutes of 2022)** restores statutory authorities that were erroneously removed by AB 407 (Salas, Chapter 652, Statutes of 2021). It authorizes an optometrist to independently initiate immunizations if they are immunization certified, and to diagnose and stabilize patients with acute angle closure glaucoma. It also clarifies that optometry or ophthalmology assistants may perform preliminary subjective refraction procedures as part of their training.

## LICENSE REQUIREMENTS\*

LICENSE REQUIREMENTS	Y/N
CONTINUING EDUCATION/COMPETENCY	Y
DEGREE/PROFESSIONAL SCHOOLING	Y
EXAMINATION	Y
FINGERPRINT REQUIREMENT	Y
QUALIFYING EXPERIENCE (MAY INCLUDE EDUCATION)	Y

\* Applicable to specific license types. Refer to the laws and regulations for details.

## FEES\*

LICENSE TYPE	ACTUAL FEE	STATUTORY LIMIT
<b>OPTOMETRY LICENSE</b>		
OPTOMETRIST LICENSE APPLICATION FEE	\$275.00	\$275.00
OPTOMETRIST RENEWAL FEE	\$425.00	\$500.00
OPTOMETRIST DELINQUENT RENEWAL FEE	\$50.00	\$50.00
OPTOMETRIST DUPLICATE WALL CERTIFICATE FEE	\$25.00	\$25.00
<b>FICTITIOUS NAME PERMIT</b>		
FICTITIOUS NAME PERMIT APPLICATION FEE	\$50.00	\$50.00
FICTITIOUS NAME PERMIT RENEWAL FEE	\$50.00	\$50.00
FICTITIOUS NAME PERMIT DELINQUENT RENEWAL	\$25.00	\$25.00
<b>STATEMENT OF LICENSURE CERTIFICATE</b>		
STATEMENT OF LICENSURE APPLICATION FEE	\$40.00	\$40.00
STATEMENT OF LICENSURE RENEWAL	\$40.00	\$40.00
STATEMENT OF LICENSURE DELINQUENT RENEWAL	\$20.00	\$20.00
<b>OTHER FEES</b>		
THERAPEUTIC PHARMACEUTICAL AGENT CERTIFICATION	\$25.00	\$25.00
GLAUCOMA CERTIFICATION	\$35.00	\$50.00
LACRIMAL IRRIGATION AND DILATION CERTIFICATION	\$25.00	\$50.00
CONTINUING EDUCATION COURSE APPROVAL FEE	\$50.00	\$100.00
RETIRED LICENSE APPLICATION FEE	\$25.00	\$25.00
RETIRED/VOLUNTEER APPLICATION FEE	\$50.00	\$50.00
<b>REGISTERED DISPENSING OPTICIAN REGISTRATION</b>		
REGISTERED DISPENSING OPTICIAN APPLICATION FEE	\$150.00	\$200.00
REGISTERED DISPENSING OPTICIAN INITIAL REGISTRATION FEE	\$200.00	\$300.00





LICENSE TYPE	ACTUAL FEE	STATUTORY LIMIT
REGISTERED DISPENSING OPTICIAN RENEWAL	\$200.00	\$300.00
REGISTERED DISPENSING OPTICIAN DELINQUENT RENEWAL	\$50.00	\$75.00
REGISTERED DISPENSING OPTICIAN DUPLICATE REPLACEMENT CERTIFICATION	\$25.00	\$25.00
<b>REGISTERED SPECTACLE LENS DISPENSER REGISTRATION</b>		
SPECTACLE LENS DISPENSER APPLICATION FEE	\$150.00	\$200.00
SPECTACLE LENS DISPENSER INITIAL REGISTRATION FEE	\$200.00	\$300.00
SPECTACLE LENS DISPENSER RENEWAL	\$200.00	\$300.00
SPECTACLE LENS DISPENSER DELINQUENT RENEWAL	\$50.00	\$75.00
SPECTACLE LENS DISPENSER DUPLICATE REPLACEMENT CERTIFICATION	\$25.00	\$25.00
<b>REGISTERED CONTACT LENS DISPENSER REGISTRATION</b>		
CONTACT LENS DISPENSER APPLICATION FEE	\$150.00	\$200.00
CONTACT LENS DISPENSER INITIAL REGISTRATION FEE	\$200.00	\$300.00
CONTACT LENS DISPENSER RENEWAL	\$200.00	\$300.00
CONTACT LENS DISPENSER DELINQUENT RENEWAL	\$50.00	\$75.00
CONTACT LENS DISPENSER DUPLICATE REPLACEMENT CERTIFICATION	\$25.00	\$25.00
<b>NONRESIDENT CONTACT LENS SELLER REGISTRATION</b>		
NONRESIDENT CONTACT LENS DISPENSER APPLICATION FEE	\$150.00	\$200.00
NONRESIDENT CONTACT LENS DISPENSER INITIAL REGISTRATION FEE	\$150.00	\$200.00
NONRESIDENT CONTACT LENS DISPENSER RENEWAL	\$200.00	\$300.00
NONRESIDENT CONTACT LENS DISPENSER DELINQUENT RENEWAL	\$50.00	\$75.00

\* Additional fees may be required. Refer to the laws and regulations for details.

## SUMMARY OF LICENSING ACTIVITY

<b>INITIAL LICENSES/REGISTRATIONS/CERTIFICATES/PERMITS</b>			
TYPE	APPLICATIONS RECEIVED	ISSUED	RENEWED
FICTITIOUS NAME PERMIT	163	80	1,540
NONRESIDENT CONTACT LENS SELLER REGISTRATION	5	1	9
OPTOMETRIST LICENSE	287	314	4,055
REGISTERED CONTACT LENS DISPENSER REGISTRATION	151	133	624
REGISTERED DISPENSING OPTICIAN REGISTRATION	85	80	663
REGISTERED SPECTACLE LENS DISPENSER REGISTRATION	398	375	1,691
STATEMENT OF LICENSURE CERTIFICATE	435	387	912
<b>TOTAL</b>	<b>1,524</b>	<b>1,370</b>	<b>9,494</b>

<b>LICENSING POPULATION BY TYPE*</b>	
TYPE	LICENSES/REGISTRATIONS/CERTIFICATIONS/PERMITS
FICTITIOUS NAME PERMIT	1,413
NONRESIDENT CONTACT LENS SELLER	16
OPTOMETRIST	7,563
REGISTERED CONTACT LENS DISPENSER	1,212
REGISTERED DISPENSING OPTICIAN	1,147
REGISTERED SPECTACLE LENS DISPENSER	3,085
STATEMENT OF LICENSURE	1,524
<b>TOTAL</b>	<b>15,960</b>

<b>RENEWAL AND CONTINUING EDUCATION (CE)</b>		
TYPE	FREQUENCY OF RENEWAL	NUMBER OF CE HOURS REQUIRED EACH CYCLE
FICTITIOUS NAME PERMIT	EVERY YEAR	N/A
NONRESIDENT CONTACT LENS SELLER	EVERY 2 YEARS	N/A
OPTOMETRIST	EVERY 2 YEARS	40–50
REGISTERED CONTACT LENS DISPENSER	EVERY 2 YEARS	N/A
REGISTERED DISPENSING OPTICIAN	EVERY 2 YEARS	N/A
REGISTERED SPECTACLE LENS DISPENSER	EVERY 2 YEARS	N/A
STATEMENT OF LICENSURE	EVERY 2 YEARS	N/A



EXAMINATION RESULTS			
EXAMINATION TITLE	% PASS	% FAIL	TOTAL NUMBER OF CANDIDATES
AMERICAN BOARD OF OPTICIANRY EXAMINATION	49	51	743
CALIFORNIA OPTOMETRY LAWS AND REGULATIONS EXAMINATION	92	8	324
NATIONAL BOARD OF EXAMINERS IN OPTOMETRY EXAMINATION	92	8	238
NATIONAL CONTACT LENS EXAMINERS EXAMINATION	51	49	250

## SUMMARY OF ENFORCEMENT ACTIVITY

COMPLAINTS—INTAKE	
270	RECEIVED
1	CLOSED WITHOUT REFERRAL FOR INVESTIGATION
267	REFERRED FOR INVESTIGATION
4	PENDING

CONVICTION/ARREST NOTIFICATION COMPLAINTS	
71	RECEIVED
1	CLOSED WITHOUT REFERRAL FOR INVESTIGATION
71	REFERRED FOR INVESTIGATION
4	PENDING

INVESTIGATIONS	
338	OPENED
322	CLOSED
285	PENDING

ENFORCEMENT AGING—COMPLETED INTAKE AND INVESTIGATIONS	
164	UP TO 90 DAYS
29	91 TO 180 DAYS
34	181 DAYS TO 1 YEAR
41	1 TO 2 YEARS
21	2 TO 3 YEARS
33	OVER 3 YEARS
4	AVERAGE NUMBER OF DAYS FROM RECEIPT OF COMPLAINT TO ASSIGNMENT OF INVESTIGATOR (START OF INVESTIGATION)
332	AVERAGE NUMBER OF DAYS FOR ALL INVESTIGATION OUTCOMES (FROM START OF INVESTIGATION TO REFERRAL FOR PROSECUTION OR CASE CLOSURE WITHOUT REFERRAL FOR PROSECUTION)

ENFORCEMENT AGING—COMPLETED INTAKE AND INVESTIGATIONS	
335	AVERAGE NUMBER OF DAYS FROM RECEIPT OF COMPLAINT TO REFERRAL FOR PROSECUTION OR CASE CLOSURE WITHOUT REFERRAL FOR PROSECUTION

CITATIONS AND FINES	
0	ISSUED WITHOUT A FINE
11	ISSUED WITH A FINE
0	WITHDRAWN/DISMISSED/REDUCED
831	AVERAGE NUMBER OF DAYS TO ISSUE A CITATION AND FINE (FROM COMPLAINT RECEIPT/INSPECTION CONDUCTED TO CITATION ISSUED)

TOTAL AMOUNT OF FINES	
\$36,750.00	ASSESSED
\$0.00	WITHDRAWN/DISMISSED/REDUCED
\$66,203.00	COLLECTED

CRIMINAL/CIVIL ACTIONS	
0	REFERRALS FOR CRIMINAL/CIVIL ACTION
0	CRIMINAL ACTIONS FILED
0	CIVIL ACTIONS FILED

OFFICE OF THE ATTORNEY GENERAL/DISCIPLINARY ACTIONS	
13	CASES OPENED/INITIATED
7	CASES CLOSED
15	CASES PENDING

FORMAL ACTIONS FILED/WITHDRAWN/DISMISSED	
1	STATEMENT OF ISSUES FILED
4	ACCUSATIONS FILED
0	RESTRAINING/RESTRICTION/SUSPENSION ORDERS GRANTED
0	STATEMENT OF ISSUES WITHDRAWN/DISMISSED
0	ACCUSATIONS WITHDRAWN/DISMISSED
700	AVERAGE NUMBER OF DAYS FROM CLOSURE OF INVESTIGATION TO IMPOSING FORMAL DISCIPLINE

ADMINISTRATIVE OUTCOMES/FINAL ORDERS	
1	LICENSE APPLICATIONS DENIED
0	REVOCATION
1	SURRENDER OF LICENSE
0	PROBATION WITH SUSPENSION
0	SUSPENSION ONLY
1	PROBATION ONLY



ADMINISTRATIVE OUTCOMES/FINAL ORDERS	
0	PUBLIC REPRIMAND/PUBLIC REPROVAL/PUBLIC LETTER OF REPRIMAND
0	OTHER DECISIONS
3	<b>TOTAL</b>

ENFORCEMENT AGING—COMPLETED ATTORNEY GENERAL CASES	
0	UP TO 1 YEAR
2	1 TO 2 YEARS
4	2 TO 3 YEARS
1	OVER 3 YEARS
891	AVERAGE NUMBER OF DAYS TO IMPOSE DISCIPLINE

PROBATION	
3	PROBATIONS COMPLETED
8	PROBATIONERS PENDING (CLOSE OF FISCAL YEAR)

SUBSEQUENT DISCIPLINE	
1	PROBATIONS REVOKED
1	PROBATIONER'S LICENSE SURRENDERED
0	ADDITIONAL PROBATION ONLY
0	SUSPENSION ONLY ADDED
0	OTHER CONDITIONS ADDED ONLY
0	OTHER PROBATION OUTCOME

PETITION FOR MODIFICATION OR TERMINATION OF PROBATION	
0	GRANTED
0	DENIED

PETITION FOR REINSTATEMENT OF REVOKED LICENSE/REGISTRATION/CERTIFICATION	
0	GRANTED
0	DENIED

COST RECOVERY	
\$25,639.86	ORDERED
\$11,499.19	COLLECTED



# OSTEOPATHIC MEDICAL BOARD OF CALIFORNIA

Licenses and regulates osteopathic physicians and surgeons.

[www.ombc.ca.gov](http://www.ombc.ca.gov)

**Staff:** 1 civil servant position, 1 exempt

**Licenses, Registrations, Certificates, and Permits:** 15,583

**Board Membership:** 4 public representatives, 5 licensees

**Board Leadership:**

Erika Calderon	Terri Thorfinnson
<i>Executive Officer</i>	<i>Assistant Executive Officer</i>
<a href="mailto:erika.calderon@dca.ca.gov">erika.calderon@dca.ca.gov</a>	<a href="mailto:terri.thorfinnson@dca.ca.gov">terri.thorfinnson@dca.ca.gov</a>

**Laws and Regulations:**

Business and Professions Code §§ 2400–2459.7, § 3600

California Code of Regulations, Division 16, title 16, §§ 1600–1697

**Sunset Review:**

Last review: 2021 | Next review: 2025

## BOARD HIGHLIGHTS

### RECIPROCITY

Per Business and Professions Code section 2153.5, the Board accepts licensees from any state that requires passage of the Comprehensive Osteopathic Medical Licensing Examination (COMLEX) levels 1, 2, and 3 as its written examination for licensure. Any other state written examination may be considered for approval and acceptance by the Board on a case-by-case basis.

### ACCOMPLISHMENTS

#### Updates to Licensing

The Board's licensing requirements significantly changed due to the provisions of Senate Bill 806 (Roth, Chapter 649, Statutes of 2021) that became effective on January 1, 2022. SB 806 changed the amount of postgraduate training required for initial licensure from 36 to 12 months, but requires new licensees to demonstrate completion of 36 months of postgraduate training at the time of their first renewal. The Board seamlessly implemented the provisions of SB 806 with the assistance of DCA's Office of Information Services.

The Board's applications for full, unrestricted licenses increased significantly, from 699 in fiscal year 2020–21 to 1,229 in 2021–22, representing a 76% increase. While the significant increase was a result of SB 806 changes, it also supports the Board's position that the osteopathic profession is continuing to grow. Even with the significant increase in applications received, the Board was able to ensure that the applications were processed within an acceptable time frame by redirecting resources from other units.



## Communications and Outreach

The Board's executive director attended several outreach events to educate and inform stakeholders on ongoing developments. Specifically, the executive director attended Osteopathic Physician and Surgeons of California town hall events and presented to osteopathic schools in California. The topics included, but were not limited to, changes to the Board's licensing and continuing medical education requirements and the change to an automated fingerprint process.

## Structural Changes to the Board

The Board dissolved its internal Cashiering Unit and shifted the processing of all of its payments to the DCA Central Cashiering Unit. This allowed the Board to increase efficiency by redirecting its one cashiering position to process the increasing licensing workload and function as the front desk receptionist.

## Collaborations

The Board collaborated with the California Department of Public Health, Department of Justice, and Medical Board of California to implement the vaccine exemption bills. These bills created a process for physicians and patients to electronically request vaccine exemptions for children. The bills also provided, as a condition of submitting a request, that parents submit an electronic consent form to release medical records. This collaboration created a more efficient process to request vaccine exemptions while being consistent with the Board's mission of protecting the public.

## NEW LEGISLATION

**AB 1278 (Nazarian, Chapter 750, Statutes of 2022)** requires physicians to provide each patient, at their initial office visit, a written or electronic notice of the Open Payments database. The disclosure, which must include a link to the database website, must be signed by the patient and kept in their records. The bill also requires physicians to conspicuously post an open payments database notice in each location where they practice and, beginning January 1, 2024, on their website.

**AB 1636 (Weber, Chapter 453, Statutes of 2022)** prohibits the Board from reinstating the license of a physician who had their license revoked or surrendered because they committed certain sex offenses or sexual misconduct with a patient. It expands current automatic revocation requirements to also include certain out-of-state convictions for sex offenses. This bill also allows the Board to deny a license to an applicant who was

disciplined by another licensing board for sexual misconduct with a patient regardless of when the discipline occurred, removing the current seven-year limitation.

**AB 1954 (Quirk, Chapter 232, Statutes of 2022)** prohibits physicians from automatically denying treatment or medication to a qualified patient based solely on a positive drug screen for tetrahydrocannabinol or report of medical cannabis use without first completing a case-by-case evaluation of the patient. Physicians could not be punished, or denied any right or privilege, for administering treatment or medication consistent with the standard of care to such patients.

**AB 2098 (Low, Chapter 938, Statutes of 2022)** specifies that the dissemination of misinformation or disinformation related to COVID-19, from physicians to their patients, constitutes unprofessional conduct.

**SB 923 (Wiener, Chapter 822, Statutes of 2022)**, among other things, updates cultural competency requirements for physicians to recommend more detailed topics related to transgender, gender diverse, and intersex patients.

## LICENSE REQUIREMENTS

LICENSE REQUIREMENTS	Y/N
CONTINUING EDUCATION/COMPETENCY	Y
DEGREE/PROFESSIONAL SCHOOLING	Y
EXAMINATION	Y
FINGERPRINT REQUIREMENT	Y
QUALIFYING EXPERIENCE (MAY INCLUDE EDUCATION)	Y

## FEES\*

LICENSE TYPE	ACTUAL FEE	STATUTORY LIMIT
OSTEOPATHIC PHYSICIAN AND SURGEON LICENSE		
PHYSICIAN AND SURGEON APPLICATION FEE	\$200.00	\$400.00
PHYSICIAN AND SURGEON INITIAL LICENSING FEE*	\$400.00	\$400.00
PHYSICIAN AND SURGEON ACTIVE LICENSE FEE	\$400.00	\$400.00
PHYSICIAN AND SURGEON INACTIVE LICENSE FEE	\$300.00	\$300.00
PHYSICIAN AND SURGEON ACTIVE DELINQUENT FEE	\$100.00	\$100.00
PHYSICIAN AND SURGEON INACTIVE DELINQUENT FEE	\$75.00	\$75.00



LICENSE TYPE	ACTUAL FEE	STATUTORY LIMIT
<b>POSTGRADUATE TRAINING LICENSE</b>		
POSTGRADUATE TRAINING LICENSE	\$491.00	N/A
<b>FICTITIOUS NAME PERMIT</b>		
FICTITIOUS NAME PERMIT APPLICATION FEE	\$100.00	\$100.00
FICTITIOUS NAME PERMIT RENEWAL FEE	\$50.00	\$50.00
<b>OTHER</b>		
ENDORSEMENT	\$25.00	\$25.00
DUPLICATE CERTIFICATE	\$25.00	\$25.00
CONTROLLED SUBSTANCE UTILIZATION REVIEW AND EVALUATION SYSTEM FEE**	(DUE TO OTHER FUND) \$22.00	\$22.00
STEVEN M. THOMPSON PHYSICIAN CORPS LOAN REPAYMENT PROGRAM***	(DUE TO OTHER FUND) \$25.00	\$25.00

\* Initial fee is prorated.

\*\* \$11.00/year collected with renewal, Business and Professions Code section 208(a).

\*\*\* Collected at renewal per Business and Professions Code section 2436.5 and initial licensure per Business and Professions Code section 2455.1.

## SUMMARY OF LICENSING ACTIVITY

<b>INITIAL LICENSES/REGISTRATIONS/CERTIFICATES/PERMITS</b>			
TYPE	APPLICATIONS RECEIVED	ISSUED	RENEWED
FICTITIOUS NAME PERMIT	144	102	703
OSTEOPATHIC PHYSICIAN AND SURGEON LICENSE	1,229*	956	4,875
POSTGRADUATE TRAINING LICENSE	559	535	N/A**
<b>TOTAL</b>	<b>1,932</b>	<b>1,593</b>	<b>5,578</b>

\* The number of osteopathic physicians and surgeons applications increased significantly in 2021–22 due to the passage of SB 806. This change made every resident in their second or third year of residency immediately eligible for a full, unrestricted license.

\*\* Postgraduate training licenses cannot be renewed.

<b>LICENSING POPULATION BY TYPE</b>	
TYPE	LICENSES/REGISTRATIONS/CERTIFICATIONS/PERMITS
FICTITIOUS NAME PERMIT	1,167
OSTEOPATHIC PHYSICIAN AND SURGEON	13,081
POSTGRADUATE TRAINING	1,335
<b>TOTAL</b>	<b>15,583</b>

<b>RENEWAL AND CONTINUING EDUCATION (CE)</b>		
TYPE	FREQUENCY OF RENEWAL	NUMBER OF CE HOURS REQUIRED EACH CYCLE
FICTITIOUS NAME PERMIT	EVERY YEAR	N/A
OSTEOPATHIC PHYSICIAN AND SURGEON	EVERY 2 YEARS	50

<b>EXAMINATION RESULTS</b>			
EXAMINATION TITLE	% PASS	% FAIL	TOTAL NUMBER OF CANDIDATES
COMPREHENSIVE OSTEOPATHIC MEDICAL LICENSING EXAMINATION OF THE UNITED STATES LEVELS 1, 2, AND 3	THE BOARD DOES NOT TRACK THE NUMBER OF PASSES, FAILURES, OR TOTAL NUMBER OF CANDIDATES.		

## SUMMARY OF ENFORCEMENT ACTIVITY

<b>COMPLAINTS—INTAKE</b>	
625	RECEIVED
2	CLOSED WITHOUT REFERRAL FOR INVESTIGATION
696	REFERRED FOR INVESTIGATION
19	PENDING

<b>CONVICTION/ARREST NOTIFICATION COMPLAINTS</b>	
25	RECEIVED
0	CLOSED WITHOUT REFERRAL FOR INVESTIGATION
23	REFERRED FOR INVESTIGATION
4	PENDING

<b>INVESTIGATIONS</b>	
719	OPENED
692	CLOSED
427	PENDING

<b>ENFORCEMENT AGING—COMPLETED INTAKE AND INVESTIGATIONS</b>	
341	UP TO 90 DAYS
122	91 TO 180 DAYS
130	181 DAYS TO 1 YEAR
70	1 TO 2 YEARS
29	2 TO 3 YEARS
0	OVER 3 YEARS
24	AVERAGE NUMBER OF DAYS FROM RECEIPT OF COMPLAINT TO ASSIGNMENT OF INVESTIGATOR (START OF INVESTIGATION)





ENFORCEMENT AGING—COMPLETED INTAKE AND INVESTIGATIONS	
168	AVERAGE NUMBER OF DAYS FOR ALL INVESTIGATION OUTCOMES (FROM START OF INVESTIGATION TO REFERRAL FOR PROSECUTION OR CASE CLOSURE WITHOUT REFERRAL FOR PROSECUTION)
191	AVERAGE NUMBER OF DAYS FROM RECEIPT OF COMPLAINT TO REFERRAL FOR PROSECUTION OR CASE CLOSURE WITHOUT REFERRAL FOR PROSECUTION

CITATIONS AND FINES	
0	ISSUED WITHOUT A FINE
3	ISSUED WITH A FINE
0	WITHDRAWN/DISMISSED/REDUCED
184	AVERAGE NUMBER OF DAYS TO ISSUE A CITATION AND FINE (FROM COMPLAINT RECEIPT/INSPECTION CONDUCTED TO CITATION ISSUED)

TOTAL AMOUNT OF FINES	
\$3,600.00	ASSESSED
\$0.00	WITHDRAWN/DISMISSED/REDUCED
\$1,000.00	COLLECTED

CRIMINAL/CIVIL ACTIONS	
1	REFERRALS FOR CRIMINAL/CIVIL ACTION
1	CRIMINAL ACTIONS FILED
0	CIVIL ACTIONS FILED

OFFICE OF THE ATTORNEY GENERAL/DISCIPLINARY ACTIONS	
33	CASES OPENED/INITIATED
12	CASES CLOSED
35	CASES PENDING

FORMAL ACTIONS FILED/WITHDRAWN/DISMISSED	
0	STATEMENT OF ISSUES FILED
21	ACCUSATIONS FILED
4	RESTRAINING/RESTRICTION/SUSPENSION ORDERS GRANTED
0	STATEMENT OF ISSUES WITHDRAWN/DISMISSED
1	ACCUSATIONS WITHDRAWN/DISMISSED
271	AVERAGE NUMBER OF DAYS FROM CLOSURE OF INVESTIGATION TO IMPOSING FORMAL DISCIPLINE

ADMINISTRATIVE OUTCOMES/FINAL ORDERS	
0	LICENSE APPLICATIONS DENIED
2	REVOCATION
4	SURRENDER OF LICENSE
1	PROBATION WITH SUSPENSION

ADMINISTRATIVE OUTCOMES/FINAL ORDERS	
0	SUSPENSION ONLY
2	PROBATION ONLY
4	PUBLIC REPRIMAND/PUBLIC REPROVAL/PUBLIC LETTER OF REPRIMAND
0	OTHER DECISIONS
13	TOTAL

ENFORCEMENT AGING—COMPLETED ATTORNEY GENERAL CASES	
4	UP TO 1 YEAR
0	1 TO 2 YEARS
2	2 TO 3 YEARS
6	OVER 3 YEARS
825	AVERAGE NUMBER OF DAYS TO IMPOSE DISCIPLINE

PROBATION	
8	PROBATIONS COMPLETED
34	PROBATIONERS PENDING (CLOSE OF FISCAL YEAR)

SUBSEQUENT DISCIPLINE	
0	PROBATIONS REVOKED
1	PROBATIONER'S LICENSE SURRENDERED
0	ADDITIONAL PROBATION ONLY
1	SUSPENSION ONLY ADDED
0	OTHER CONDITIONS ADDED ONLY
0	OTHER PROBATION OUTCOME

PETITION FOR MODIFICATION OR TERMINATION OF PROBATION	
2	GRANTED
1	DENIED

PETITION FOR REINSTATEMENT OF REVOKED LICENSE/REGISTRATION/CERTIFICATION	
0	GRANTED
1	DENIED

COST RECOVERY	
\$160,461.94	ORDERED
\$181,852.00	COLLECTED



CALIFORNIA STATE  
BOARD OF PHARMACY

# CALIFORNIA STATE BOARD OF PHARMACY

Licenses and regulates pharmacies, pharmacists, pharmacist interns, pharmacy technicians, and drug wholesalers.

[www.pharmacy.ca.gov](http://www.pharmacy.ca.gov)

**Staff:** 134.3 civil servant positions, 1 exempt

**Licenses, Registrations, Certificates, and Permits:** 141,171

**Board Membership:** 6 public representatives, 7 licensees

**Board Leadership:**

Anne Sodergren  
*Executive Officer*

[anne.sodergren@dca.ca.gov](mailto:anne.sodergren@dca.ca.gov)

**Laws and Regulations:**

Business and Professions Code 4000 et seq.  
California Code of Regulations, title 16, § 1700 et seq.

**Sunset Review:**

Last review: 2020 | Next review: 2025

## BOARD HIGHLIGHTS

### RECIPROCITY

The Board does not have reciprocity.

### ACCOMPLISHMENTS

#### Strategic Plan

The Board completed a comprehensive update of its strategic plan, revising existing goals and adding new priorities in response to changes occurring in public health, the marketplace, legislation, and other areas. The strategic plan guides the Board in its mission to protect and promote the health and safety of Californians.

#### Structural Changes to the Board

The Board established two ad hoc committees to study important policy matters in the pharmacy profession. The Medication Error Reduction and Workforce Committee was created to consider the connection between medication errors and the issues of burnout, extreme fatigue, and poor quality of life reported by pharmacy workers. The Board also established a Standard of Care Committee to discuss whether moving to a standard of care enforcement model would be feasible and appropriate for the regulation of pharmacy, and to make recommendations to the Legislature about the outcome of these discussions.

#### Board Provided Training Programs

The Board created a free, online training webinar for pharmacists to furnish HIV pre-exposure (PrEP) and



post-exposure prophylaxis (PEP), pursuant to California Code of Regulations, title 16, section 1747. Pharmacists who complete the webinar and an assessment will be able to independently initiate and furnish HIV PrEP/PEP, improving access to HIV medications.

The Board hosted full-day training events for California pharmacists on preventing prescription drug abuse and drug diversion. The training enables pharmacists to recognize drug diversion in pharmacies and to help consumers prevent drug abuse in their communities.

## Important Meetings

The Board hosted a dozen virtual listening sessions and used a short survey to solicit comments from pharmacy technicians and pharmacists in advance of a pharmacy technician summit convened in April 2022.

## Communications and Outreach

The Board provided extensive guidance to help pharmacists comply with Business and Professions Code section 688, related to new electronic data prescriptions requirements.

The Board responded to nine wildfire and winter storm emergencies declared by Governor Gavin Newsom in multiple counties by emailing alerts reminding pharmacists of state laws related to furnishing prescription drugs during an emergency, providing emergency refills without prescriber authorization, and operating a mobile pharmacy in a declared emergency area, allowing for continuity of patient care for displaced patients.

The Board issued 245 email alerts to licensees regarding drug recalls, drug withdrawals, and other warnings to protect consumers by instantly notifying licensees and the public about potentially hazardous prescription medications and products.

## Updates to Regulations

The Board amended a regulation related to reporting drug losses (California Code of Regulations, title 16, section 1715.6).

The Board amended a regulation related to pharmacists administering vaccines (California Code of Regulations, title 16, section 1746.4) to eliminate a redundant requirement for pharmacists who administer vaccines under specified conditions.

## NEW LEGISLATION

### **AB 852 (Wood, Chapter 518, Statutes of 2022)**

prohibits a pharmacy, pharmacist, or other practitioner authorized to dispense or furnish a prescription from

refusing to dispense or furnish an electronic prescription solely because the prescription was not submitted using means compatible with their proprietary software. This bill also permits a pharmacy, pharmacist, or other authorized practitioner to decline to dispense or furnish an e-prescription submitted via software that fails to meet specified criteria, and specifies additional exceptions to ordinary e-prescription requirements.

### **AB 1852 (Patterson, Chapter 111, Statutes of 2022)**

adds licensed hospice facilities to the authorized list of locations that may utilize an automated drug delivery system.

### **AB 2194 (Ward, Chapter 958, Statutes of 2022)**

requires continuing education requirements for pharmacists and pharmacy technicians to include at least one hour of participation in a cultural competency course, as defined, beginning January 1, 2024. This bill also prohibits a pharmacy technician license from being renewed unless the applicant submits proof that the cultural competency course has been completed.

### **SB 872 (Dodd, Chapter 220, Statutes of 2022)**

authorizes a county, city and county, or a special hospital authority, to operate mobile units to provide medication to homeless individuals if they have a valid prescription. These mobile units will be inspected and regulated by the Board as an extension of these entities' existing pharmacy license.

### **SB 1259 (Dodd, Chapter 245, Statutes of 2022)**

authorizes licensed pharmacists to furnish any opioid antagonist approved by the federal Food and Drug Administration rather than just naloxone hydrochloride. This bill will also require pharmacists to complete continuing education on the use of opioid antagonists, rather than solely on the use of naloxone.

### **SB 1346 (Becker, Chapter 886, Statutes of 2022)**

among other things, establishes a pilot program until January 1, 2030, in the counties of Santa Clara and San Mateo, and the City and County of San Francisco, related to the collection and distribution of surplus medication. This pilot program will remove current requirements limiting the number of times donated medication can be transferred, how donated medication must be packaged, and whether donated medication can be comingled with other prescriptions for participating entities. This bill also includes facilities licensed by the Department of Social Services, the Department of Public Health, the Department of Health Care Services, the Department of Corrections and Rehabilitation, the Department of Juvenile Justice, and the Department of State Hospitals on the list of accepted donor facilities.



## LICENSE REQUIREMENTS

LICENSE REQUIREMENTS	Y/N
CONTINUING EDUCATION/COMPETENCY*	Y
DEGREE/PROFESSIONAL SCHOOLING**	Y
EXAMINATION**	Y
FINGERPRINT REQUIREMENT***	Y
QUALIFYING EXPERIENCE (MAY INCLUDE EDUCATION)***	Y

\* Required for RPH and APH license types.

\*\* Required for RPH.

\*\*\*Required for RPH, APH, TCH, EXC, EXV, DRL, DRR, DPM.

## FEES\*

LICENSE TYPE	ACTUAL FEE	STATUTORY LIMIT
DESIGNATED REPRESENTATIVE (EXC) APPLICATION FEE	\$210.00	\$210.00
DESIGNATED REPRESENTATIVE (EXC) LICENSE RENEWAL FEE	\$300.00	\$300.00
DESIGNATED REPRESENTATIVE VET (EXV) APPLICATION FEE	\$210.00	\$210.00
DESIGNATED REPRESENTATIVE VET (EXV) LICENSE RENEWAL FEE	\$300.00	\$300.00
DESIGNATED REPRESENTATIVE-3PL (DRL) APPLICATION FEE	\$210.00	\$210.00
DESIGNATED REPRESENTATIVE-3PL (DRL) LICENSE RENEWAL FEE	\$300.00	\$300.00
DESIGNATED REPRESENTATIVE-REVERSE DISTRIBUTOR (DRR) APPLICATION FEE	\$210.00	\$210.00
DESIGNATED REPRESENTATIVE-REVERSE DISTRIBUTOR (DRR) LICENSE RENEWAL FEE	\$300.00	\$300.00
DESIGNATED PARAMEDIC (DPM) APPLICATION FEE	\$14.000	\$140.00
DESIGNATED PARAMEDIC (DPM) LICENSE RENEWAL FEE	\$140.00	\$140.00
PHARMACIST INTERN (INT) APPLICATION FEE	\$230.00	\$230.00
PHARMACIST EXAMINATION APPLICATION FEE	\$285.00	\$285.00
PHARMACIST (RPH) LICENSE FEE	\$215.00	\$215.00
PHARMACIST (RPH) LICENSE RENEWAL FEE	\$505.00	\$505.00
ADVANCED PRACTICE PHARMACIST (APH) APPLICATION FEE	\$300.00	\$300.00
ADVANCED PRACTICE PHARMACIST (APH) LICENSE RENEWAL FEE	\$300.00	\$300.00
PHARMACY TECHNICIAN (TCH) APPLICATION FEE	\$195.00	\$195.00

LICENSE TYPE	ACTUAL FEE	STATUTORY LIMIT
PHARMACY TECHNICIAN (TCH) LICENSE RENEWAL FEE	\$195.00	\$195.00
AUTOMATED DRUG DELIVERY SYSTEM (ADD) APPLICATION FEE	\$200.00	\$250.00
AUTOMATED DRUG DELIVERY SYSTEM (ADD) LICENSE RENEWAL FEE	\$200.00	\$250.00
AUTOMATED DRUG DISPENSING SYSTEM 340B CLINIC (ADC) APPLICATION FEE	\$300.00	\$500.00
AUTOMATED DRUG DISPENSING SYSTEM 340B CLINIC (ADC) LICENSE RENEWAL FEE	\$300.00	\$500.00
AUTOMATED DRUG DELIVERY SYSTEM EMS (ADE) APPLICATION FEE	\$100.00	\$100.00
AUTOMATED DRUG DELIVERY SYSTEM EMS (ADE) LICENSE RENEWAL FEE	\$100.00	\$100.00
CENTRALIZED HOSPITAL PACKAGING (CHP/ CHE) APPLICATION FEE	\$1,150.00	\$1,150.00
CENTRALIZED HOSPITAL PACKAGING (CHP/ CHE) LICENSE RENEWAL FEE	\$1,125.00	\$1,125.00
CLINIC (CLN) APPLICATION FEE	\$570.00	\$570.00
CLINIC (CLN) LICENSE RENEWAL FEE	\$360.00	\$360.00
DRUG ROOM (DRM) APPLICATION FEE	\$570.00	\$570.00
DRUG ROOM (DRM) LICENSE RENEWAL FEE	\$930.00	\$930.00
HOSPITAL (HSP) APPLICATION FEE	\$570.00	\$570.00
HOSPITAL (HSP) LICENSE RENEWAL FEE	\$930.00	\$930.00
HOSPITAL SATELLITE STERILE COMPOUNDING (SCP) APPLICATION FEE	\$2,305.00	\$2,305.00
HOSPITAL SATELLITE STERILE COMPOUNDING (SCP) LICENSE RENEWAL FEE	\$1,855.00	\$1,855.00
HYPODERMIC NEEDLE AND SYRINGES (HYP) APPLICATION FEE	\$240.00	\$240.00
HYPODERMIC NEEDLE AND SYRINGES (HYP) LICENSE RENEWAL FEE	\$280.00	\$280.00
OUTSOURCING FACILITIES (OSF) APPLICATION FEE	\$3,180.00	\$3,180.00
OUTSOURCING FACILITIES (OSF) LICENSE RENEWAL FEE	\$1,855.00	\$1,855.00
OUTSOURCING FACILITIES NONRESIDENT (NSF) APPLICATION FEE	\$3,335.00	\$3,335.00
OUTSOURCING FACILITIES NONRESIDENT (NSF) LICENSE RENEWAL FEE	\$3,180.00	\$3,180.00
PHARMACY (PHY) APPLICATION FEE	\$570.00	\$570.00
PHARMACY (PHY) LICENSE RENEWAL FEE	\$930.00	\$930.00



LICENSE TYPE	ACTUAL FEE	STATUTORY LIMIT
PHARMACY NONRESIDENT (NRP) APPLICATION FEE	\$570.00	\$570.00
PHARMACY NONRESIDENT (NRP) LICENSE RENEWAL FEE	\$930.00	\$930.00
REMOTE DISPENSING PHARMACY (PHR) APPLICATION FEE	\$570.00	\$570.00
REMOTE DISPENSING PHARMACY (PHR) LICENSE RENEWAL FEE	\$930.00	\$930.00
STERILE COMPOUNDING LICENSE (LSC) APPLICATION FEE	\$2,305.00	\$2,305.00
STERILE COMPOUNDING LICENSE (LSC) LICENSE RENEWAL FEE	\$1,855.00	\$1,855.00
STERILE COMPOUNDING LICENSE NONRESIDENT (NSC) APPLICATION FEE	\$3,335.00	\$3,335.00
STERILE COMPOUNDING LICENSE NONRESIDENT (NSC) LICENSE RENEWAL FEE	\$3,180.00	\$3,180.00
THIRD-PARTY LOGISTICS PROVIDER (TPL) APPLICATION FEE	\$820.00	\$820.00
THIRD-PARTY LOGISTICS PROVIDER (TPL) LICENSE RENEWAL FEE	\$820.00	\$820.00
THIRD-PARTY LOGISTICS PROVIDER NONRESIDENT (NPL) APPLICATION FEE	\$820.00	\$820.00
THIRD-PARTY LOGISTICS PROVIDER NONRESIDENT (NPL) LICENSE RENEWAL FEE	\$820.00	\$820.00
VETERINARY FOOD—ANIMAL RETAILER (VET) APPLICATION FEE	\$610.00	\$610.00
VETERINARY FOOD—ANIMAL RETAILER (VET) LICENSE RENEWAL FEE	\$460.00	\$460.00
WHOLESALE (WLS) APPLICATION FEE	\$820.00	\$820.00
WHOLESALE (WLS) LICENSE RENEWAL FEE	\$820.00	\$820.00
WHOLESALE NONRESIDENT (OSD) APPLICATION FEE	\$820.00	\$820.00
WHOLESALE NONRESIDENT (OSD) LICENSE RENEWAL FEE	\$820.00	\$820.00

\* Additional fees may be required. Refer to the laws and regulations for details.

## SUMMARY OF LICENSING ACTIVITY

INITIAL LICENSES/REGISTRATIONS/CERTIFICATES/PERMITS			
TYPE	APPLICATIONS RECEIVED	ISSUED	RENEWED
ADVANCED PRACTICE PHARMACIST LICENSE (APH)	140	178	452
AUTOMATED DRUG DELIVERY SYSTEM LICENSE (ADD/AUD)	196	172	983

INITIAL LICENSES/REGISTRATIONS/CERTIFICATES/PERMITS			
TYPE	APPLICATIONS RECEIVED	ISSUED	RENEWED
AUTOMATED DRUG DELIVERY SYSTEM LICENSE (ADD/APD)	8	21	INCLUDED IN ADD (AUD)
AUTOMATED DRUG DELIVERY SYSTEM EMS LICENSE (ADE)	0	0	1
AUTOMATED PATIENT DISPENSING SYSTEM 340B CLINIC LICENSE (ADC)	2	0	0
CENTRALIZED HOSPITAL PACKAGING (CHP)/GOVERNMENT OWNED LICENSE (CHE)	1	1	11
CLINIC (CLN)/GOVERNMENT OWNED LICENSE (CLE)	154	132	2,056
CORRECTIONAL PHARMACY LICENSE (LCF)	1	0	58
DESIGNATED PARAMEDIC LICENSE (DPM)	1	1	2
DESIGNATED REPRESENTATIVE LICENSE (EXC)	379	325	2,469
DESIGNATED REPRESENTATIVE—3PL LICENSE (DRL)	116	62	347
DESIGNATED REPRESENTATIVE—REVERSE DISTRIBUTOR LICENSE (DRR)	8	3	4
DESIGNATED REPRESENTATIVE VET LICENSE (EXV)	3	1	53
DRUG ROOM (DRM)/ GOVERNMENT OWNED (DRE)	2	4	30
HOSPITAL (HSP)/GOVERNMENT OWNED (HPE)	29	31	465
HOSPITAL SATELLITE STERILE COMPOUNDING (SCP)/GOVERNMENT OWNED LICENSE (SCE)	0	0	6
HYPODERMIC NEEDLE AND SYRINGES (HYP)/GOVERNMENT OWNED LICENSE (HYE)	10	3	229
INTERN PHARMACIST LICENSE (INT)*	1,534	1,481	N/A
OUTSOURCING FACILITY LICENSE (OSF)	0	0	5
OUTSOURCING FACILITY NONRESIDENT LICENSE (NSF)	3	1	19
PHARMACIST LICENSE (RPH) (INITIAL LICENSING APPLICATION)	1,701	1,692	22,563
PHARMACY (PHY)/GOVERNMENT OWNED LICENSE (PHE)	391	386	6,446
PHARMACY NONRESIDENT LICENSE (NRP)	143	116	495



INITIAL LICENSES/REGISTRATIONS/CERTIFICATES/PERMITS			
TYPE	APPLICATIONS RECEIVED	ISSUED	RENEWED
PHARMACY TECHNICIAN LICENSE (TCH)	5,478	5,790	28,269
REMOTE DISPENSING PHARMACY LICENSE (PHR)	1	1	1
STERILE COMPOUNDING (LSC)/GOVERNMENT OWNED LICENSE (LSE)	67	68	797
STERILE COMPOUNDING NONRESIDENT LICENSE (NSC)	13	4	53
SURPLUS MEDICATION COLLECTION DISTRIBUTION INTERMEDIARY LICENSE (SME)	0	0	1
THIRD-PARTY LOGISTICS PROVIDER LICENSE (TPL)	5	4	34
THIRD-PARTY LOGISTICS PROVIDER NONRESIDENT LICENSE (NPL)	34	18	96
VETERINARY FOOD—ANIMAL DRUG RETAILER LICENSE (VET)	1	1	18
WHOLESALE (WLS)/GOVERNMENT OWNED LICENSE (WLE)	45	39	466
WHOLESALE NONRESIDENT LICENSE (OSD)	97	87	716
<b>TOTAL</b>	<b>14,558</b>	<b>10,622</b>	<b>67,145</b>

\* Pursuant to BPC 4208 Intern Pharmacists Licenses are non-renewable as the purpose is to gain experience to qualify for the Pharmacist Licensure Examination.

LICENSING POPULATION BY TYPE	
TYPE*	LICENSES/REGISTRATIONS/CERTIFICATES/PERMITS
ADVANCED PRACTICE PHARMACIST (APH)	1,065
AUTOMATED DRUG DELIVERY SYSTEM (ADD)	1,004
AUTOMATED DRUG DELIVERY SYSTEM EMS (ADE)	1
AUTOMATED PATIENT DISPENSING SYSTEM 340B CLINIC (ADC)	0
CENTRALIZED HOSPITAL PACKAGING (CHP)/GOVERNMENT OWNED (CHE)	11
CLINICS (CLN)/GOVERNMENT OWNED (CLE)	2,302
CORRECTIONAL PHARMACY (LCF)	59
DESIGNATED PARAMEDIC (DPM)	3
DESIGNATED REPRESENTATIVE (EXC)	2,829
DESIGNATED REPRESENTATIVE—3PL (DRL)	398
DESIGNATED REPRESENTATIVE—REVERSE DISTRIBUTOR (DRR)	10
DESIGNATED REPRESENTATIVE VET (EXV)	55

LICENSING POPULATION BY TYPE	
TYPE*	LICENSES/REGISTRATIONS/CERTIFICATES/PERMITS
DRUG ROOM (DRM)/GOVERNMENT OWNED (DRE)	32
HOSPITALS (HSP)/GOVERNMENT OWNED (HPE)	474
HOSPITAL SATELLITE STERILE COMPOUNDING (SCP)/GOVERNMENT OWNED (SCE)	6
HYPODERMIC NEEDLE AND SYRINGES (HYP)/GOVERNMENT OWNED (HYE)	298
INTERN PHARMACIST (INT)	5,359
OUTSOURCING FACILITY (OSF)	4
OUTSOURCING FACILITY NONRESIDENT (NSF)	21
PHARMACIST (RPH)	48,915
PHARMACY (PHY)/GOVERNMENT OWNED (PHE)	6,446
PHARMACY NONRESIDENT (NRP)	632
PHARMACY TECHNICIAN (TCH)	67,845
REMOTE DISPENSING PHARMACY (PHR)	2
STERILE COMPOUNDING (LSC)/GOVERNMENT OWNED (LSE)	1,743
STERILE COMPOUNDING NONRESIDENT (NSC)	60
SURPLUS MEDICATION COLLECTION DISTRIBUTION INTERMEDIARY (SME)	1
THIRD-PARTY LOGISTICS PROVIDER (TPL)	39
THIRD-PARTY LOGISTICS PROVIDER NONRESIDENT (NPL)	117
VETERINARY FOOD—ANIMAL DRUG RETAILER (VET)	21
WHOLESALE (WLS)/GOVERNMENT OWNED (WLE)	559
WHOLESALE NONRESIDENT (OSD)	860
<b>TOTAL</b>	<b>141,171</b>

\* Licensing population totals include: active, delinquent, inactive (RPH, APH), CE inadequate (RPH, APH), family support, and bond suspension (NPL, TPL, WLS, OSD).

RENEWAL AND CONTINUING EDUCATION (CE)		
TYPE	FREQUENCY OF RENEWAL	NUMBER OF CE HOURS REQUIRED EACH CYCLE
ADVANCED PRACTICE PHARMACIST (APH)	EVERY 2 YEARS	10
AUTOMATED DRUG DELIVERY SYSTEM (ADD)*	EVERY YEAR	N/A
AUTOMATED DRUG DELIVERY SYSTEM EMS (ADE)*	EVERY YEAR	N/A
AUTOMATED PATIENT DISPENSING SYSTEM 340B CLINIC (ADC)*	EVERY YEAR	N/A
CENTRALIZED HOSPITAL PACKAGING (CHP)/GOVERNMENT OWNED (CHE)*	EVERY YEAR	N/A





RENEWAL AND CONTINUING EDUCATION (CE)		
TYPE	FREQUENCY OF RENEWAL	NUMBER OF CE HOURS REQUIRED EACH CYCLE
CLINICS (CLN)/GOVERNMENT OWNED (CLE)*	EVERY YEAR	N/A
CORRECTIONAL PHARMACY (LCF)*	EVERY YEAR	N/A
DESIGNATED PARAMEDIC (DPM)*	EVERY 2 YEARS	N/A
DESIGNATED REPRESENTATIVE (EXC)*	EVERY YEAR	N/A
DESIGNATED REPRESENTATIVE—3PL (DRL)*	EVERY YEAR	N/A
DESIGNATED REPRESENTATIVE—REVERSE DISTRIBUTOR (DRR)*	EVERY YEAR	N/A
DESIGNATED REPRESENTATIVES VET (EXV)*	EVERY YEAR	N/A
DRUG ROOM (DRM)/GOVERNMENT OWNED (DRE)*	EVERY YEAR	N/A
HOSPITALS (HSP)/GOVERNMENT OWNED (HPE)*	EVERY YEAR	N/A
HOSPITAL SATELLITE STERILE COMPOUNDING (SCP)/GOVERNMENT OWNED (SCE)*	EVERY YEAR	N/A
HYPODERMIC NEEDLE AND SYRINGES (HYP)/GOVERNMENT OWNED (HYE)*	EVERY YEAR	N/A
OUTSOURCING FACILITY (OSF)*	EVERY YEAR	N/A
OUTSOURCING FACILITY NONRESIDENT (NSF)*	EVERY YEAR	N/A
PHARMACIST (RPH)	EVERY 2 YEARS	30
PHARMACY (PHY)/GOVERNMENT OWNED (PHE)*	EVERY YEAR	N/A
PHARMACY NONRESIDENT (NRP)*	EVERY YEAR	N/A
PHARMACY TECHNICIAN (TCH)*	EVERY YEAR	N/A
REMOTE DISPENSING PHARMACY (PHR)*	EVERY YEAR	N/A
STERILE COMPOUNDING (LSC)/GOVERNMENT OWNED (LSE)*	EVERY YEAR	N/A
STERILE COMPOUNDING NONRESIDENT (NSC)*	EVERY YEAR	N/A
SURPLUS MEDICATION COLLECTION DISTRIBUTION INTERMEDIARY (SME)*	EVERY YEAR	N/A
THIRD-PARTY LOGISTICS PROVIDERS (TPL)*	EVERY YEAR	N/A
THIRD-PARTY LOGISTICS PROVIDER NONRESIDENT (NPL)*	EVERY YEAR	N/A
VETERINARY FOOD—ANIMAL DRUG RETAILER (VET)*	EVERY YEAR	N/A
WHOLESALE (WLS)/GOVERNMENT OWNED (WLE)*	EVERY YEAR	N/A
WHOLESALE NONRESIDENT (OSD)*	EVERY YEAR	N/A

\* There are no continuing education requirements for this license type.

EXAMINATION APPLICATIONS	
TYPE	APPLICATIONS RECEIVED
PHARMACIST EXAMINATION APPLICATION	2,135
PHARMACIST RETAKE EXAMINATION APPLICATION	1,860

EXAMINATION RESULTS			
EXAMINATION TITLE	% PASS	% FAIL	TOTAL NUMBER OF CANDIDATES
CALIFORNIA PRACTICE STANDARDS AND JURISPRUDENCE EXAMINATION	51	49	3,267
NORTH AMERICAN PHARMACIST LICENSURE EXAMINATION	60	40	1,017

## SUMMARY OF ENFORCEMENT ACTIVITY

COMPLAINTS—INTAKE	
2,810	RECEIVED
770	CLOSED WITHOUT REFERRAL FOR INVESTIGATION
1,989	REFERRED FOR INVESTIGATION
26	PENDING

CONVICTION/ARREST NOTIFICATION COMPLAINTS	
578	RECEIVED
24	CLOSED WITHOUT REFERRAL FOR INVESTIGATION
524	REFERRED FOR INVESTIGATION
10	PENDING

INSPECTIONS	
2,938	CONDUCTED
N/A*	CITATIONS ISSUED

\* The Board does not have the authority to issue a citation at the time of inspection; however, the Board opened 225 investigations as a result of an inspection.

INVESTIGATIONS	
2,513	OPENED
2,376	CLOSED
1,657	PENDING

ENFORCEMENT AGING—COMPLETED INTAKE AND INVESTIGATIONS	
602	UP TO 90 DAYS
622	91 TO 180 DAYS
699	181 DAYS TO 1 YEAR
362	1 TO 2 YEARS
71	2 TO 3 YEARS



ENFORCEMENT AGING—COMPLETED INTAKE AND INVESTIGATIONS	
20	OVER 3 YEARS
10	AVERAGE NUMBER OF DAYS FROM RECEIPT OF COMPLAINT TO ASSIGNMENT OF INVESTIGATOR (START OF INVESTIGATION)
232	AVERAGE NUMBER OF DAYS FOR ALL INVESTIGATION OUTCOMES (FROM START OF INVESTIGATION TO REFERRAL FOR PROSECUTION OR CASE CLOSURE WITHOUT REFERRAL FOR PROSECUTION)
242	AVERAGE NUMBER OF DAYS FROM RECEIPT OF COMPLAINT TO REFERRAL FOR PROSECUTION OR CASE CLOSURE WITHOUT REFERRAL FOR PROSECUTION

CITATIONS AND FINES	
451	ISSUED WITHOUT A FINE
823	ISSUED WITH A FINE
78	WITHDRAWN/DISMISSED/REDUCED
340	AVERAGE NUMBER OF DAYS TO ISSUE A CITATION AND FINE (FROM COMPLAINT RECEIPT/INSPECTION CONDUCTED TO CITATION ISSUED)

TOTAL AMOUNT OF FINES	
\$2,026,575.00	ASSESSED
\$151,675.00	WITHDRAWN/DISMISSED/REDUCED
\$1,095,611.00	COLLECTED

OFFICE OF THE ATTORNEY GENERAL/DISCIPLINARY ACTIONS	
165	CASES OPENED/INITIATED
179	CASES CLOSED
227	CASES PENDING

FORMAL ACTIONS FILED/WITHDRAWN/DISMISSED	
24	STATEMENT OF ISSUES FILED
149	ACCUSATIONS FILED
8	RESTRAINING/RESTRICTION/SUSPENSION ORDERS GRANTED
10	STATEMENT OF ISSUES WITHDRAWN/DISMISSED
8	ACCUSATIONS WITHDRAWN/DISMISSED
555	AVERAGE NUMBER OF DAYS FROM CLOSURE OF INVESTIGATION TO IMPOSING FORMAL DISCIPLINE

ADMINISTRATIVE OUTCOMES/FINAL ORDERS	
8	LICENSE APPLICATIONS DENIED
64	REVOCATION
86	SURRENDER OF LICENSE
1	PROBATION WITH SUSPENSION
0	SUSPENSION ONLY
81	PROBATION ONLY

ADMINISTRATIVE OUTCOMES/FINAL ORDERS	
57	PUBLIC REPRIMAND/PUBLIC REPROVAL/PUBLIC LETTER OF REPRIMAND
15	OTHER DECISIONS
312	TOTAL

ENFORCEMENT AGING—COMPLETED ATTORNEY GENERAL CASES	
14	UP TO 1 YEAR
68	1 TO 2 YEARS
50	2 TO 3 YEARS
47	OVER 3 YEARS
902	AVERAGE NUMBER OF DAYS TO IMPOSE DISCIPLINE

PROBATION	
54	PROBATIONS COMPLETED
317	PROBATIONERS PENDING (CLOSE OF FISCAL YEAR)

SUBSEQUENT DISCIPLINE	
6	PROBATIONS REVOKED
6	PROBATIONER'S LICENSE SURRENDERED
0	ADDITIONAL PROBATION ONLY
0	SUSPENSION ONLY ADDED
0	OTHER CONDITIONS ADDED ONLY
0	OTHER PROBATION OUTCOME

PETITION FOR MODIFICATION OR TERMINATION OF PROBATION	
12	GRANTED
3	DENIED

PETITION FOR REINSTATEMENT OF REVOKED LICENSE/REGISTRATION/CERTIFICATION	
2	GRANTED
1	DENIED

COST RECOVERY	
\$2,880,449.30	ORDERED*
\$1,405,570.61	COLLECTED*

\* Does not include administrative penalties.



# PHYSICAL THERAPY BOARD OF CALIFORNIA

Licenses and regulates physical therapists, physical therapist assistants, and the practice of electroneuromyography and kinesiological electromyography performed by physical therapists.

[www.ptbc.ca.gov](http://www.ptbc.ca.gov)

**Staff:** 27.4 civil servant positions, 1 exempt

**Licenses, Registrations, Certificates, and Permits:** 36,888

**Board Membership:** 3 public representatives, 4 licensees

**Board Leadership:**

Jason Kaiser <i>Executive Officer</i> <a href="mailto:jason.kaiser@dca.ca.gov">jason.kaiser@dca.ca.gov</a>	Sarah Conley <i>Assistant Executive Officer</i> <a href="mailto:sarah.conley@dca.ca.gov">sarah.conley@dca.ca.gov</a>
--	--

**Laws and Regulations:**

Business and Professions Code §§ 2600–2696  
California Code of Regulations, Division 13.2, title 16, §§ 1398–1399.99.4

**Sunset Review:**

Last review: 2022 | Next review: 2026

## BOARD HIGHLIGHTS

### RECIPROCITY

Pursuant to Business and Professions Code (BPC) section 2636.5, applicants for licensure as a physical therapist or physical therapist assistant who are licensed as such in another state, district, or territory of the United States, approved by the Board, may become licensed without a physical therapy or physical therapist assistant written examination if they meet all the requirements, including those licensing requirements prescribed by the Board. However, these individuals must successfully pass the California Law Examination prior to becoming licensed. Pursuant to BPC section 2639, applicants who are graduates of an approved education program or substantiated as a graduate of an approved education program and who have filed a complete application for licensure with the Board may be awarded “license applicant” status by the Board. A physical therapist or physical therapy assistant applicant shall practice under the direct supervision of a licensed physical therapist as a “license applicant.”

### ACCOMPLISHMENTS

#### Sunset Review

The Board successfully completed the sunset review process, working closely with staff and members of the Senate and Assembly Business and Professions Committees. The Board’s sunset hearing occurred in March 2022. Board members and staff were intricately involved in the preparation of the *Sunset Review Report*.



The Board's sunset legislation, Senate Bill 1438 (Roth, Chapter 509, Statutes of 2022), extended the sunset date for the Board until January 1, 2027, and added telehealth to Business and Professions Code section 2620.1 of the Physical Therapy Practice Act, authorizing physicians and surgeons to conduct in-person and telehealth patient examinations and evaluations of the patient's condition in connection with their approval of the physical therapist's plan of care. The Board appreciated the opportunity to work with the Legislature to review its accomplishments and progress to ensure the Board meets its mandate of consumer protection.

## Updates to Regulations

The Office of Administrative Law approved the Board's Assembly Bill 2138 (Chiu, Chapter 995, Statutes of 2018) implementation regulations package, which requires boards to amend their existing regulations governing substantially related crimes or acts as well as rehabilitation criteria. This regulation package went into effect November 30, 2021, and provides clarity to the public and licensees on specific criteria used to determine whether a conviction is substantially related to the practice of physical therapy.

The Office of Administrative Law approved the Board's disciplinary guidelines regulation package, which incorporates by reference the seventh edition of the disciplinary guidelines that the Board uses for issuing citations and imposing discipline. This regulation package went into effect April 1, 2022.

## Communications and Outreach

The Board increased outreach by 24% since last fiscal year. Outreach consisted of presentations educating applicants and licensees on laws and regulations, continuing education requirements, and the application process. The Board presented to 39 of the 40 physical therapist and physical therapy assistant programs. When the Board developed its 2018–2022 Strategic Plan, there were 32 physical therapist and physical therapy programs, and one of the goals was to present to all of them. The Board achieved this goal and has continued to provide outreach to new programs as they become accredited. It also continues to visit graduating classes on a yearly basis to provide outreach and training.

## NEW LEGISLATION

**SB 1438 (Roth, Chapter 509, Statutes of 2022)** is the sunset bill for the Board. This bill extends the Board's authority to enforce and administer the Physical Therapy Practice Act, and appoint an executive officer, until January 1, 2027. This bill also authorizes a physician and surgeon or podiatrist to conduct a telehealth patient examination and evaluation of the patient's condition in order to evaluate the patient's need for physical therapy services.

## LICENSE REQUIREMENTS\*

LICENSE REQUIREMENTS	Y/N
CONTINUING EDUCATION/COMPETENCY	Y
DEGREE/PROFESSIONAL SCHOOLING	Y
EXAMINATION	Y
FINGERPRINT REQUIREMENT	Y
QUALIFYING EXPERIENCE (MAY INCLUDE EDUCATION)	Y—PHYSICAL THERAPIST ASSISTANT ONLY

\* Applicable to specific license types. Refer to the laws and regulations for details.

## FEES\*

LICENSE TYPE	ACTUAL FEE	STATUTORY LIMIT
<b>PHYSICAL THERAPIST</b>		
APPLICATION PROCESSING FEE	\$300.00	\$300.00
INITIAL LICENSING FEE	\$150.00	\$150.00
FINGERPRINTING FEE	\$49.00	N/A
NATIONAL EXAMINATION FEE	\$485.00***	**
CALIFORNIA LAW EXAMINATION FEE	\$65.00***	**
<b>TOTAL INITIAL LICENSE FEES</b>	<b>\$1,049.00</b>	<b>N/A</b>
RENEWAL FEE	\$300.00	\$300.00
<b>PHYSICAL THERAPIST ASSISTANT</b>		
APPLICATION PROCESSING FEE	\$300.00	\$300.00
FINGERPRINTING FEE	\$49.00	N/A
NATIONAL EXAMINATION FEE	\$485.00***	**
CALIFORNIA LAW EXAMINATION FEE	\$65.00***	**
<b>TOTAL INITIAL LICENSE FEES</b>	<b>\$899.00</b>	<b>N/A</b>
RENEWAL FEE	\$300.00	\$300.00
<b>KINESIOLOGICAL ELECTROMYOGRAPHY</b>		
APPLICATION PROCESSING FEE	\$100.00	\$200.00



LICENSE TYPE	ACTUAL FEE	STATUTORY LIMIT
WRITTEN EXAMINATION FEE	\$500.00	\$500.00
RENEWAL FEE	\$50.00	\$300.00
<b>ELECTRONEUROMYOGRAPHY</b>		
APPLICATION PROCESSING FEE	\$100.00	\$200.00
WRITTEN EXAMINATION FEE	\$500.00	\$500.00
RENEWAL FEE	\$50.00	\$300.00

\*Additional fees may be required. Refer to the laws and regulations for details.

\*\* Fees set by the Federation of State Boards of Physical Therapy.

\*\*\*Additional testing center fees: physical therapist, \$100.30; physical therapist assistant, \$82.60; California Law Examination fee, \$29.00.

## SUMMARY OF LICENSING ACTIVITY

<b>INITIAL LICENSES/REGISTRATIONS/CERTIFICATES/PERMITS</b>			
TYPE	APPLICATIONS RECEIVED	ISSUED	RENEWED
ELECTRONEUROMYOGRAPHER CERTIFICATION*	0	0	14
KINESIOLOGICAL ELECTROMYOGRAPHER CERTIFICATION*	0	0	16
PHYSICAL THERAPIST LICENSE	2,057	1,915	13,671
PHYSICAL THERAPIST ASSISTANT LICENSE	778	673	3,806
<b>TOTAL</b>	<b>2,835</b>	<b>2,588</b>	<b>17,507</b>

\* Physical therapist license holder specialty certification.

<b>LICENSING POPULATION BY TYPE*</b>	
TYPE	LICENSES/REGISTRATIONS/CERTIFICATIONS/PERMITS
ELECTRONEUROMYOGRAPHER	24
KINESIOLOGICAL ELECTROMYOGRAPHER	29
PHYSICAL THERAPIST	28,692
PHYSICAL THERAPIST ASSISTANT	8,143
<b>TOTAL</b>	<b>36,888</b>

\* Licensing population by type represents only those who are active and able to practice; historically, all those for which the Board had jurisdiction were included (e.g., retired, delinquent, inactive).

<b>RENEWAL AND CONTINUING EDUCATION (CE)</b>		
TYPE	FREQUENCY OF RENEWAL	NUMBER OF CE HOURS REQUIRED EACH CYCLE
ELECTRONEUROMYOGRAPHER	EVERY 2 YEARS WITH PHYSICAL THERAPIST LICENSE	N/A
KINESIOLOGICAL ELECTROMYOGRAPHER	EVERY 2 YEARS WITH PHYSICAL THERAPIST LICENSE	N/A

<b>RENEWAL AND CONTINUING EDUCATION (CE)</b>		
TYPE	FREQUENCY OF RENEWAL	NUMBER OF CE HOURS REQUIRED EACH CYCLE
PHYSICAL THERAPIST	EVERY 2 YEARS	30
PHYSICAL THERAPIST ASSISTANT	EVERY 2 YEARS	30

<b>EXAMINATION RESULTS</b>			
EXAMINATION TITLE	% PASS	% FAIL	TOTAL NUMBER OF CANDIDATES
CALIFORNIA LAW EXAMINATION	76	24	3,452
NATIONAL PHYSICAL THERAPIST EXAMINATION	75	25	1,530
NATIONAL PHYSICAL THERAPIST ASSISTANT EXAMINATION	70	30	792

## SUMMARY OF ENFORCEMENT ACTIVITY

<b>COMPLAINTS—INTAKE</b>	
307	RECEIVED
0	CLOSED WITHOUT REFERRAL FOR INVESTIGATION
303	REFERRED FOR INVESTIGATION
7	PENDING

<b>CONVICTION/ARREST NOTIFICATION COMPLAINTS</b>	
155	RECEIVED
0	CLOSED WITHOUT REFERRAL FOR INVESTIGATION
155	REFERRED FOR INVESTIGATION
0	PENDING

<b>INVESTIGATIONS</b>	
458	OPENED
516	CLOSED
265	PENDING

<b>ENFORCEMENT AGING—COMPLETED INTAKE AND INVESTIGATIONS</b>	
224	UP TO 90 DAYS
111	91 TO 180 DAYS
86	181 DAYS TO 1 YEAR
49	1 TO 2 YEARS
36	2 TO 3 YEARS
10	OVER 3 YEARS
3	AVERAGE NUMBER OF DAYS FROM RECEIPT OF COMPLAINT TO ASSIGNMENT OF INVESTIGATOR (START OF INVESTIGATION)

**ENFORCEMENT AGING—COMPLETED INTAKE AND INVESTIGATIONS**

221	AVERAGE NUMBER OF DAYS FOR ALL INVESTIGATION OUTCOMES (FROM START OF INVESTIGATION TO REFERRAL FOR PROSECUTION OR CASE CLOSURE WITHOUT REFERRAL FOR PROSECUTION)
224	AVERAGE NUMBER OF DAYS FROM RECEIPT OF COMPLAINT TO REFERRAL FOR PROSECUTION OR CASE CLOSURE WITHOUT REFERRAL FOR PROSECUTION

**CITATIONS AND FINES**

0	ISSUED WITHOUT A FINE
53	ISSUED WITH A FINE
7	WITHDRAWN/DISMISSED/REDUCED
427	AVERAGE NUMBER OF DAYS TO ISSUE A CITATION AND FINE (FROM COMPLAINT RECEIPT/INSPECTION CONDUCTED TO CITATION ISSUED)

**TOTAL AMOUNT OF FINES**

\$22,450.00	ASSESSED
\$3,450.00	WITHDRAWN/DISMISSED/REDUCED
\$18,800.00	COLLECTED

**CRIMINAL/CIVIL ACTIONS**

0	REFERRALS FOR CRIMINAL/CIVIL ACTION
0	CRIMINAL ACTIONS FILED
0	CIVIL ACTIONS FILED

**OFFICE OF THE ATTORNEY GENERAL/DISCIPLINARY ACTIONS**

47	CASES OPENED/INITIATED
39	CASES CLOSED
38	CASES PENDING

**FORMAL ACTIONS FILED/WITHDRAWN/DISMISSED**

4	STATEMENT OF ISSUES FILED
29	ACCUSATIONS FILED
2	RESTRAINING/RESTRICTION/SUSPENSION ORDERS GRANTED
3	STATEMENT OF ISSUES WITHDRAWN/DISMISSED
2	ACCUSATIONS WITHDRAWN/DISMISSED
519	AVERAGE NUMBER OF DAYS FROM CLOSURE OF INVESTIGATION TO IMPOSING FORMAL DISCIPLINE

**ADMINISTRATIVE OUTCOMES/FINAL ORDERS**

4	LICENSE APPLICATIONS DENIED
3	REVOCATION
10	SURRENDER OF LICENSE
0	PROBATION WITH SUSPENSION

**ADMINISTRATIVE OUTCOMES/FINAL ORDERS**

0	SUSPENSION ONLY
15	PROBATION ONLY
6	PUBLIC REPRIMAND/PUBLIC REPROVAL/PUBLIC LETTER OF REPRIMAND
4	OTHER DECISIONS
42	TOTAL

**ENFORCEMENT AGING—COMPLETED ATTORNEY GENERAL CASES**

1	UP TO 1 YEAR
7	1 TO 2 YEARS
11	2 TO 3 YEARS
20	OVER 3 YEARS
1,042	AVERAGE NUMBER OF DAYS TO IMPOSE DISCIPLINE

**PROBATION**

9	PROBATIONS COMPLETED
73	PROBATIONERS PENDING (CLOSE OF FISCAL YEAR)

**SUBSEQUENT DISCIPLINE**

1	PROBATIONS REVOKED
3	PROBATIONER'S LICENSE SURRENDERED
1	ADDITIONAL PROBATION ONLY
0	SUSPENSION ONLY ADDED
0	OTHER CONDITIONS ADDED ONLY
0	OTHER PROBATION OUTCOME

**PETITION FOR MODIFICATION OR TERMINATION OF PROBATION**

1	GRANTED
1	DENIED

**PETITION FOR REINSTATEMENT OF REVOKED LICENSE/REGISTRATION/ CERTIFICATION**

0	GRANTED
0	DENIED

**COST RECOVERY**

\$646,787.51	ORDERED
\$84,183.97	COLLECTED





# PHYSICIAN ASSISTANT BOARD

Licenses and regulates physician assistants.

[www.pab.ca.gov](http://www.pab.ca.gov)

**Staff:** 11 civil servant position, 1 exempt

**Licenses, Registrations, Certificates,  
and Permits:** 15,879

**Board Membership:** 4 public representatives,  
5 licensees, 1 ex officio physician

**Board Leadership:**

Rozana Khan	Kristy Voong
<i>Executive Officer</i>	<i>Assistant Executive Officer</i>
<a href="mailto:rozana.khan@dca.ca.gov">rozana.khan@dca.ca.gov</a>	<a href="mailto:kristy.voong@dca.ca.gov">kristy.voong@dca.ca.gov</a>

**Laws and Regulations:**

Business and Professions Code sections 3500-3546

California Code of Regulations, Division 13.8,  
title 16, §§ 1399.500–1399.623

**Sunset Review:**

Last review: 2020 | Next review: 2025

## BOARD HIGHLIGHTS

### RECIPROCITY

The Board does not have reciprocity.

### ACCOMPLISHMENTS

#### Communications and Outreach

In 2021, the Physician Assistant Board collaborated with DCA's PDE to develop and select its logo. The new logo better represents the Board's purpose and mission to the public. The Board adopted a modern logo incorporating the Board's name and the rod of Asclepius, which is a traditional symbol representing healing and medicinal arts.

In February 2022, Board staff attended the California Academy of PAs conference. Staff was available to answer licensee and student questions and disseminate laws and regulations booklets relating to the practice of physician assistants. The Board is looking forward to conducting more outreach events throughout the year to further the Board's strategic goal of informing consumers, licensees, applicants, and other stakeholders about the practice and regulation of the physician assistant profession.

The Board also created a school presentation application, which is a fillable PDF available on the Board's website. This application furthers the Board's outreach efforts as it is a method for California schools to request a presentation from the Board.

As part of its continuing outreach efforts, the Board published its first edition of the Physician Assistant Board electronic newsletter, "Insider," in April 2022, in collaboration with DCA's PDE. The current edition and future editions can be found on the Board's website



and social media accounts. The newsletter is another method of communication used to provide important information and Board updates to applicants, licensees, and consumers, while bringing more awareness to online services offered by the Board.

### Updates to Licensing

In collaboration with DCA's OIS, the Board modified BreZE to allow licensees to request and submit payments for license verifications online. This effort not only reduced mail and cashiering time frames, but also significantly increased processing efficiency. While the Board strongly encouraged electronic submissions for license verification requests, it was cognizant of the need to maintain a paper option to ensure ease of access for all stakeholders.

### Updates to Regulations

**Amended section 1399.616 of title 16 of California Code of Regulations (CCR)—Approved Continuing Medical Education Programs; effective April 1, 2022.**

Assembly Bill 241 (Kamlager-Dove, Chapter 417, Statutes of 2019) amended Business and Professions Code (BPC) section 3524.5 to require continuing education courses for physician assistants that contain a direct patient care component to include instruction in the understanding of implicit bias and the promotion of bias-reducing strategies. This action updates the Board's current regulations to require that, for a course to be approved to meet the continuing medical education requirements for physician assistants, it must include curriculum including an understanding of implicit bias, pursuant to BPC section 3524.5.

**Amended section 1399.523.5 of title 16 of CCR—Required Actions Against Registered Sex Offenders; effective July 1, 2022.**

Effective July 1, 2020, under the provisions of AB 2138 (Chiu, Chapter 995, Statutes of 2018), the Board's existing authority to deny an initial applicant a license based upon a substantially related criminal conviction significantly changed. This action updates the Board's current regulations to be consistent with this recently enacted legislation and to more accurately reflect the Board's authority to consider denials, discipline, or petitions for reinstatement, or modification of penalty for individuals required to register as a sex offender under California law or its equivalent in another state or territory, or under military or federal law.

### NEW LEGISLATION

There was no enacted legislation solely related to the Board.

### LICENSE REQUIREMENTS\*

LICENSE REQUIREMENTS	Y/N
CONTINUING EDUCATION/COMPETENCY	Y
DEGREE/PROFESSIONAL SCHOOLING	Y
EXAMINATION	Y
FINGERPRINT REQUIREMENT	Y
QUALIFYING EXPERIENCE (MAY INCLUDE EDUCATION)	N

\* Refer to the laws and regulations for details.

### FEES\*

LICENSE TYPE	ACTUAL FEE	STATUTORY LIMIT
APPLICATION PROCESSING FEE	\$25.00	\$25.00
INITIAL LICENSE FEE	\$200.00	\$250.00
RENEWAL FEE	\$300.00	\$300.00
FINGERPRINT CARD PROCESSING FEE	\$49.00	N/A

\* Additional fees may be required. Refer to the laws and regulations for details.

### SUMMARY OF LICENSING ACTIVITY

INITIAL LICENSES/REGISTRATIONS/CERTIFICATES/PERMITS			
TYPE	APPLICATIONS RECEIVED	ISSUED	RENEWED
PHYSICIAN ASSISTANT LICENSE	1,723	1,613	6,906
<b>TOTAL</b>	<b>1,723</b>	<b>1,613</b>	<b>6,906</b>

LICENSING POPULATION BY TYPE	
TYPE	LICENSES/REGISTRATIONS/CERTIFICATES/PERMITS
PHYSICIAN ASSISTANT	15,879
<b>TOTAL</b>	<b>15,879</b>

RENEWAL AND CONTINUING EDUCATION (CE)		
TYPE	FREQUENCY OF RENEWAL	NUMBER OF CE HOURS REQUIRED EACH CYCLE
PHYSICIAN ASSISTANT	EVERY 2 YEARS	50 CATEGORY 1* CONTINUING MEDICAL EDUCATION (CME) OR CURRENT CERTIFICATION WITH THE NATIONAL COMMISSION ON CERTIFICATION OF PHYSICIAN ASSISTANTS (NCCPA)

\* Category 1 CME consists of clinical and professional educational activities that serve to maintain, develop, or increase the knowledge, skills, and professional performance that a physician assistant uses to provide services for patients, the public, and the profession.



EXAMINATION RESULTS			
EXAMINATION TITLE	% PASS	% FAIL	TOTAL NUMBER OF CANDIDATES
PHYSICIAN ASSISTANT NATIONAL CERTIFYING EXAMINATION ADMINISTERED BY THE NATIONAL COMMISSION ON CERTIFICATION OF PHYSICIAN ASSISTANTS (NCCPA)	NOT AVAILABLE	NOT AVAILABLE	THE NCCPA TESTING DATA IS NOT SEPARATED BY STATE AS INDIVIDUALS ARE ALLOWED TO TAKE THE CERTIFICATION EXAMINATION IN STATES WHERE THEY DO NOT INTEND TO PRACTICE. THE NCCPA MAINTAINS TESTING DATA ON A NATIONAL BASIS ONLY.

## SUMMARY OF ENFORCEMENT ACTIVITY

COMPLAINTS—INTAKE	
425	RECEIVED
0	CLOSED WITHOUT REFERRAL FOR INVESTIGATION
429	REFERRED FOR INVESTIGATION
2	PENDING

CONVICTION/ARREST NOTIFICATION COMPLAINTS	
61	RECEIVED
0	CLOSED WITHOUT REFERRAL FOR INVESTIGATION
60	REFERRED FOR INVESTIGATION
1	PENDING

INVESTIGATIONS	
489	OPENED
385	CLOSED
331	PENDING

ENFORCEMENT AGING—COMPLETED INTAKE AND INVESTIGATIONS	
228	UP TO 90 DAYS
32	91 TO 180 DAYS
38	181 DAYS TO 1 YEAR
66	1 TO 2 YEARS
19	2 TO 3 YEARS
2	OVER 3 YEARS
8	AVERAGE NUMBER OF DAYS FROM RECEIPT OF COMPLAINT TO ASSIGNMENT OF INVESTIGATOR (START OF INVESTIGATION)
190	AVERAGE NUMBER OF DAYS FOR ALL INVESTIGATION OUTCOMES (FROM START OF INVESTIGATION TO REFERRAL FOR PROSECUTION OR CASE CLOSURE WITHOUT REFERRAL FOR PROSECUTION)
197	AVERAGE NUMBER OF DAYS FROM RECEIPT OF COMPLAINT TO REFERRAL FOR PROSECUTION OR CASE CLOSURE WITHOUT REFERRAL FOR PROSECUTION

CITATIONS AND FINES	
2	ISSUED WITHOUT A FINE
4	ISSUED WITH A FINE
0	WITHDRAWN/DISMISSED/REDUCED
728	AVERAGE NUMBER OF DAYS TO ISSUE A CITATION AND FINE (FROM COMPLAINT RECEIPT/INSPECTION CONDUCTED TO CITATION ISSUED)

TOTAL AMOUNT OF FINES	
\$10,500.00	ASSESSED
\$0.00	WITHDRAWN/DISMISSED/REDUCED
\$4,750.00	COLLECTED

CRIMINAL/CIVIL ACTIONS	
0	REFERRALS FOR CRIMINAL/CIVIL ACTION
0	CRIMINAL ACTIONS FILED
0	CIVIL ACTIONS FILED

OFFICE OF THE ATTORNEY GENERAL/DISCIPLINARY ACTIONS	
41	CASES OPENED/INITIATED
22	CASES CLOSED
42	CASES PENDING

FORMAL ACTIONS FILED/WITHDRAWN/DISMISSED	
0	STATEMENT OF ISSUES FILED
14	ACCUSATIONS FILED
5	RESTRAINING/RESTRICTION/SUSPENSION ORDERS GRANTED
0	STATEMENT OF ISSUES WITHDRAWN/DISMISSED
2	ACCUSATIONS WITHDRAWN/DISMISSED
446	AVERAGE NUMBER OF DAYS FROM CLOSURE OF INVESTIGATION TO IMPOSING FORMAL DISCIPLINE

ADMINISTRATIVE OUTCOMES/FINAL ORDERS	
0	LICENSE APPLICATIONS DENIED
2	REVOCATION
5	SURRENDER OF LICENSE
0	PROBATION WITH SUSPENSION
0	SUSPENSION ONLY
7	PROBATION ONLY
1	PUBLIC REPRIMAND/PUBLIC REPROVAL/PUBLIC LETTER OF REPRIMAND
0	OTHER DECISIONS
15	TOTAL

**ENFORCEMENT AGING—COMPLETED ATTORNEY GENERAL CASES**

3	UP TO 1 YEAR
4	1 TO 2 YEARS
5	2 TO 3 YEARS
10	OVER 3 YEARS
946	AVERAGE NUMBER OF DAYS TO IMPOSE DISCIPLINE

**PROBATION**

11	PROBATIONS COMPLETED
45	PROBATIONERS PENDING (CLOSE OF FISCAL YEAR)

**SUBSEQUENT DISCIPLINE**

0	PROBATIONS REVOKED
4	PROBATIONER'S LICENSE SURRENDERED
0	ADDITIONAL PROBATION ONLY
0	SUSPENSION ONLY ADDED
0	OTHER CONDITIONS ADDED ONLY
0	OTHER PROBATION OUTCOME

**PETITION FOR MODIFICATION OR TERMINATION OF PROBATION**

5	GRANTED
0	DENIED

**PETITION FOR REINSTATEMENT OF REVOKED LICENSE/REGISTRATION/  
CERTIFICATION**

3	GRANTED
2	DENIED

**COST RECOVERY**

\$127,970.31	ORDERED
\$108,929.87	COLLECTED



# PODIATRIC MEDICAL BOARD OF CALIFORNIA

Licenses and regulates doctors of podiatric medicine.

[www.pmbc.ca.gov](http://www.pmbc.ca.gov)

**Staff:** 4 civil servant positions, 1 exempt

**Licenses, Registrations, Certificates, and Permits:** 2,675

**Board Membership:** 3 public representatives, 4 licensees

**Board Leadership:**

Brian Naslund

*Executive Officer*

[brian.naslund@dca.ca.gov](mailto:brian.naslund@dca.ca.gov)

**Laws and Regulations:**

Business and Professions Code §§ 2460–2499.8

California Code of Regulations, Division 13.9, title 16, §§ 1399.650–1399.732

**Sunset Review:**

Last review: 2020 | Next review: 2025

## BOARD HIGHLIGHTS

### RECIPROCITY

Per Business and Professions Code section 2488, an applicant may be eligible for licensure in California if they are licensed as a doctor of podiatric medicine in any other state and meet the following requirements:

- Pass Part III of the national examinations within the last 10 years.
- Satisfactorily complete at least one year of postgraduate training.
- Submit fingerprints and obtain criminal record clearance from the California Department of Justice and the FBI (applicants outside of California may opt to obtain clearances utilizing Live Scan).
- Provide verification of a license in good standing from all states or counties in which a medical license has been held.
- Request a disciplinary databank report from the Federation of Podiatric Medicine be sent directly to the Board.

### ACCOMPLISHMENTS

#### Communications and Outreach

The Board released a new edition of its yearly newsletter, “Footnotes,” which covers issues of interest to the Board’s licensees, stakeholders, and related entities. Articles were submitted by staff, podiatric residents, and individuals at the Board’s related specialty organization, the California Podiatric Medical Association.



The Board continued to provide timely information to the public through its website, [www.pmbc.ca.gov](http://www.pmbc.ca.gov), and through its Facebook and Twitter accounts. Topics of importance included updates to the Controlled Substance Utilization Review and Evaluation System and other requirements concerning new prescribing compliance standards, COVID-19 notices, and other topics. Additionally, the Board increased its Listserv participation and has utilized distribution of these messages with increased responses from recipients.

## Updates to Licensing

The Board reduced its carbon footprint by encouraging licensees to utilize the electronic options on its website. A reminder postcard is sent to licensees as a renewal notice rather than the hard-copy packet. Staff has reported decreased hard-copy submissions and reduced processing times. Requests for duplicate licenses and resident license verification have also become significantly more automated. Financial transactions regarding licensing activities continue to become more efficient through electronic automation.

Additionally, the Board implemented the ability to issue temporary licenses for the spouses and domestic partners of active-duty members of the U.S. armed forces assigned to active duty in California to help ensure a smoother transition for them and their families.

## NEW LEGISLATION

**AB 1704 (Chen, Chapter 580, Statutes of 2022)** authorizes the Department of Public Health to issue a limited permit in podiatric radiography authorizing radiography of the foot, ankle, tibia, and fibula under the supervision of a doctor of podiatric medicine. Before receiving a permit, an individual would need to complete specified education and training requirements.

## LICENSE REQUIREMENTS

LICENSE REQUIREMENTS	Y/N
CONTINUING EDUCATION/COMPETENCY	Y
DEGREE/PROFESSIONAL SCHOOLING	Y
EXAMINATION	Y
FINGERPRINT REQUIREMENT	Y
QUALIFYING EXPERIENCE (MAY INCLUDE EDUCATION)	Y

## FEES\*

LICENSE TYPE	ACTUAL FEE	STATUTORY LIMIT
RESIDENT AND PERMANENT LICENSE/ APPLICATION	\$100.00	\$100.00
RESIDENT LICENSE	\$100.00	\$100.00
PERMANENT LICENSE/INITIAL LICENSE	\$800.00	\$800.00
PERMANENT LICENSE/INITIAL CERTIFICATION	\$100.00	\$100.00
PERMANENT LICENSE/LICENSE RENEWAL	\$1,318.00	\$1,318.00
PERMANENT LICENSE/CONTROLLED SUBSTANCE UTILIZATION REVIEW AND EVALUATION SYSTEM FEE	\$22.00	\$22.00
RESIDENT AND PERMANENT LICENSE/ DUPLICATE LICENSE	\$100.00	\$100.00
RESIDENT AND PERMANENT LICENSE/LETTER OF GOOD STANDING	\$100.00	\$100.00
PERMANENT LICENSE/CONTINUED MEDICAL EDUCATION COURSE APPROVAL	\$250.00	\$250.00
PERMANENT LICENSE/DELINQUENT AFTER 30 DAYS	\$150.00	\$150.00
PERMANENT LICENSE/DELINQUENT AFTER 90 DAYS STARTING 1/1/2021	\$659.00	50% OF RENEWAL FEE

\* Additional fees may be required. Refer to the laws and regulations for details.

## SUMMARY OF LICENSING ACTIVITY

INITIAL LICENSES/REGISTRATIONS/CERTIFICATES/PERMITS			
TYPE	APPLICATIONS RECEIVED	ISSUED	RENEWED
DOCTOR OF PODIATRIC MEDICINE LICENSE	106	92	1,005
FICTITIOUS NAME PERMIT	25	21	131
RESIDENT STATUS LICENSE	51	48	128
<b>TOTAL</b>	<b>182</b>	<b>161</b>	<b>1,264</b>

LICENSING POPULATION BY TYPE	
TYPE	LICENSES/REGISTRATIONS/ CERTIFICATES/PERMITS
DOCTOR OF PODIATRIC MEDICINE	2,198
FICTITIOUS NAME PERMIT	302
RESIDENT STATUS	175
<b>TOTAL</b>	<b>2,675</b>





RENEWAL AND CONTINUING EDUCATION (CE)		
TYPE	FREQUENCY OF RENEWAL	NUMBER OF CE HOURS REQUIRED EACH CYCLE
DOCTOR OF PODIATRIC MEDICINE	EVERY 2 YEARS	50
FICTITIOUS NAME PERMIT	EVERY 2 YEARS	N/A
RESIDENT STATUS	N/A*	N/A

\* Yearly extension based on resident program approval.

EXAMINATION RESULTS			
EXAMINATION TITLE	% PASS	% FAIL	TOTAL NUMBER OF CANDIDATES
NATIONAL BOARD OF PODIATRIC MEDICAL EXAMINERS AMERICAN PODIATRIC MEDICAL LICENSING EXAMINATION PART III*	96	4	55

\* Exam administered by the National Board of Podiatric Medical Examiners and is administered every June and December.

## SUMMARY OF ENFORCEMENT ACTIVITY

COMPLAINTS—INTAKE	
138	RECEIVED
0	CLOSED WITHOUT REFERRAL FOR INVESTIGATION
138	REFERRED FOR INVESTIGATION
1	PENDING

CONVICTION/ARREST NOTIFICATION COMPLAINTS	
5	RECEIVED
0	CLOSED WITHOUT REFERRAL FOR INVESTIGATION
5	REFERRED FOR INVESTIGATION
1	PENDING

INVESTIGATIONS	
143	OPENED
144	CLOSED
54	PENDING

ENFORCEMENT AGING—COMPLETED INTAKE AND INVESTIGATIONS	
85	UP TO 90 DAYS
22	91 TO 180 DAYS
5	181 DAYS TO 1 YEAR
19	1 TO 2 YEARS
13	2 TO 3 YEARS
0	OVER 3 YEARS

ENFORCEMENT AGING—COMPLETED INTAKE AND INVESTIGATIONS	
6	AVERAGE NUMBER OF DAYS FROM RECEIPT OF COMPLAINT TO ASSIGNMENT OF INVESTIGATOR (START OF INVESTIGATION)
145	AVERAGE NUMBER OF DAYS FOR ALL INVESTIGATION OUTCOMES (FROM START OF INVESTIGATION TO REFERRAL FOR PROSECUTION OR CASE CLOSURE WITHOUT REFERRAL FOR PROSECUTION)
151	AVERAGE NUMBER OF DAYS FROM RECEIPT OF COMPLAINT TO REFERRAL FOR PROSECUTION OR CASE CLOSURE WITHOUT REFERRAL FOR PROSECUTION

CITATIONS AND FINES	
0	ISSUED WITHOUT A FINE
0	ISSUED WITH A FINE
0	WITHDRAWN/DISMISSED/REDUCED
0	AVERAGE NUMBER OF DAYS TO ISSUE A CITATION AND FINE (FROM COMPLAINT RECEIPT/INSPECTION CONDUCTED TO CITATION ISSUED)

TOTAL AMOUNT OF FINES	
0	ASSESSED
0	WITHDRAWN/DISMISSED/REDUCED
0	COLLECTED

CRIMINAL/CIVIL ACTIONS	
0	REFERRALS FOR CRIMINAL/CIVIL ACTION
0	CRIMINAL ACTIONS FILED
0	CIVIL ACTIONS FILED

OFFICE OF THE ATTORNEY GENERAL/DISCIPLINARY ACTIONS	
12	CASES OPENED/INITIATED
7	CASES CLOSED
19	CASES PENDING

FORMAL ACTIONS FILED/WITHDRAWN/DISMISSED	
0	STATEMENT OF ISSUES FILED
5	ACCUSATIONS FILED
0	RESTRAINING/RESTRICTION/SUSPENSION ORDERS GRANTED
0	STATEMENT OF ISSUES WITHDRAWN/DISMISSED
1	ACCUSATIONS WITHDRAWN/DISMISSED
492	AVERAGE NUMBER OF DAYS FROM CLOSURE OF INVESTIGATION TO IMPOSING FORMAL DISCIPLINE



ADMINISTRATIVE OUTCOMES/FINAL ORDERS	
0	LICENSE APPLICATIONS DENIED
0	REVOCATION
1	SURRENDER OF LICENSE
0	PROBATION WITH SUSPENSION
0	SUSPENSION ONLY
4	PROBATION ONLY
2	PUBLIC REPRIMAND/PUBLIC REPROVAL/PUBLIC LETTER OF REPRIMAND
0	OTHER DECISIONS
7	TOTAL

ENFORCEMENT AGING—COMPLETED ATTORNEY GENERAL CASES	
0	UP TO 1 YEAR
0	1 TO 2 YEARS
2	2 TO 3 YEARS
5	OVER 3 YEARS
1,216	AVERAGE NUMBER OF DAYS TO IMPOSE DISCIPLINE

PROBATION	
3	PROBATIONS COMPLETED
10	PROBATIONERS PENDING (CLOSE OF FISCAL YEAR)

SUBSEQUENT DISCIPLINE	
0	PROBATIONS REVOKED
0	PROBATIONER'S LICENSE SURRENDERED
0	ADDITIONAL PROBATION ONLY
0	SUSPENSION ONLY ADDED
0	OTHER CONDITIONS ADDED ONLY
0	OTHER PROBATION OUTCOME

PETITION FOR MODIFICATION OR TERMINATION OF PROBATION	
0	GRANTED
0	DENIED

PETITION FOR REINSTATEMENT OF REVOKED LICENSE/REGISTRATION/CERTIFICATION	
0	GRANTED
0	DENIED

COST RECOVERY	
\$95,814.75	ORDERED
\$85,134.00	COLLECTED



# BUREAU FOR PRIVATE POST-SECONDARY EDUCATION

Oversees and regulates private postsecondary educational institutions located in California.

[www.bppe.ca.gov](http://www.bppe.ca.gov)

**Staff:** 110 civil servant positions, 1 exempt

**Licenses, Registrations, Certificates, and Permits:** 1,030

**Advisory Committee Membership:** 2 public representatives, 3 institutional representatives, 3 consumer advocates, 2 current or past students, 2 nonvoting, ex officio members

#### **Bureau Leadership:**

Deborah Cochrane	Leeza Rifredi
<i>Chief</i>	<i>Deputy Chief</i>
<a href="mailto:deborah.cochrane@dca.ca.gov">deborah.cochrane@dca.ca.gov</a>	<a href="mailto:leeza.rifredi@dca.ca.gov">leeza.rifredi@dca.ca.gov</a>

#### **Laws and Regulations:**

California Education Code §§ 94800–94950

California Code of Regulations, Division 7.5, title 5, §§ 70000–76240

#### **Sunset Review:**

Last review: 2022 | Next review: 2026

## BUREAU HIGHLIGHTS

### **RECIPROCITY**

The Board does not have reciprocity.

### **ACCOMPLISHMENTS**

#### **Strategic Plan**

The Bureau adopted a new strategic plan to guide its efforts through 2026. Touching on every aspect of Bureau operations, the plan includes increased focus on improved organizational effectiveness and collaboration, both internally with Bureau staff and externally with stakeholders and partners. Leveraging knowledge and expertise will support the Bureau's efforts to protect consumers and support quality postsecondary education offerings. Similarly, the plan includes increased emphasis on using data and evidence to shape Bureau operations and provide useful and usable information to current and prospective students and the public.

In line with these priorities, the Bureau has begun regularly meeting with several other government agencies, including DCA and its other boards and bureaus, to discuss routine and ongoing issues of cross-jurisdictional and shared interest. The goal of these partnerships is to identify areas where early and consistent communication can improve outcomes for consumers and more timely address licensee violations.

#### **Updates to Regulations**

Throughout 2021–22, the Bureau worked to finalize regulations implementing California Education Code section 94892.6, which requires approved institutions to report student-level information about each of their



graduates. The purpose of the data collection is to provide consumers with information about the labor-market outcomes of each approved program, which the Bureau will obtain through collaboration with the California Employment Development Department, to aid in consumer choice.

Finalizing the regulations, which involved substantial changes to the Bureau's data collection systems, is the first of many steps of implementation. Pursuant to the regulations, institutions were to begin reporting the newly required information in August 2022. In addition to facilitating consumer access to verified, program-level data for institutions approved to operate by the Bureau, the student-level information collected will be added to California's Cradle-to-Career System in future years. This will enable comparisons across college sectors (including public and nonprofit institutions that do not require Bureau approval) and better facilitate data-informed decision-making by policymakers.

### Sunset Review

The Bureau's sunset review was scheduled to take place in 2022, after a postponement in 2020 and a one-year extension in 2021. The Bureau and DCA engaged with the legislative committees on ideas to strengthen the Bureau's fiscal condition and enforcement capabilities. The Bureau's sunset bill, Senate Bill 1433 (Roth, Chapter 554, Statutes of 2022), reauthorizes the Bureau for four years (see more below). Additionally, the 2022–23 California State Budget included \$24 million in general fund monies for the Bureau, allocated over three years, to ensure fiscal stability and support its efforts to develop a more sustainable approach to funding going forward.

### NEW LEGISLATION

**SB 1433** is the sunset bill for the Bureau, which extends the Bureau's operations for four years, until January 1, 2027. The bill, among other things: 1) authorizes the Bureau to determine conduct that constitutes limited physical presence; 2) automatically terminates an institution's approval to operate on the date of closure and prevents a terminated license from being reinstated; 3) expands prohibited business practices; 4) authorizes the Bureau to deny applications from institutions owned or managed by individuals who violated the California Private Postsecondary Education Act of 2009 at prior institutions; 5) clarifies the definition of "to operate" to include the enrollment of Californians by institutions based outside of the state; 6) addresses situations where accrediting agencies lose federal recognition; 7) addresses situations where institutions lose accreditation

by a recognized agency; 8) subjects changes to "person in control" to the substantive changes requirements requiring Bureau approval; 9) automatically suspends Bureau approval of programs that lose approval of required state licensing agencies; and, 10) allows out-of-state public institutions that maintain a physical presence in California to apply for Bureau approval to operate.

### LICENSE REQUIREMENTS\*

LICENSE REQUIREMENTS	Y/N
CONTINUING EDUCATION/COMPETENCY	N
DEGREE/PROFESSIONAL SCHOOLING	N
EXAMINATION	N
FINGERPRINT REQUIREMENT	N
QUALIFYING EXPERIENCE (MAY INCLUDE EDUCATION)	N

\* Applicable to specific license types. Refer to the laws and regulations for details.

### FEES\*

LICENSE TYPE	ACTUAL FEE	STATUTORY LIMIT
APPROVAL TO OPERATE AN INSTITUTION NONACCREDITED	\$5,000.00	\$5,000.00
APPROVAL TO OPERATE AN ACCREDITED INSTITUTION	\$750.00	\$750.00
ADDITION OF A SEPARATE BRANCH	\$3,000.00	\$3,000.00
CHANGE OF BUSINESS ORGANIZATION/CONTROL/OWNERSHIP	\$500.00	\$500.00
CHANGE OF EDUCATIONAL OBJECTIVES	\$500.00	\$500.00
CHANGE OF LOCATION	\$500.00	\$500.00
CHANGE OF METHOD OF DELIVERY	\$500.00	\$500.00
CHANGE OF NAME	\$500.00	\$500.00
REGISTRATION OF OUT-OF-STATE INSTITUTION	\$1,500.00	\$1,500.00
RENEWAL FOR APPROVAL TO OPERATE AN INSTITUTION NONACCREDITED	\$3,500.00	\$3,500.00
RENEWAL FOR APPROVAL TO OPERATE AN INSTITUTION NONACCREDITED BRANCH	\$3,000.00	\$3,000.00
RENEWAL FOR APPROVAL TO OPERATE AN ACCREDITED INSTITUTION	\$500.00	\$500.00
SUBSTANTIVE CHANGE TO ACCREDITED INSTITUTION	\$250.00	\$250.00
VERIFICATION OF EXEMPTION	\$250.00	\$250.00

\* Additional fees may be required. Refer to the laws and regulations for details.



## SUMMARY OF LICENSING ACTIVITY

INITIAL LICENSES/REGISTRATIONS/CERTIFICATES/PERMITS*			
TYPE	APPLICATIONS RECEIVED	ISSUED	RENEWED
INSTITUTIONS APPROVED TO OPERATE BY MEANS OF ACCREDITATION	30	23	82
INSTITUTIONS APPROVED TO OPERATE BY MEANS OF FULL APPROVAL (NONACCREDITED)	27	25	49
OUT-OF-STATE REGISTRATION	71	65	N/A**
<b>TOTAL</b>	<b>128</b>	<b>113</b>	<b>131</b>

\* The Bureau issues licenses and registrations to private postsecondary educational institutions. The educational institution can be licensed by means of accreditation, non-accreditation, or out-of-state registration.

\*\* This license type cannot be renewed. A new application must be filed.

LICENSING POPULATION BY TYPE*	
TYPE	LICENSES/REGISTRATIONS/CERTIFICATIONS/PERMITS
INSTITUTIONS APPROVED TO OPERATE BY MEANS OF ACCREDITATION	414
INSTITUTIONS APPROVED TO OPERATE BY MEANS OF FULL APPROVAL (NONACCREDITED)	528
OUT-OF-STATE	88
<b>TOTAL</b>	<b>1,030</b>

\* Although the main campus is licensed, an educational institute can also have a branch or satellite location that is also licensed. There are 365 branch locations and 512 satellite locations.

RENEWAL AND CONTINUING EDUCATION (CE)		
TYPE	FREQUENCY OF RENEWAL	NUMBER OF CE HOURS REQUIRED EACH CYCLE
INSTITUTIONS APPROVED TO OPERATE BY MEANS OF ACCREDITATION	COTERMINOUS WITH ACCREDITATION	N/A
INSTITUTIONS APPROVED TO OPERATE BY MEANS OF FULL APPROVAL (NONACCREDITED)	EVERY 5 YEARS	N/A
OUT-OF-STATE	EVERY 5 YEARS	30 HOURS

VERIFICATION OF EXEMPTION*			
	APPS RECEIVED	ISSUED	RENEWED
VERIFICATION OF EXEMPTION	247	214	N/A
<b>TOTAL</b>	<b>247</b>	<b>214</b>	<b>N/A</b>

\* Verification of exemptions are not a license, registration, permit, or certificate. They are a verification of an institution's exempt status.

## SUMMARY OF ENFORCEMENT ACTIVITY

COMPLAINTS—INTAKE	
1,051	RECEIVED
279	CLOSED WITHOUT REFERRAL FOR INVESTIGATION
740	REFERRED FOR INVESTIGATION
36	PENDING

INSPECTIONS	
289	CONDUCTED
29	CITATIONS ISSUED

INVESTIGATIONS	
740	OPENED
530	CLOSED
429	PENDING

ENFORCEMENT AGING—COMPLETED INTAKE AND INVESTIGATIONS	
227	UP TO 90 DAYS
133	91 TO 180 DAYS
118	181 DAYS TO 1 YEAR
36	1 TO 2 YEARS
9	2 TO 3 YEARS
7	OVER 3 YEARS
7	AVERAGE NUMBER OF DAYS FROM RECEIPT OF COMPLAINT TO ASSIGNMENT OF INVESTIGATOR (START OF INVESTIGATION)
167	AVERAGE NUMBER OF DAYS FOR ALL INVESTIGATION OUTCOMES (FROM START OF INVESTIGATION TO REFERRAL FOR PROSECUTION OR CASE CLOSURE WITHOUT REFERRAL FOR PROSECUTION)
175	AVERAGE NUMBER OF DAYS FROM RECEIPT OF COMPLAINT TO REFERRAL FOR PROSECUTION OR CASE CLOSURE WITHOUT REFERRAL FOR PROSECUTION

CITATIONS AND FINES	
61	ISSUED WITHOUT A FINE
85	ISSUED WITH A FINE
41	WITHDRAWN/DISMISSED/REDUCED
17	AVERAGE NUMBER OF DAYS TO ISSUE A CITATION AND FINE (FROM COMPLAINT RECEIPT/INSPECTION CONDUCTED TO CITATION ISSUED)

TOTAL AMOUNT OF FINES	
\$537,056.00	ASSESSED
\$211,600.00	WITHDRAWN/DISMISSED/REDUCED
\$190,379.00	COLLECTED



CRIMINAL/CIVIL ACTIONS	
0	REFERRALS FOR CRIMINAL/CIVIL ACTION
0	CRIMINAL ACTIONS FILED
0	CIVIL ACTIONS FILED

OFFICE OF THE ATTORNEY GENERAL/DISCIPLINARY ACTIONS	
18	CASES OPENED/INITIATED
16	CASES CLOSED
16	CASES PENDING

FORMAL ACTIONS FILED/WITHDRAWN/DISMISSED	
2	STATEMENT OF ISSUES FILED
12	ACCUSATIONS FILED
0	RESTRAINING/RESTRICTION/SUSPENSION ORDERS GRANTED
3	STATEMENT OF ISSUES WITHDRAWN/DISMISSED
2	ACCUSATIONS WITHDRAWN/DISMISSED
212	AVERAGE NUMBER OF DAYS FROM CLOSURE OF INVESTIGATION TO IMPOSING FORMAL DISCIPLINE

ADMINISTRATIVE OUTCOMES/FINAL ORDERS	
3	LICENSE APPLICATIONS DENIED
6	REVOCATION
2	SURRENDER OF LICENSE
0	PROBATION WITH SUSPENSION
0	SUSPENSION ONLY
0	PROBATION ONLY
0	PUBLIC REPRIMAND/PUBLIC REPROVAL/PUBLIC LETTER OF REPRIMAND
5	OTHER DECISIONS
16	TOTAL

ENFORCEMENT AGING—COMPLETED ATTORNEY GENERAL CASES	
12	UP TO 1 YEAR
4	1 TO 2 YEARS
0	2 TO 3 YEARS
0	OVER 3 YEARS
257	AVERAGE NUMBER OF DAYS TO IMPOSE DISCIPLINE

PROBATION	
0	PROBATIONS COMPLETED
9	PROBATIONERS PENDING (CLOSE OF FISCAL YEAR)

SUBSEQUENT DISCIPLINE	
0	PROBATIONS REVOKED
0	PROBATIONER'S LICENSE SURRENDERED
0	ADDITIONAL PROBATION ONLY
0	SUSPENSION ONLY ADDED
0	OTHER CONDITIONS ADDED ONLY
0	OTHER PROBATION OUTCOME

PETITION FOR MODIFICATION OR TERMINATION OF PROBATION	
0	GRANTED
0	DENIED

PETITION FOR REINSTATEMENT OF REVOKED LICENSE/REGISTRATION/CERTIFICATION	
0	GRANTED
0	DENIED

COST RECOVERY	
\$66,771.00	ORDERED
\$21,869.00	COLLECTED

RESTITUTION TO CONSUMERS/REFUNDS/SAVINGS	
\$0.00	RESTITUTION ORDERED
\$72,501.40	AMOUNT REFUNDED
\$0.00	REWORK AT NO CHARGE
\$0.00	ADJUSTMENTS/RETURNS/EXCHANGES
\$72,501.40	TOTAL SAVINGS ACHIEVED FOR CONSUMERS





# OFFICE OF STUDENT ASSISTANCE AND RELIEF

(An office within the Bureau for Private Postsecondary Education)

Provides students with information on their rights when attending a private college, filing a school complaint, resources available including potential reimbursement from the Student Tuition Recovery Fund (STRF), and how to access state and federal relief programs.

[www.osar.bppe.ca.gov](http://www.osar.bppe.ca.gov)

## Office Leadership:

Scott Valverde

*Chief, Office of Student Assistance and Relief*

[scott.valverde@dca.ca.gov](mailto:scott.valverde@dca.ca.gov)

## OFFICE HIGHLIGHTS

### ACCOMPLISHMENTS

#### Communications and Outreach

In 2021–22, the Office of Student Assistance and Relief (OSAR) served an estimated 17,000 California students. OSAR coordinated 55 email outreach campaigns and led four workshops for students who attended schools that were approved by the Bureau for Private Postsecondary Education (BPPE) and then subsequently closed or discontinued educational programs. Through these workshops and other outreach efforts, OSAR connected with 7,762 students to inform them of their rights and OSAR's services. This year, students filed approximately 360 new Student Tuition Recovery Fund (STRF) claims with BPPE. OSAR continued to work closely with BPPE's STRF Unit to help ensure students' claims were filed completely, timely, and accurately.

To assist prospective students with making informed choices related to postsecondary education opportunities, OSAR provided outreach at 36 events throughout the state or virtually on the following topics: an overview of OSAR's free services, making an informed decision in selecting a college, how to pay for college, how to strategically research educational programs, and how to best utilize military education benefits. OSAR also participated in 29 California Department of Veterans Affairs civilian transition outreach events for servicemembers on military installations throughout the state.

OSAR successfully partnered with the Department of Financial Protection and Innovation's (DFPI) newly created ombuds or ombudsperson to collaborate on shared outreach strategies. This effort resulted in OSAR



participating in six DFPI events, including outreach planning and partner workgroup meetings, as well as public webinars on topics such as the Public Service Loan Forgiveness Program and resources for student-loan borrowers.

### Important Meetings

OSAR continues to play a leading role in the postsecondary landscape in California, in part by convening and leading two OSAR outreach partners' roundtables in 2021–22 with the U.S. Department of Education, California Department of Veterans Affairs, DFPI, California Community Colleges Chancellor's Office, and the California Student Aid Commission. This group's goal is to work collectively to ensure the respective agencies are providing the best possible outreach services and meaningful information to prospective, current, and past students of postsecondary institutions throughout California.

### NUMBER OF EVENTS AND STUDENTS SERVED

	TOTAL
<b>CLOSED SCHOOL EVENTS*</b>	
NUMBER OF EVENTS	4
STUDENTS REACHED	338
<b>INFORMED CHOICE EVENTS**</b>	
NUMBER OF EVENTS	36
STUDENTS REACHED	1,982
<b>CLOSED SCHOOL OUTREACH CAMPAIGNS***</b>	
NUMBER OF EVENTS	55
STUDENTS REACHED	2,451
INDIVIDUALIZED SERVICES****	2,991
TRANSCRIPTS PROVIDED	9,611
<b>TOTAL STUDENTS REACHED (DUPLICATED)</b>	<b>17,373</b>

\* Closed school events include in-person and virtual student workshops.

\*\* Informed choice events include college fairs and event presentations to assist prospective students with researching colleges and/or educational programs.

\*\*\* Closed school outreach campaigns consist of outreach emails sent to students impacted by a school closure or program discontinuation.

\*\*\*\* Individualized services include (but are not limited to) assisting students with accessing state and federal loan relief programs, researching colleges, and complaint filing.

### SUMMARY OF STUDENT TUITION RECOVERY FUND CLAIMS

	TOTAL
NUMBER OF CLAIMS RECEIVED	360
<b>PENDING CLAIMS</b>	
PENDING CLAIMS	1,275
PENDING CLAIMS*	\$23,848,339.14
<b>APPROVED CLAIMS</b>	
CLAIMS APPROVED	150
CLAIMS APPROVED*	\$1,517,959.17
STUDENT LOANS CANCELED*	\$141,639.24
STUDENT LOANS PAID OFF*	\$26,818.15
CASH REIMBURSEMENTS TO STUDENTS*	\$1,343,337.68
<b>DENIED CLAIMS</b>	
CLAIMS DENIED	162
CLAIMS DENIED*	\$2,800,381.04
<b>APPEALED CLAIMS</b>	
CLAIMS ON APPEAL	7
CLAIMS ON APPEAL*	\$96,600.06

\* Number reported in total dollar amount.



# BOARD FOR PROFESSIONAL ENGINEERS, LAND SURVEYORS, AND GEOLOGISTS

Licenses and regulates engineers, land surveyors, geologists, and geophysicists.

[www.bpelsg.ca.gov](http://www.bpelsg.ca.gov)

**Staff:** 43 civil servant positions, 1 exempt

**Licenses, Registrations, Certificates, and Permits:** 183,178

**Board Membership:** 8 public representatives, 7 licensees

**Board Leadership:**

Richard B. Moore  
*Executive Officer*  
[ric.moore@dca.ca.gov](mailto:ric.moore@dca.ca.gov)

Nancy A. Eissler  
*Assistant Executive Officer*  
[nancy.eissler@dca.ca.gov](mailto:nancy.eissler@dca.ca.gov)

**Laws and Regulations:**

Business and Professions Code § 6700, et seq.

Business and Professions Code § 7800, et seq.

Business and Professions Code § 8700, et seq.

California Code of Regulations, Divisions 5 and 29, title 16, §§ 400, et seq., and 3000, et seq., respectively

**Sunset Review:**

Last review: 2019 | Next review: 2024

## BOARD HIGHLIGHTS

### RECIPROCITY

Pursuant to Business and Professions Code sections 6759 and 8748, an engineer or land surveyor licensed in another state or country may apply for licensure in California by comity. Comity applicants must submit a complete application including work descriptions, references that can verify the work experience, college transcripts (optional), and verification of successful examination in another state.

California accepts results of the National Council of Examiners for Engineering and Surveying (NCEES) exams for the practice act branches of civil, electrical, and mechanical engineering, the title act engineering branches, except for traffic, for which there is no national NCEES examination, and the NCEES Principles of Surveying examination for land surveying. Civil engineering applicants must also pass the California Seismic Principles and Engineering Surveying exams, which are both mandated by statute. Land surveying applicants must pass the California Professional Land Surveying examination, as required by statute. In addition, all comity applicants must take and pass the California Laws and Board Rules examination. If the home state has waived the Fundamentals of Engineering or Fundamentals of Surveying examination, the application is evaluated to see if the home state's waiver matches California's waiver requirements; if not, the applicant must pass the respective fundamentals examination or have 14–17 years of experience in addition to a degree in engineering or surveying, respectively.

Pursuant to Business and Professions Code section 7847, the Board may accept out-of-state or foreign registration



as qualification to license an applicant as a geologist or geophysicist so long as the applicant's qualifications meet the requirements to become a professional geologist or geophysicist in California, including meeting the qualifying requirements for education, experience, and examinations.

## ACCOMPLISHMENTS

### Strategic Plan

The Board developed a new strategic plan by initiating a stakeholder survey and planning workshops. During the planning process, the Board reflected upon and responded to recent changes in society and technology, as well as in its regulated professions. Increased recognition of the importance of diversity, equity, and inclusion of underserved communities led to the expansion of the Board's list of values and the development of important new objectives. The Board's ongoing rollout of its new online application/licensing portal, BPELSG Connect, facilitated development of several objectives designed to meet needs identified during internal and external surveys conducted early in the strategic planning process.

### Technological Advancements

In November 2021, the Board launched release 3.5 of its BPELSG Connect online platform, which features the addition of submitting and processing both civil engineer and land surveyor license applications and refinements to existing application functionality. The new functionality allowed existing legacy applicants to apply to the Board to schedule state-specific examinations and reexaminations. In addition, it automated the authorization to test email to transmit examination eligibility within the BPELSG Connect platform.

From November 2021 through June 2022, the Board received and approved over 1,800 requests for examination and/or reexamination through BPELSG Connect. In addition, the Board received a record number of initial license applications. Since implementing BPELSG Connect for license renewals in January 2021, the Board has seen a nearly 42% increase in online participation for renewals, with the highest level of participation (90% of renewals processed) in June 2022. Additional functionality within release 3.5 of BPELSG Connect included enhancement of the Board's initial complaint submittal process by allowing enforcement staff to manage and monitor investigation cases from initial assignment to completion of the investigation.

## NEW LEGISLATION

**SB 1120 (Jones, Chapter 302, Statutes of 2022)** will: 1) require applicants to provide the Board with their email address, if available, and notify the Board if that email address changes; 2) clarify that unlicensed individuals cannot offer professional engineering and land surveying services; and 3) delete the requirement that the Board provide renewal notices to all licenses within 60 to 90 days of license expiration.

## LICENSE REQUIREMENTS

LICENSE REQUIREMENTS	Y/N
CONTINUING EDUCATION/COMPETENCY	N
DEGREE/PROFESSIONAL SCHOOLING	ENGINEER/LAND SURVEYOR: NO; GEOLOGIST/GEOPHYSICIST: YES
EXAMINATION	Y
FINGERPRINT REQUIREMENT	Y
QUALIFYING EXPERIENCE (MAY INCLUDE EDUCATION)	Y

## FEES\*

LICENSE TYPE	ACTUAL FEE	STATUTORY LIMIT
PROFESSIONAL ENGINEER (ALL DISCIPLINES) APPLICATION FEE	\$175.00	\$400.00
PROFESSIONAL LAND SURVEYOR APPLICATION FEE	\$175.00	\$400.00
ENGINEER-IN-TRAINING APPLICATION FEE	\$75.00	\$100.00
LAND SURVEYOR-IN-TRAINING APPLICATION FEE	\$75.00	\$100.00
GEOLOGIST-IN-TRAINING APPLICATION FEE	\$75.00	\$100.00
PROFESSIONAL GEOLOGIST APPLICATION FEE	\$175.00	\$250.00
PROFESSIONAL GEOPHYSICIST APPLICATION FEE	\$175.00	\$250.00
CERTIFIED ENGINEERING GEOLOGIST APPLICATION FEE	\$175.00	\$250.00
CERTIFIED HYDROGEOLOGIST APPLICATION FEE	\$175.00	\$250.00
SEISMIC PRINCIPLES EXAMINATION FEE	\$175.00	**
ENGINEERING SURVEYING EXAMINATION FEE	\$175.00	**
PROFESSIONAL LAND SURVEYOR EXAMINATION FEE	\$175.00	**
TRAFFIC EXAMINATION FEE	\$175.00	**
GEOTECHNICAL EXAMINATION FEE	\$175.00	**
NATIONAL ASSOCIATION OF STATE BOARDS OF GEOLOGY FUNDAMENTALS OF GEOLOGY	\$175.00	**
NATIONAL ASSOCIATION OF STATE BOARDS OF GEOLOGY PRACTICE OF GEOLOGY EXAMINATION FEE	\$175.00	**



LICENSE TYPE	ACTUAL FEE	STATUTORY LIMIT
GEOLOGY CALIFORNIA SPECIFIC EXAMINATION FEE	\$175.00	**
PROFESSIONAL GEOPHYSICIST EXAMINATION FEE	\$175.00	**
CERTIFIED ENGINEERING GEOLOGIST EXAMINATION FEE	\$175.00	**
CERTIFIED HYDROGEOLOGIST EXAMINATION FEE	\$175.00	**
PROFESSIONAL ENGINEER (ALL DISCIPLINES) RENEWAL FEE	\$180.00	\$400.00
PROFESSIONAL LAND SURVEYOR RENEWAL FEE	\$180.00	\$400.00
PROFESSIONAL GEOLOGIST RENEWAL FEE	\$180.00	\$400.00
PROFESSIONAL GEOPHYSICIST RENEWAL FEE	\$180.00	\$400.00
CERTIFIED ENGINEERING GEOLOGIST RENEWAL FEE	\$180.00	\$400.00
CERTIFIED HYDROGEOLOGIST RENEWAL FEE	\$180.00	\$400.00
RETIRED LICENSE—ALL LICENSES	\$75.00	***

\* Additional fees may be required. Refer to the laws and regulations for details. Applicants are required to pay additional fees directly to Prometric and/or the National Council of Examiners for Engineering and Surveying for engineering and land surveying exams.

\*\* No greater than actual cost of development and administration or cost to administer examination.

\*\*\* Not more than 50% of application fee in effect at time of license retirement.

## SUMMARY OF LICENSING ACTIVITY

INITIAL LICENSES/REGISTRATIONS/CERTIFICATES/PERMITS			
TYPE	APPLICATIONS RECEIVED	ISSUED	RENEWED
AGRICULTURAL ENGINEER LICENSE	5	4	54
CERTIFIED ENGINEERING GEOLOGIST LICENSE	40	19	725
CERTIFIED HYDROGEOLOGIST LICENSE	24	9	415
CHEMICAL ENGINEER LICENSE	58	61	930
CIVIL ENGINEER LICENSE	2,217	1,375	30,445
CONSULTING ENGINEER LICENSE*	N/A	N/A	0
CONTROL SYSTEMS ENGINEER LICENSE	27	30	360
CORROSION ENGINEER LICENSE*	N/A	N/A	65
ELECTRICAL ENGINEER LICENSE	607	645	5,133
ENGINEER-IN-TRAINING LICENSE	2,800	2,830	N/A
FIRE PROTECTION ENGINEER LICENSE	92	88	471
GEOLOGIST LICENSE	197	134	2,509
GEOLOGIST-IN-TRAINING LICENSE	201	155	N/A
GEOPHYSICIST LICENSE	2	4	73
GEOTECHNICAL ENGINEER LICENSE	41	24	733

INITIAL LICENSES/REGISTRATIONS/CERTIFICATES/PERMITS			
TYPE	APPLICATIONS RECEIVED	ISSUED	RENEWED
INDUSTRIAL ENGINEER LICENSE	10	13	116
LAND SURVEYOR LICENSE	114	84	1,988
LAND SURVEYOR-IN-TRAINING LICENSE	139	130	N/A
MANUFACTURING ENGINEER LICENSE*	N/A	N/A	58
MECHANICAL ENGINEER LICENSE	669	674	7,539
METALLURGICAL ENGINEER LICENSE	18	16	100
NUCLEAR ENGINEER LICENSE	1	1	137
PETROLEUM ENGINEER LICENSE	7	6	143
PHOTOGRAMMETRIC SURVEYOR LICENSE*	N/A	N/A	0
QUALITY ENGINEER LICENSE*	N/A	N/A	67
SAFETY ENGINEER LICENSE*	N/A	N/A	92
STRUCTURAL ENGINEER LICENSE	175	169	2,368
TRAFFIC ENGINEER LICENSE	49	29	688
<b>TOTAL</b>	<b>7,493</b>	<b>6,500</b>	<b>55,209</b>

\*The Board no longer accepts applications or issues licenses in the disciplines/branches of consulting engineer, corrosion engineer, manufacturing engineer, photogrammetric surveyor, quality engineer, and safety engineer. Individuals who were issued those licenses in the past may continue to renew them. See Business and Professions Code sections 6732.1, 6732.2, 6732.3, 6732.4, and 6732.5.

LICENSING POPULATION BY TYPE	
TYPE	LICENSES/REGISTRATIONS/CERTIFICATES/PERMITS
AGRICULTURAL ENGINEER	103
CERTIFIED ENGINEERING GEOLOGIST	1,409
CERTIFIED HYDROGEOLOGIST	894
CHEMICAL ENGINEER	1,840
CIVIL ENGINEER	57,479
CONSULTING ENGINEER	1
CONTROL SYSTEMS ENGINEER	773
CORROSION ENGINEER	115
ELECTRICAL ENGINEER	10,854
ENGINEER-IN-TRAINING	71,464
FIRE PROTECTION ENGINEER	953
GEOLOGIST	5,018
GEOLOGIST-IN-TRAINING	672
GEOPHYSICIST	150





LICENSING POPULATION BY TYPE	
TYPE	LICENSES/REGISTRATIONS/ CERTIFICATES/PERMITS
GEOTECHNICAL ENGINEER	1,338
INDUSTRIAL ENGINEER	243
LAND SURVEYOR	3,954
LAND SURVEYOR-IN-TRAINING	3,342
MANUFACTURING ENGINEER	180
MECHANICAL ENGINEER	15,411
METALLURGICAL ENGINEER	187
NUCLEAR ENGINEER	204
PETROLEUM ENGINEER	289
PHOTOGRAMMETRIC SURVEYOR	0
QUALITY ENGINEER	176
SAFETY ENGINEER	186
STRUCTURAL ENGINEER	4,451
TRAFFIC ENGINEER	1,492
<b>TOTAL</b>	<b>183,178</b>

RENEWAL AND CONTINUING EDUCATION (CE)	
TYPE	FREQUENCY OF RENEWAL
AGRICULTURAL ENGINEER*	EVERY 2 YEARS
CERTIFIED ENGINEERING GEOLOGIST*	EVERY 2 YEARS
CERTIFIED HYDROGEOLOGIST*	EVERY 2 YEARS
CHEMICAL ENGINEER*	EVERY 2 YEARS
CIVIL ENGINEER*	EVERY 2 YEARS
CONSULTING ENGINEER*	EVERY 2 YEARS
CONTROL SYSTEMS ENGINEER*	EVERY 2 YEARS
CORROSION ENGINEER*	EVERY 2 YEARS
ELECTRICAL ENGINEER*	EVERY 2 YEARS
ENGINEER-IN-TRAINING*	VALID UNTIL ENGINEER LICENSE ISSUED
FIRE PROTECTION ENGINEER*	EVERY 2 YEARS
GEOLOGIST*	EVERY 2 YEARS
GEOLOGIST-IN-TRAINING*	VALID UNTIL GEOLOGIST LICENSE ISSUED
GEOPHYSICIST*	EVERY 2 YEARS
GEOTECHNICAL ENGINEER*	EVERY 2 YEARS
INDUSTRIAL ENGINEER*	EVERY 2 YEARS
LAND SURVEYOR*	EVERY 2 YEARS

RENEWAL AND CONTINUING EDUCATION (CE)	
TYPE	FREQUENCY OF RENEWAL
LAND SURVEYOR-IN-TRAINING*	VALID UNTIL LAND SURVEYOR LICENSE ISSUED
MANUFACTURING ENGINEER*	EVERY 2 YEARS
MECHANICAL ENGINEER*	EVERY 2 YEARS
METALLURGICAL ENGINEER*	EVERY 2 YEARS
NUCLEAR ENGINEER*	EVERY 2 YEARS
PETROLEUM ENGINEER*	EVERY 2 YEARS
PHOTOGRAMMETRIC SURVEYOR*	EVERY 2 YEARS
QUALITY ENGINEER*	EVERY 2 YEARS
SAFETY ENGINEER*	EVERY 2 YEARS
STRUCTURAL ENGINEER*	EVERY 2 YEARS
TRAFFIC ENGINEER*	EVERY 2 YEARS

\* There are no continuing education requirements for this license type.

EXAMINATION RESULTS			
EXAMINATION TITLE	% PASS	% FAIL	TOTAL NUMBER OF CANDIDATES
CALIFORNIA CIVIL ENGINEERING SEISMIC PRINCIPLES EXAMINATION	49	51	2,191
CALIFORNIA CIVIL ENGINEERING SURVEYING EXAMINATION	50	50	2,223
CALIFORNIA GEOLOGIST EXAMINATION	45	55	261
CALIFORNIA LAND SURVEYING EXAMINATION	38	62	195
CERTIFIED ENGINEERING GEOLOGIST EXAMINATION (CALIFORNIA)	51	49	39
CERTIFIED HYDROGEOLOGIST EXAMINATION (CALIFORNIA)	56	44	18
FUNDAMENTALS OF ENGINEERING EXAMINATION (NATIONAL)	49	51	5,209
FUNDAMENTALS OF GEOLOGY EXAMINATION (NATIONAL)	73	27	252
FUNDAMENTALS OF SURVEYING EXAMINATION (NATIONAL)	39	61	313
GEOTECHNICAL ENGINEER EXAMINATION (CALIFORNIA)	35	65	74
PRACTICE OF GEOLOGY EXAMINATION (NATIONAL)	82	18	181
PRINCIPLES AND PRACTICE OF ENGINEERING— AGRICULTURAL AND BIOLOGICAL EXAMINATION (NATIONAL)	100	0	4
PRINCIPLES AND PRACTICE OF ENGINEERING— CHEMICAL EXAMINATION (NATIONAL)	58	42	50





EXAMINATION RESULTS			
EXAMINATION TITLE	% PASS	% FAIL	TOTAL NUMBER OF CANDIDATES
PRINCIPLES AND PRACTICE OF ENGINEERING—CIVIL EXAMINATION (NATIONAL)	44	56	3,339
PRINCIPLES AND PRACTICE OF ENGINEERING—CONTROL SYSTEMS EXAMINATION (NATIONAL)	33	67	42
PRINCIPLES AND PRACTICE OF ENGINEERING—ELECTRICAL EXAMINATION (NATIONAL)	48	52	534
PRINCIPLES AND PRACTICE OF ENGINEERING—FIRE PROTECTION EXAMINATION (NATIONAL)	89	11	46
PRINCIPLES AND PRACTICE OF ENGINEERING—INDUSTRIAL AND SYSTEMS EXAMINATION (NATIONAL)	60	40	15
PRINCIPLES AND PRACTICE OF ENGINEERING—LAND SURVEYING EXAMINATION (NATIONAL)	50	50	171
PRINCIPLES AND PRACTICE OF ENGINEERING—MECHANICAL EXAMINATION (NATIONAL)	61	39	447
PRINCIPLES AND PRACTICE OF ENGINEERING—METALLURGICAL AND MATERIALS EXAMINATION (NATIONAL)	63	37	19
PRINCIPLES AND PRACTICE OF ENGINEERING—NUCLEAR EXAMINATION (NATIONAL)	100	0	3
PRINCIPLES AND PRACTICE OF ENGINEERING—PETROLEUM EXAMINATION (NATIONAL)	13	87	16
PRINCIPLES AND PRACTICE OF STRUCTURAL ENGINEERING—LATERAL FORCES EXAMINATION COMPONENT (NATIONAL)	22	78	264
PRINCIPLES AND PRACTICE OF STRUCTURAL ENGINEERING—VERTICAL FORCES EXAMINATION COMPONENT (NATIONAL)	25	75	282
PROFESSIONAL GEOPHYSICIST EXAMINATION (CALIFORNIA)	44	56	9
TRAFFIC ENGINEER EXAMINATION (CALIFORNIA)	47	53	60

## SUMMARY OF ENFORCEMENT ACTIVITY

COMPLAINTS—INTAKE	
435	RECEIVED
84	CLOSED WITHOUT REFERRAL FOR INVESTIGATION
344	REFERRED FOR INVESTIGATION
11	PENDING

CONVICTION/ARREST NOTIFICATION COMPLAINTS	
1	RECEIVED
0	CLOSED WITHOUT REFERRAL FOR INVESTIGATION
1	REFERRED FOR INVESTIGATION
0	PENDING

INVESTIGATIONS	
364*	OPENED
375	CLOSED
271	PENDING

\* 19 previously closed investigation cases were reopened.

ENFORCEMENT AGING—COMPLETED INTAKE AND INVESTIGATIONS	
53	UP TO 90 DAYS
64	91 TO 180 DAYS
154	181 DAYS TO 1 YEAR
96	1 TO 2 YEARS
7	2 TO 3 YEARS
1	OVER 3 YEARS
5	AVERAGE NUMBER OF DAYS FROM RECEIPT OF COMPLAINT TO ASSIGNMENT OF INVESTIGATOR (START OF INVESTIGATION)
279	AVERAGE NUMBER OF DAYS FOR ALL INVESTIGATION OUTCOMES (FROM START OF INVESTIGATION TO REFERRAL FOR PROSECUTION OR CASE CLOSURE WITHOUT REFERRAL FOR PROSECUTION)
284	AVERAGE NUMBER OF DAYS FROM RECEIPT OF COMPLAINT TO REFERRAL FOR PROSECUTION OR CASE CLOSURE WITHOUT REFERRAL FOR PROSECUTION

CITATIONS AND FINES	
2	ISSUED WITHOUT A FINE
82	ISSUED WITH A FINE
2	WITHDRAWN/DISMISSED/REDUCED
475	AVERAGE NUMBER OF DAYS TO ISSUE A CITATION AND FINE (FROM COMPLAINT RECEIPT/INSPECTION CONDUCTED TO CITATION ISSUED)

TOTAL AMOUNT OF FINES	
\$155,900.00	ASSESSED
\$0.00	WITHDRAWN/DISMISSED/REDUCED
\$129,965.00	COLLECTED



CRIMINAL/CIVIL ACTIONS	
1	REFERRALS FOR CRIMINAL/CIVIL ACTION
0	CRIMINAL ACTIONS FILED
0	CIVIL ACTIONS FILED

OFFICE OF THE ATTORNEY GENERAL/DISCIPLINARY ACTIONS	
35	CASES OPENED/INITIATED
23	CASES CLOSED
30	CASES PENDING

FORMAL ACTIONS FILED/WITHDRAWN/DISMISSED	
2	STATEMENT OF ISSUES FILED
19	ACCUSATIONS FILED
0	RESTRAINING/RESTRICTION/SUSPENSION ORDERS GRANTED
0	STATEMENT OF ISSUES WITHDRAWN/DISMISSED
3	ACCUSATIONS WITHDRAWN/DISMISSED
450	AVERAGE NUMBER OF DAYS FROM CLOSURE OF INVESTIGATION TO IMPOSING FORMAL DISCIPLINE

ADMINISTRATIVE OUTCOMES/FINAL ORDERS	
0	LICENSE APPLICATIONS DENIED
3	REVOCATION
2	SURRENDER OF LICENSE
1	PROBATION WITH SUSPENSION
0	SUSPENSION ONLY
5	PROBATION ONLY
1	PUBLIC REPRIMAND/PUBLIC REPROVAL/PUBLIC LETTER OF REPRIMAND
1	OTHER DECISIONS
13	TOTAL

ENFORCEMENT AGING—COMPLETED ATTORNEY GENERAL CASES	
4	UP TO 1 YEAR
8	1 TO 2 YEARS
10	2 TO 3 YEARS
1	OVER 3 YEARS
743	AVERAGE NUMBER OF DAYS TO IMPOSE DISCIPLINE

PROBATION	
7	PROBATIONS COMPLETED
30	PROBATIONERS PENDING (CLOSE OF FISCAL YEAR)

SUBSEQUENT DISCIPLINE	
7	PROBATIONS REVOKED
2	PROBATIONER'S LICENSE SURRENDERED
1	ADDITIONAL PROBATION ONLY
0	SUSPENSION ONLY ADDED
0	OTHER CONDITIONS ADDED ONLY
0	OTHER PROBATION OUTCOME

PETITION FOR MODIFICATION OR TERMINATION OF PROBATION	
2	GRANTED
1	DENIED

PETITION FOR REINSTATEMENT OF REVOKED LICENSE/REGISTRATION/CERTIFICATION	
0	GRANTED
1	DENIED

COST RECOVERY	
\$47,043.13	ORDERED
\$51,257.40	COLLECTED



DEPARTMENT OF CONSUMER AFFAIRS



PROFESSIONAL FIDUCIARIES BUREAU

# PROFESSIONAL FIDUCIARIES BUREAU

Licenses and regulates professional fiduciaries.

[www.fiduciary.ca.gov](http://www.fiduciary.ca.gov)

**Staff:** 2 civil servant positions, 1 exempt

**Licenses, Registrations, Certificates,  
and Permits:** 844

**Advisory Committee Membership:**

4 public representatives, 3 licensees

**Bureau Leadership:**

Rebecca May

*Chief*

[rebecca.may@dca.ca.gov](mailto:rebecca.may@dca.ca.gov)

**Laws and Regulations:**

Business and Professions Code §§ 6500–6592

California Code of Regulations, Division 41,  
title 16, §§ 4400–4622

**Sunset Review:**

Last review: 2018 | Next review: 2023

## BUREAU HIGHLIGHTS

### RECIPROCITY

The Bureau does not have reciprocity.

### ACCOMPLISHMENTS

#### Updates to Licensing

Bureau staff reduced renewal processing times by 52% over the previous fiscal year by encouraging licensees to submit initial and annual statements via email. To enhance applicant and licensee understanding of the licensure process, Bureau staff updated renewal forms to reflect recent statutory changes and updated licensure and renewal information on its website.

#### Strategic Plan

After reviewing its current strategic plan goals, the Bureau collaborated with its Advisory Committee to develop and distribute a survey to its staff, Advisory Committee members, and stakeholders in preparation for a new strategic plan in 2023.

#### Updates to Enforcement

Bureau staff updated processes by: (1) restructuring the internal tracking system for complaints and enforcement actions with the goal of ensuring appropriate prioritization of complaints and investigations through a more structured review process, and (2) identifying enforcement tasks that can be completed in conjunction with similar tasks to maximize staff time. Staff also improved the



complaint submittal process, making it easier and less costly to file complaints by encouraging complainants to submit documents electronically through the cloud instead of by mailing physical copies.

### Communications and Outreach

The Bureau worked with DCA's OIS to improve reporting on its website of the aggregate dollar amount managed by licensees as reported on their annual statements. The Bureau also disseminated two newsletters, providing key updates about Bureau activities with stakeholders.

### Updates to Regulations

The Bureau began promulgating regulations to provide retired and inactive statuses to its licensees and worked with the Office of Administrative Law to improve the draft regulatory text. The Bureau also began promulgating regulations in response to new continuing education requirements and anticipates the proposed regulations to be approved by the Office of Administrative Law in 2023.

### NEW LEGISLATION

#### SB 1024 (Jones, Chapter 612, Statutes of 2022)

commencing January 1, 2024, authorizes a conservator, agent under a power of attorney, representative of the estate, trustee of a trust, or interested person, to petition for the appointment of a professional fiduciary practice administrator to act as a temporary professional fiduciary when a professional fiduciary either becomes incapacitated or dies and a vacancy exists. The bill includes professional fiduciary practice administrators in the definition of "professional fiduciary." The bill also clarifies that professional fiduciary practice administrators are professional fiduciaries regulated by the Bureau.

### LICENSE REQUIREMENTS\*

LICENSE REQUIREMENTS	Y/N
CONTINUING EDUCATION/COMPETENCY	Y
DEGREE/PROFESSIONAL SCHOOLING	Y
EXAMINATION	Y
FINGERPRINT REQUIREMENT	Y
QUALIFYING EXPERIENCE (MAY INCLUDE EDUCATION)	Y

\* Refer to the laws and regulations for details.

### FEES\*

LICENSE TYPE	ACTUAL FEE	STATUTORY LIMIT
APPLICATION	\$400.00	N/A
INITIAL LICENSE	\$600.00 + PRORATION	N/A
RENEWAL	\$700.00	N/A
DELINQUENT RENEWAL	\$150.00	N/A
DUPLICATE LICENSE	\$25.00	N/A

\* Additional fees may be required. Refer to the laws and regulations for details.

### SUMMARY OF LICENSING ACTIVITY

INITIAL LICENSES/REGISTRATIONS/CERTIFICATES/PERMITS			
TYPE	APPLICATIONS RECEIVED	ISSUED	RENEWED
PROFESSIONAL FIDUCIARY LICENSE	85	70	774
<b>TOTAL</b>	<b>85</b>	<b>70</b>	<b>774</b>

LICENSING POPULATION BY TYPE	
TYPE	LICENSES/REGISTRATIONS/CERTIFICATES/PERMITS
PROFESSIONAL FIDUCIARY	844
<b>TOTAL</b>	<b>836</b>

RENEWAL AND CONTINUING EDUCATION (CE)		
TYPE	FREQUENCY OF RENEWAL	NUMBER OF CE HOURS REQUIRED EACH CYCLE
PROFESSIONAL FIDUCIARY	EVERY YEAR	15 (INCLUDING 2 HOURS OF ETHICS)

EXAMINATION RESULTS			
EXAMINATION TITLE	% PASS	% FAIL	TOTAL NUMBER OF CANDIDATES
PROFESSIONAL FIDUCIARY EXAMINATION (CALIFORNIA)	48	52	149
PROFESSIONAL FIDUCIARY EXAMINATION (NATIONAL)	61	39	129

### SUMMARY OF ENFORCEMENT ACTIVITY

COMPLAINTS—INTAKE	
119	RECEIVED
12	CLOSED WITHOUT REFERRAL FOR INVESTIGATION
107	REFERRED FOR INVESTIGATION
0	PENDING



CONVICTION/ARREST NOTIFICATION COMPLAINTS	
0	RECEIVED
0	CLOSED WITHOUT REFERRAL FOR INVESTIGATION
0	REFERRED FOR INVESTIGATION
0	PENDING

INVESTIGATIONS	
107	OPENED
125	CLOSED
95	PENDING

ENFORCEMENT AGING—COMPLETED INTAKE AND INVESTIGATIONS	
19	UP TO 90 DAYS
13	91 TO 180 DAYS
19	181 DAYS TO 1 YEAR
52	1 TO 2 YEARS
19	2 TO 3 YEARS
3	OVER 3 YEARS
2	AVERAGE NUMBER OF DAYS FROM RECEIPT OF COMPLAINT TO ASSIGNMENT OF INVESTIGATOR (START OF INVESTIGATION)
455	AVERAGE NUMBER OF DAYS FOR ALL INVESTIGATION OUTCOMES (FROM START OF INVESTIGATION TO REFERRAL FOR PROSECUTION OR CASE CLOSURE WITHOUT REFERRAL FOR PROSECUTION)
457	AVERAGE NUMBER OF DAYS FROM RECEIPT OF COMPLAINT TO REFERRAL FOR PROSECUTION OR CASE CLOSURE WITHOUT REFERRAL FOR PROSECUTION

CITATIONS AND FINES	
0	ISSUED WITHOUT A FINE
3	ISSUED WITH A FINE
0	WITHDRAWN/DISMISSED/REDUCED
429	AVERAGE NUMBER OF DAYS TO ISSUE A CITATION AND FINE (FROM COMPLAINT RECEIPT/INSPECTION CONDUCTED TO CITATION ISSUED)

TOTAL AMOUNT OF FINES	
\$10,000.00	ASSESSED
\$0.00	WITHDRAWN/DISMISSED/REDUCED
\$1,000.00	COLLECTED

CRIMINAL/CIVIL ACTIONS	
0	REFERRALS FOR CRIMINAL/CIVIL ACTION
0	CRIMINAL ACTIONS FILED
0	CIVIL ACTIONS FILED

OFFICE OF THE ATTORNEY GENERAL/DISCIPLINARY ACTIONS	
0	CASES OPENED/INITIATED
5	CASES CLOSED
0	CASES PENDING

FORMAL ACTIONS FILED/WITHDRAWN/DISMISSED	
0	STATEMENT OF ISSUES FILED
0	ACCUSATIONS FILED
0	RESTRAINING/RESTRICTION/SUSPENSION ORDERS GRANTED
0	STATEMENT OF ISSUES WITHDRAWN/DISMISSED
0	ACCUSATIONS WITHDRAWN/DISMISSED
683	AVERAGE NUMBER OF DAYS FROM CLOSURE OF INVESTIGATION TO IMPOSING FORMAL DISCIPLINE

ADMINISTRATIVE OUTCOMES/FINAL ORDERS	
0	LICENSE APPLICATIONS DENIED
0	REVOCATION
1	SURRENDER OF LICENSE
0	PROBATION WITH SUSPENSION
0	SUSPENSION ONLY
1	PROBATION ONLY
1	PUBLIC REPRIMAND/PUBLIC REPROVAL/PUBLIC LETTER OF REPRIMAND
0	OTHER DECISIONS
3	TOTAL

ENFORCEMENT AGING—COMPLETED ATTORNEY GENERAL CASES	
1	UP TO 1 YEAR
3	1 TO 2 YEARS
0	2 TO 3 YEARS
1	OVER 3 YEARS
758	AVERAGE NUMBER OF DAYS TO IMPOSE DISCIPLINE

PROBATION	
0	PROBATIONS COMPLETED
1	PROBATIONERS PENDING (CLOSE OF FISCAL YEAR)




SUBSEQUENT DISCIPLINE	
0	PROBATIONS REVOKED
0	PROBATIONER'S LICENSE SURRENDERED
0	ADDITIONAL PROBATION ONLY
0	SUSPENSION ONLY ADDED
0	OTHER CONDITIONS ADDED ONLY
0	OTHER PROBATION OUTCOME

PETITION FOR MODIFICATION OR TERMINATION OF PROBATION	
0	GRANTED
0	DENIED

PETITION FOR REINSTATEMENT OF REVOKED LICENSE/REGISTRATION/ CERTIFICATION	
0	GRANTED
0	DENIED

COST RECOVERY	
\$47,358.26	ORDERED
\$9,337.87	COLLECTED





# BOARD OF PSYCHOLOGY

Licenses and regulates psychologists and psychological associates.

[www.psychology.ca.gov](http://www.psychology.ca.gov)

**Staff:** 27.3 civil servant positions, 1 exempt

**Licenses, Registrations, Certificates, and Permits:** 25,749

**Board Membership:** 4 public representatives, 5 licensees

**Board Leadership:**

Antonette Sorrick	Jonathan Burke
<i>Executive Officer</i>	<i>Assistant Executive Officer</i>
<a href="mailto:antonette.sorrick@dca.ca.gov">antonette.sorrick@dca.ca.gov</a>	<a href="mailto:jonathan.burke@dca.ca.gov">jonathan.burke@dca.ca.gov</a>

**Laws and Regulations:**

Business and Professions Code §§ 2900–2999  
California Code of Regulations, Division 13.6, title 16,  
§§ 1380-1397.71

**Sunset Review:**

Last review: 2021 | Next review: 2025

## BOARD HIGHLIGHTS

### RECIPROCITY

Pursuant to Business and Professions Code section 2946, a psychologist certified or licensed in another state or province who has applied to the Board for a license in California may perform activities and services of a psychological nature without a valid license for a period not to exceed 180 calendar days from the time of submitting his or her application or from the commencement of residency in California, whichever occurs first. Business and Professions Code section 2912 states that nothing in this chapter shall be construed to restrict or prevent a person who is licensed as a psychologist at the doctoral level in another state or territory of the United States or in Canada from offering psychological services in this state for a period not to exceed 30 days in a calendar year.

### ACCOMPLISHMENTS

#### Communications and Outreach

The Enforcement Unit facilitated its first hybrid expert reviewer training. The training consisted of more than 20 experts, and was led by the Office of the Attorney General, Board staff, and DCA's DOI. The biennial training is usually held in Northern and Southern California, but due to COVID-19 concerns, the Board decided to hold a hybrid training. The training was successful, and the Board scheduled a second training for October 2022 for those experts who could not attend the May training.



## Updates to Regulations

The Board has published a “Telehealth FAQ” and advisory after the promulgation of its Standards of Practice of Telepsychology regulation. These outreach and education efforts have informed licensees and consumers about increased access to health care services. This regulatory package helped improve access to psychological care for individuals who live in remote areas who, due to illness or mobility issues, cannot leave their homes or require additional support between regularly scheduled office visits. It has also played a role in affording additional opportunities to provide psychological care to underserved populations by providing access to those who may have transportation issues, or who live in areas with few licensees.

## Board Leadership

The Board is under new leadership as Dr. Lea Tate became president in January 2022. The former president, Seyron Foo, is now serving as the Board’s vice president.

## Updates to Licensing and Enforcement

The Board is working with DCA’s OIO to identify and evaluate program and process efficiencies. The Licensing Unit has reviewed 19 processes in 13 mapping sessions and the Enforcement Unit has completed all of its 35 as-is maps, which provide a visual representation of how the work of the Board is done. Both units will now work with OIO to identify ways to streamline and improve workflow in 2022–23.

## NEW LEGISLATION

**AB 2754 (Bauer-Kahan, Chapter 163, Statutes of 2022)** authorizes registered psychological associates to be supervised in real time, defined as in-person or synchronous audiovisual means, in compliance with federal and state laws related to patient health confidentiality, and allows real time supervision to count toward the supervised professional experience needed to meet the requirements for licensure as a psychologist under the Board. This bill is an urgency measure and took effect immediately upon signing.

**SB 401 (Pan, Chapter 298, Statutes of 2022)** permits an administrative law judge’s proposed decision to include an order of licensure revocation when there is a finding that a Board licensee has engaged in sexual behavior with a client or a former client during therapy, or within two years of termination of therapy. This bill also defines sexual

behavior as inappropriate contact or communication of a sexual nature for the purpose of arousal, gratification, exploitation, or abuse, excluding appropriate therapeutic interventions related to sexual issues.

**SB 1428 (Archuleta, Chapter 622, Statutes of 2022)** creates the psychological testing technician registration within the Board, including requirements for applicants and renewals, and specifies related fees.

## LICENSE REQUIREMENTS\*

LICENSE REQUIREMENTS	Y/N
CONTINUING EDUCATION/COMPETENCY	Y
DEGREE/PROFESSIONAL SCHOOLING	Y*
EXAMINATION	Y**
FINGERPRINT REQUIREMENT	Y**
QUALIFYING EXPERIENCE (MAY INCLUDE EDUCATION)	Y

\* No minimum experience requirement for psychological associate.

\*\*Examinations and continuing education are only required for psychologists.

## FEES\*

LICENSE TYPE	ACTUAL FEE	STATUTORY LIMIT
<b>PSYCHOLOGIST</b>		
PSYCHOLOGIST/APPLICATION FEE	\$40.00	\$50.00
PSYCHOLOGIST/INITIAL LICENSE FEE	\$400.00	EQUAL TO RENEWAL FEE
PSYCHOLOGIST (ACTIVE)/RENEWAL FEE	\$400.00	\$500.00
PSYCHOLOGIST (ACTIVE)/ADDITIONAL FEES PAID AT RENEWAL**	\$30.00	\$30.00
PSYCHOLOGIST (INACTIVE)/RENEWAL FEE	\$40.00	\$40.00
PSYCHOLOGIST (INACTIVE)/ADDITIONAL FEES PAID AT RENEWAL***	\$20.00	\$20.00
PSYCHOLOGIST (ACTIVE)/DELINQUENCY FEE	\$150.00	50% OF RENEWAL NOT TO EXCEED \$150.00
PSYCHOLOGIST (INACTIVE)/DELINQUENCY FEE	\$20.00	50% OF RENEWAL NOT TO EXCEED \$150.00
PSYCHOLOGIST/DUPLICATE LICENSE FEE	\$5.00	\$5.00
CALIFORNIA PSYCHOLOGY LAWS AND ETHICS EXAMINATION (CPLEE)	\$129.00	COST TO BOARD



LICENSE TYPE	ACTUAL FEE	STATUTORY LIMIT
<b>PSYCHOLOGICAL ASSOCIATE</b>		
PSYCHOLOGICAL ASSOCIATE/APPLICATION FEE	\$40.00	\$75.00
PSYCHOLOGICAL ASSOCIATE/RENEWAL FEE	\$40.00	\$75.00
PSYCHOLOGICAL ASSOCIATE/DELINQUENCY FEE	\$20.00	50% OF RENEWAL NOT TO EXCEED \$150.00
LICENSE VERIFICATION FEE	\$5.00	\$5.00

\* Additional fees may be required. Refer to the laws and regulations for details.

\*\* Included in the renewal fee (every two years) for an active psychologist is an additional \$30.00 in fees, which includes \$20.00 pursuant to Business and Professions Code section 2987.2 and \$10.00 pursuant to California Code of Regulations, Division 13.1, title 16, section 1397.69.

\*\*\* Included in the renewal fee (every two years) for an inactive psychologist is an additional \$20.00 fee pursuant to Business and Professions Code section 2987.2.

## SUMMARY OF LICENSING ACTIVITY

<b>INITIAL LICENSES/REGISTRATIONS/CERTIFICATES/PERMITS*</b>			
TYPE	APPLICATIONS RECEIVED	ISSUED	RENEWED
PSYCHOLOGICAL ASSOCIATE REGISTRATION*	1,128	758	993
PSYCHOLOGIST LICENSE*	1,755	736	10,703
<b>Total</b>	<b>2,883</b>	<b>1,494</b>	<b>11,696</b>

\* Senate Bill 801 (Archuleta) eliminated the registered psychologist registration category. The Board cancelled all current registered psychologist registrations on January 1, 2022. This law also amended the title from "registered psychological assistant" to "registered psychological associate."

<b>LICENSING POPULATION BY TYPE</b>	
TYPE	LICENSES/REGISTRATIONS/CERTIFICATIONS/PERMITS
PSYCHOLOGICAL ASSOCIATE	1,645
PSYCHOLOGIST	24,104
<b>TOTAL</b>	<b>25,749</b>

<b>RENEWAL AND CONTINUING EDUCATION (CE)</b>		
TYPE	FREQUENCY OF RENEWAL	NUMBER OF CE HOURS REQUIRED EACH CYCLE
PSYCHOLOGICAL ASSOCIATE	EVERY YEAR	N/A
PSYCHOLOGIST	EVERY 2 YEARS	36

<b>EXAMINATION RESULTS</b>			
EXAMINATION TITLE	% PASS	% FAIL	TOTAL NUMBER OF CANDIDATES
CALIFORNIA PSYCHOLOGY LAWS AND ETHICS EXAMINATION	78	22	1,026
EXAMINATION FOR PROFESSIONAL PRACTICE IN PSYCHOLOGY	38	62	1,465

## SUMMARY OF ENFORCEMENT ACTIVITY

<b>COMPLAINTS—INTAKE</b>	
1,024	RECEIVED
320	CLOSED WITHOUT REFERRAL FOR INVESTIGATION
775	REFERRED FOR INVESTIGATION
167	PENDING

<b>CONVICTION/ARREST NOTIFICATION COMPLAINTS</b>	
35	RECEIVED
0	CLOSED WITHOUT REFERRAL FOR INVESTIGATION
36	REFERRED FOR INVESTIGATION
3	PENDING

<b>INVESTIGATIONS</b>	
811	OPENED
776	CLOSED
806	PENDING

<b>ENFORCEMENT AGING—COMPLETED INTAKE AND INVESTIGATIONS</b>	
305	UP TO 90 DAYS
120	91 TO 180 DAYS
114	181 DAYS TO 1 YEAR
176	1 TO 2 YEARS
51	2 TO 3 YEARS
10	OVER 3 YEARS
6	AVERAGE NUMBER OF DAYS FROM RECEIPT OF COMPLAINT TO ASSIGNMENT OF INVESTIGATOR (START OF INVESTIGATION)
278	AVERAGE NUMBER OF DAYS FOR ALL INVESTIGATION OUTCOMES (FROM START OF INVESTIGATION TO REFERRAL FOR PROSECUTION OR CASE CLOSURE WITHOUT REFERRAL FOR PROSECUTION)
284	AVERAGE NUMBER OF DAYS FROM RECEIPT OF COMPLAINT TO REFERRAL FOR PROSECUTION OR CASE CLOSURE WITHOUT REFERRAL FOR PROSECUTION

<b>CITATIONS AND FINES</b>	
0	ISSUED WITHOUT A FINE
36*	ISSUED WITH A FINE
8	WITHDRAWN/DISMISSED/REDUCED
548	AVERAGE NUMBER OF DAYS TO ISSUE A CITATION AND FINE (FROM COMPLAINT RECEIPT/INSPECTION CONDUCTED TO CITATION ISSUED)

\* A decrease in fines could be attributed to the Continuing Education waiver that was in place during this time.



TOTAL AMOUNT OF FINES	
\$83,100.00	ASSESSED
\$8,450.00	WITHDRAWN/DISMISSED/REDUCED
\$66,872.00	COLLECTED

CRIMINAL/CIVIL ACTIONS	
4	REFERRALS FOR CRIMINAL/CIVIL ACTION
0	CRIMINAL ACTIONS FILED
0	CIVIL ACTIONS FILED

OFFICE OF THE ATTORNEY GENERAL/DISCIPLINARY ACTIONS	
49	CASES OPENED/INITIATED
43	CASES CLOSED
112	CASES PENDING

FORMAL ACTIONS FILED/WITHDRAWN/DISMISSED	
2	STATEMENT OF ISSUES FILED
27	ACCUSATIONS FILED
1	RESTRAINING/RESTRICTION/SUSPENSION ORDERS GRANTED
0	STATEMENT OF ISSUES WITHDRAWN/DISMISSED
0	ACCUSATIONS WITHDRAWN/DISMISSED
482	AVERAGE NUMBER OF DAYS FROM CLOSURE OF INVESTIGATION TO IMPOSING FORMAL DISCIPLINE

ADMINISTRATIVE OUTCOMES/FINAL ORDERS	
0	LICENSE APPLICATIONS DENIED
5	REVOCATION
9	SURRENDER OF LICENSE
0	PROBATION WITH SUSPENSION
2	SUSPENSION ONLY
13	PROBATION ONLY
7	PUBLIC REPRIMAND/PUBLIC REPROVAL/PUBLIC LETTER OF REPRIMAND
0	OTHER DECISIONS
36	TOTAL

ENFORCEMENT AGING—COMPLETED ATTORNEY GENERAL CASES	
2	UP TO 1 YEAR
8	1 TO 2 YEARS
12	2 TO 3 YEARS
21	OVER 3 YEARS
1,042	AVERAGE NUMBER OF DAYS TO IMPOSE DISCIPLINE

PROBATION	
14	PROBATIONS COMPLETED
0	PROBATIONERS PENDING (CLOSE OF FISCAL YEAR)

SUBSEQUENT DISCIPLINE	
0	PROBATIONS REVOKED
3	PROBATIONER'S LICENSE SURRENDERED
0	ADDITIONAL PROBATION ONLY
0	SUSPENSION ONLY ADDED
0	OTHER CONDITIONS ADDED ONLY
0	OTHER PROBATION OUTCOME

PETITION FOR MODIFICATION OR TERMINATION OF PROBATION	
1	GRANTED
5	DENIED

PETITION FOR REINSTATEMENT OF REVOKED LICENSE/REGISTRATION/CERTIFICATION	
0	GRANTED
3	DENIED

COST RECOVERY	
\$578,938.00	ORDERED
\$187,580.00	COLLECTED



# BUREAU OF REAL ESTATE APPRAISERS

Licenses and regulates real estate appraisers and registers appraisal management companies.

[www.brea.ca.gov](http://www.brea.ca.gov)

**Staff:** 26 civil servant positions, 1 exempt

**Licenses, Registrations, Certificates, and Permits:** 10,039

**Bureau Leadership:**

Angela Jemmott	Loretta Dillon
<i>Chief</i>	<i>Deputy Chief</i>
<a href="mailto:angela.jemmott@brea.ca.gov">angela.jemmott@brea.ca.gov</a>	<a href="mailto:loretta.dillon@brea.ca.gov">loretta.dillon@brea.ca.gov</a>

**Laws and Regulations:**

Business and Professions Code §§ 11300–11423  
California Code of Regulations, title 10, Chapter 6.5, §§ 3500–3761  
United States Code, title 12, §§ 3331–3356

**Sunset Review:**

Last review: 2020 | Next review: 2025

## BUREAU HIGHLIGHTS

### RECIPROCITY

California Business and Professions Code section 11350 states the director shall adopt regulations governing the process and procedure of applying for reciprocity, which shall meet, at a minimum, the requirements of the Appraisal Subcommittee. The California Code of Regulations section 3543 (a)(4) states all applicants must complete, prior to issuance of an initial or reciprocal license, a four-hour course on federal and California appraisal related statutory and regulatory law.

### ACCOMPLISHMENTS

#### Bureau Leadership

In January 2022, Governor Gavin Newsom appointed Angela G. Jemmott as Bureau chief. She had previously served as executive director for the California Commission on Disability Access.

#### Consumer Protection

The Bureau updated its online complaint system to meet and exceed the requirements established in Assembly Bill 948 (Holden, Chapter 352, Statutes of 2021), by completing the complaint form in January 2022 ahead of schedule. The Bureau has also modified the Real Estate Appraisers' Licensing and Enforcement Database to ensure licensees in their four-year cycle have completed the education requirements set forth by AB 948; specifically, courses on cultural competency and the elimination of bias.



## Communications and Outreach

In June 2022, the Bureau hosted the live online “Appraisal Educational Roundtable—Addressing Cultural Competency and Elimination of Bias.” Beginning January 2023, the Bureau will have new educational requirements for licensure and licensee renewal related to cultural competency and the elimination of bias in appraisal practice. The goal of the educational roundtable was to identify and evaluate best content for instruction of these educational courses as they relate to the real estate appraisal industry. In addition, the roundtable helped the Bureau understand and identify course-specific learning objectives. During this endeavor, the Bureau chief collaborated with DCA, the California Business, Consumer Services and Housing Agency, Department of Real Estate, California Community Colleges Real Estate Education Center-Saddleback, University of Real Estate and Land Use Institute, The Appraisal Foundation’s Appraisal Qualification Board, Interagency Task Force on Property Appraisal and Valuation Equity, and the California Civil Rights Department.

In May 2022, Chief Jemmott attended the Association of Appraiser Regulator Officials (AARO) Spring Conference. AARO facilitates the nation’s administration of appraiser and appraisal management company enforcement and regulatory laws.

In October 2021, Bureau staff gave a virtual presentation for the California Community College Real Estate Education Center’s Annual Conference. The presentation provided current data and an overview of Bureau programs. The Bureau continued to increase its outreach efforts throughout 2022 by accepting opportunities to participate in several conference trainings to assist licensees in understanding AB 948 requirements, increase student awareness of the appraisal industry as a satisfactory career path, and provide access to the Bureau for licensees.

## Publication Information

The Bureau published and distributed “The California Appraiser Newsletter” spring edition in May 2022 and published and distributed “The California Appraiser Newsletter” fall/winter 2021 edition in December 2021.

## Assessments Conducted

In October 2021, the federal Appraisal Subcommittee completed its State Off-Site Assessment of the Bureau of Real Estate Appraisers and identified no major issues to be addressed.

## Technological Advancements

The Bureau deployed a Microsoft Teams telephone system. The Bureau worked closely with DCA’s Telecommunications Unit to develop the system requirements that closely mirror the former telephone system setup. This change in systems allowed the Bureau to reduce the number of telephone lines, provided superior videoconferencing ability, increased monitoring, and provided a more cost effective method of communication.

## NEW LEGISLATION

**SB 1495 (Committee on Business, Professions and Economic Development, Chapter 511, Statutes of 2022)** clarifies the definition of “cultural competency” to more closely align with the functions and duties of the Bureau’s licensees. This will help facilitate the implementation of new cultural competency education requirements for all licenses beginning January 1, 2023.

## LICENSE REQUIREMENTS\*

LICENSE REQUIREMENTS	Y/N
CONTINUING EDUCATION/COMPETENCY	Y
DEGREE/PROFESSIONAL SCHOOLING	Y
EXAMINATION	Y
FINGERPRINT REQUIREMENT	Y
QUALIFYING EXPERIENCE (MAY INCLUDE EDUCATION)	Y

\* Applicable to specific license types. Refer to the laws and regulations for details.

## FEES\*

LICENSE TYPE	ACTUAL FEE	STATUTORY LIMIT
<b>APPRAISAL MANAGEMENT COMPANY</b>		
INITIAL APPLICATION FEE	\$5,000.00	N/A
RENEWAL FEE	\$5,000.00	N/A
<b>TEMPORARY PRACTICE PERMIT</b>		
INITIAL APPLICATION FEE	\$235.00	N/A
<b>TRAINEE</b>		
INITIAL APPLICATION FEE	\$400.00	N/A
INITIAL LICENSE FEE	\$450.00	\$450.00
<b>BACKGROUND FEE</b>	<b>\$70.00</b>	<b>N/A</b>
DEPARTMENT OF CHILD SUPPORT SERVICES FEE	\$10.00	N/A
<b>TOTAL TRAINEE INITIAL LICENSE FEE</b>	<b>\$930.00</b>	<b>N/A</b>





LICENSE TYPE	ACTUAL FEE	STATUTORY LIMIT
RENEWAL APPLICATION FEE	\$400.00	N/A
RENEWAL LICENSE FEE	\$450.00	\$450.00
<b>TOTAL TRAINEE RENEWAL FEE</b>	<b>\$850.00</b>	<b>N/A</b>
<b>RESIDENTIAL</b>		
INITIAL APPLICATION FEE	\$400.00	N/A
INITIAL LICENSE FEE	\$450.00	\$450.00
<b>BACKGROUND FEE</b>	<b>\$70.00</b>	<b>N/A</b>
FEDERAL REGISTRATION FEE	\$80.00	N/A
STATE REGISTRATION FEE	\$25.00	N/A
DCSS FEE	\$10.00	N/A
<b>TOTAL RESIDENTIAL LICENSE FEE</b>	<b>\$1,035.00</b>	<b>N/A</b>
RENEWAL APPLICATION FEE	\$400.00	N/A
RENEWAL LICENSE FEE	\$450.00	\$450.00
FEDERAL REGISTRATION FEE	\$80.00	N/A
STATE REGISTRATION FEE	\$25.00	N/A
<b>TOTAL RESIDENTIAL RENEWAL FEE</b>	<b>\$955.00</b>	<b>N/A</b>
<b>CERTIFIED RESIDENTIAL</b>		
INITIAL APPLICATION FEE	\$400.00	N/A
INITIAL LICENSE FEE	\$525.00	\$525.00
<b>BACKGROUND FEE</b>	<b>\$70.00</b>	<b>N/A</b>
FEDERAL REGISTRATION FEE	\$80.00	N/A
STATE REGISTRATION FEE	\$25.00	N/A
DCSS FEE	\$10.00	N/A
<b>TOTAL CERTIFIED RESIDENTIAL LICENSE FEE</b>	<b>\$1,110.00</b>	<b>N/A</b>
RENEWAL APPLICATION FEE	\$400.00	N/A
RENEWAL LICENSE FEE	\$525.00	\$525.00
FEDERAL REGISTRATION FEE	\$80.00	N/A
STATE REGISTRATION FEE	\$25.00	N/A
<b>TOTAL CERTIFIED RESIDENTIAL RENEWAL FEE</b>	<b>\$1,030.00</b>	<b>N/A</b>
<b>CERTIFIED GENERAL</b>		
INITIAL APPLICATION FEE	\$400.00	N/A
INITIAL LICENSE FEE	\$525.00	\$525.00
<b>BACKGROUND FEE</b>	<b>\$70.00</b>	<b>N/A</b>
FEDERAL REGISTRATION FEE	\$80.00	N/A
STATE REGISTRATION FEE	\$25.00	N/A
DCSS FEE	\$10.00	N/A
<b>TOTAL INITIAL CERTIFIED GENERAL FEE</b>	<b>\$1,110.00</b>	<b>N/A</b>
RENEWAL APPLICATION FEE	\$400.00	N/A

LICENSE TYPE	ACTUAL FEE	STATUTORY LIMIT
RENEWAL LICENSE FEE	\$525.00	\$525.00
FEDERAL REGISTRATION FEE	\$80.00	N/A
STATE REGISTRATION FEE	\$25.00	N/A
<b>TOTAL CERTIFIED GENERAL RENEWAL FEE</b>	<b>\$1,030.00</b>	<b>N/A</b>

\* Additional fees may be required. Refer to the laws and regulations for details.

## SUMMARY OF LICENSING ACTIVITY

INITIAL LICENSES/REGISTRATIONS/CERTIFICATES/PERMITS			
TYPE	APPLICATIONS RECEIVED	ISSUED	RENEWED
APPRAISAL MANAGEMENT COMPANY REGISTRATION	23	27	107
CERTIFIED GENERAL LICENSE	82	75	1,145
CERTIFIED RESIDENTIAL LICENSE	64	42	2,050
RESIDENTIAL LICENSE	77	41	365
TEMPORARY PRACTICE PERMIT	410	384	N/A*
TRAINEE LICENSE	370	363	123
<b>TOTAL</b>	<b>1,026</b>	<b>932</b>	<b>3,790</b>

\* Temporary practice permit cannot be renewed.

LICENSING POPULATION BY TYPE	
TYPE	LICENSES/REGISTRATIONS/CERTIFICATES/PERMITS
APPRAISAL MANAGEMENT COMPANY	225
CERTIFIED GENERAL	2,762
CERTIFIED RESIDENTIAL	4,936
RESIDENTIAL	934
TEMPORARY PRACTICE PERMIT	384
TRAINEE	798
<b>TOTAL</b>	<b>10,039</b>

RENEWAL AND CONTINUING EDUCATION (CE)*		
TYPE	FREQUENCY OF RENEWAL	NUMBER OF CE HOURS REQUIRED EACH CYCLE
APPRAISAL MANAGEMENT COMPANY	EVERY 2 YEARS	N/A**
CERTIFIED GENERAL LICENSE***	EVERY 2 YEARS	28
CERTIFIED RESIDENTIAL LICENSE***	EVERY 2 YEARS	28
RESIDENTIAL LICENSE***	EVERY 2 YEARS	28
TRAINEE***	EVERY 2 YEARS	28

\* Course providers that provide the continuing education need to renew with the Bureau every four years.

\*\* The appraisal management company controlling person within the appraisal management company is required to complete seven CE hours upon renewal.

\*\*\* A total of 28 hours are recommended to be completed within a two-year renewal cycle and 56 hours are required to be completed within a four-year period.



EXAMINATION RESULTS			
EXAMINATION TITLE	% PASS	% FAIL	TOTAL NUMBER OF CANDIDATES
CERTIFIED GENERAL EXAMINATION	33	67	91
CERTIFIED RESIDENTIAL EXAMINATION	46	54	286
RESIDENTIAL EXAMINATION	32	68	242

## SUMMARY OF ENFORCEMENT ACTIVITY

COMPLAINTS—INTAKE	
295	RECEIVED
0	CLOSED WITHOUT REFERRAL FOR INVESTIGATION
290	REFERRED FOR INVESTIGATION
6	PENDING

CONVICTION/ARREST NOTIFICATION COMPLAINTS	
210	RECEIVED
53	CLOSED WITHOUT REFERRAL FOR INVESTIGATION
153	REFERRED FOR INVESTIGATION
4	PENDING

INSPECTIONS	
0	CONDUCTED
0	CITATIONS ISSUED

INVESTIGATIONS	
443	OPENED
286	CLOSED
171	PENDING

ENFORCEMENT AGING—COMPLETED INTAKE AND INVESTIGATIONS	
148	UP TO 90 DAYS
25	91 TO 180 DAYS
53	181 DAYS TO 1 YEAR
57	1 TO 2 YEARS
2	2 TO 3 YEARS
1	OVER 3 YEARS
3	AVERAGE NUMBER OF DAYS FROM RECEIPT OF COMPLAINT TO ASSIGNMENT OF INVESTIGATOR (START OF INVESTIGATION)
185	AVERAGE NUMBER OF DAYS FOR ALL INVESTIGATION OUTCOMES (FROM START OF INVESTIGATION TO REFERRAL FOR PROSECUTION OR CASE CLOSURE WITHOUT REFERRAL FOR PROSECUTION)
187	AVERAGE NUMBER OF DAYS FROM RECEIPT OF COMPLAINT TO REFERRAL FOR PROSECUTION OR CASE CLOSURE WITHOUT REFERRAL FOR PROSECUTION

CITATIONS AND FINES	
32	ISSUED WITHOUT A FINE
38	ISSUED WITH A FINE
0	WITHDRAWN/DISMISSED/REDUCED
352	AVERAGE NUMBER OF DAYS TO ISSUE A CITATION AND FINE (FROM COMPLAINT RECEIPT/INSPECTION CONDUCTED TO CITATION ISSUED)

TOTAL AMOUNT OF FINES	
\$81,500.00	ASSESSED
\$0.00	WITHDRAWN/DISMISSED/REDUCED
\$106,581.00	COLLECTED

CRIMINAL/CIVIL ACTIONS	
0	REFERRALS FOR CRIMINAL/CIVIL ACTION
0	CRIMINAL ACTIONS FILED
0	CIVIL ACTIONS FILED

OFFICE OF THE ATTORNEY GENERAL/DISCIPLINARY ACTIONS	
4	CASES OPENED/INITIATED
2	CASES CLOSED
2	CASES PENDING

FORMAL ACTIONS FILED/WITHDRAWN/DISMISSED	
0	STATEMENT OF ISSUES FILED
2	ACCUSATIONS FILED
2	RESTRAINING/RESTRICTION/SUSPENSION ORDERS GRANTED
0	STATEMENT OF ISSUES WITHDRAWN/DISMISSED
0	ACCUSATIONS WITHDRAWN/DISMISSED
228	AVERAGE NUMBER OF DAYS FROM CLOSURE OF INVESTIGATION TO IMPOSING FORMAL DISCIPLINE

ADMINISTRATIVE OUTCOMES/FINAL ORDERS	
0	LICENSE APPLICATIONS DENIED
1	REVOCATION
0	SURRENDER OF LICENSE
0	PROBATION WITH SUSPENSION
0	SUSPENSION ONLY
0	PROBATION ONLY
0	PUBLIC REPROVAL/PUBLIC LETTER OF REPRIMAND
5*	OTHER DECISIONS
6	TOTAL

\* This fiscal year there were five disciplinary actions that included both probation and public reprimand.



ENFORCEMENT AGING—COMPLETED ATTORNEY GENERAL CASES	
1	UP TO 1 YEAR
1	1 TO 2 YEARS
0	2 TO 3 YEARS
0	OVER 3 YEARS
409	AVERAGE NUMBER OF DAYS TO IMPOSE DISCIPLINE

PROBATION	
6	PROBATIONS COMPLETED
15	PROBATIONERS PENDING (CLOSE OF FISCAL YEAR)

SUBSEQUENT DISCIPLINE	
0	PROBATIONS REVOKED
0	PROBATIONER'S LICENSE SURRENDERED
1	ADDITIONAL PROBATION ONLY
0	SUSPENSION ONLY ADDED
0	OTHER CONDITIONS ADDED ONLY
0	OTHER PROBATION OUTCOME

PETITION FOR MODIFICATION OR TERMINATION OF PROBATION	
0	GRANTED
0	DENIED

PETITION FOR REINSTATEMENT OF REVOKED LICENSE/REGISTRATION/ CERTIFICATION	
0	GRANTED
0	DENIED

COST RECOVERY	
\$11,973.49	ORDERED
\$0.00	COLLECTED



# BOARD OF REGISTERED NURSING

Licenses and regulates registered nurses and evaluates them for certification in nursing specialties.

[www.rn.ca.gov](http://www.rn.ca.gov)

**Staff:** 238.8 civil servant positions, 1 exempt

**Licenses, Registrations, Certificates, and Permits:** 598,939

**Board Membership:** 4 public representatives, 5 licensees

**Board Leadership:**

Loretta Melby, MSN, R.N. <i>Executive Officer</i> <a href="mailto:loretta.melby@dca.ca.gov">loretta.melby@dca.ca.gov</a>	Evon Lenerd Tapps, MBA <i>Assistant Executive Officer</i> <a href="mailto:evon.lenerd@dca.ca.gov">evon.lenerd@dca.ca.gov</a>
--	--

**Laws and Regulations:**

Business and Profession Code §§ 2700–2838.4  
California Code of Regulations, Division 14, title 16, §§ 1402–1495.4

**Sunset Review:**

Last review: 2022 | Next review: 2026

## BOARD HIGHLIGHTS

### RECIPROCITY

The Board of Registered Nursing will grant a license to an individual who is licensed in the same profession in another state with no disciplinary action as verified through Nursys (the licensure and disciplinary database with data provided directly from state boards of nursing) and Department of Justice and FBI background checks. The Board will require proof of licensure from that state, transcripts to verify educational preparation, and verification of national certification as needed. No additional steps or licensure requirements such as exams are required.

### ACCOMPLISHMENTS

#### Board Leadership

In May 2022, the Board welcomed Marissa Clark to the executive leadership team as the Chief of Legislative Affairs. She brings her experience of navigating the public policy process from bill introduction through statewide implementation.

#### Strategic Plan

Overall, the Board met its goals and objectives of its 2018–2021 Strategic Plan. As part of the wind-down efforts, the Board conducted an analysis of its strengths and areas of opportunity for improvement and applied these lessons learned to its 2022–2025 Strategic Plan. Through the implementation of the 2022–2025 Strategic Plan, the Board updated its mission, vision, and values.

#### Technological Advancements

The Board volunteered to be the first board within DCA



to participate in the DCA Enlighten Licensing Project. This project brings together licensing and information technology subject matter experts from DCA boards and bureaus to identify ways to streamline licensing processes, both internally and externally, for greater efficiencies.

In October 2021, the Board, in collaboration with DCA and the contracted vendor, implemented a new secure education history portal in its database available to the Board-approved precicensure nursing programs. This new portal eliminates the need for schools to submit individual student transcripts and expedites the application process. In addition, it allows students to schedule their National Council Licensure Examination (NCLEX) sooner than in the past. In March 2022, this process was expanded to Board-approved certified nurse-midwife programs and nurse practitioner programs.

In March 2022, the Board implemented the use of Nursys for license verification requests. Nursys provides online verification for endorsement to a nurse requesting to practice in another state and for anyone who wants to verify a nursing license.

The Board has made several other technological advancements and efficiencies, including, but not limited to, implementing a fully electronic case management process in the Enforcement Division, collaborating with DCA's DOI streamlining processes, and emailing deficiency letters rather than using the U.S. Postal Service.

### Website Enhancements

In July 2021, the Board removed the requirement for applicants to submit a passport-like photo with their application. This requirement previously resulted in a high number of deficiencies and inquiries to the Board. To reduce processing time frames, the Board removed the requirement for applicants to submit duplicate transcripts and other documentation for reapply/repeat examination applications. In February 2022, the Board began receiving out-of-state applicant transcripts via a "batch job" from the transcript transmission vendor, allowing Board staff to download daily transcripts in a single transaction.

### Collaborations

In September 2021, the Board participated in its first joint Continuing Approval Visit (CAV) with the Accreditation Commission for Education in Nursing. This joint effort identified similarities but confirmed the vast differences between an accreditor's process utilizing an evaluation approach and the role of a regulator who serves as a consultant. In October 2021, the Board aligned future CAVs with accreditation visits and will leverage the accreditor's review to reduce duplication and increase efficiency where possible.

### Updates to Regulations

The Board had regulatory packages approved by the Office of Administrative Law. California Code of Regulations (CCR) 1480, Definitions—Standards for Nurse Practitioners, was approved on December 23, 2021, and CCR 1484, Nurse Practitioner Education, was approved February 8, 2022.

### NEW LEGISLATION

**AB 2684 (Berman, Chapter 413, Statutes of 2022)** is the sunset bill for the Board, which extends the Board's sunset date to January 1, 2027. It also requires the Board to accept specified information from accreditors; extends statutory state-of-emergency waivers for nursing education programs; establishes a 500-hour minimum direct patient care requirement; codifies the Nursing Education Workforce Advisory Committee; prohibits payments for clinical placements; combines furnishing number applications with other advanced practice applications; removes the governor's authority to remove board members they did not appoint; requires the Board's executive officer to create a uniform method for evaluating requests for changes to nursing education programs; and makes other minor and technical changes.

**SB 1375 (Atkins, Chapter 631, Statutes of 2022)** allows nurse practitioners who are certified for independent practice and certified nurse-midwives to perform abortions by aspiration without standardized procedures. Nurse practitioners not certified to practice independently can still perform abortions by aspiration subject to standardized procedures. This bill also expands available training options to educate nurse practitioners and certified nurse midwives to competently perform abortions by aspiration. This bill prohibits nurse practitioners and certified nurse-midwife trainers from being punished or held liable for damages related to the actions of trainees, and also prohibits performance of an abortion by aspiration after the first trimester of pregnancy.

### LICENSE REQUIREMENTS\*

LICENSE REQUIREMENTS	Y/N
CONTINUING EDUCATION/COMPETENCY	Y
DEGREE/PROFESSIONAL SCHOOLING	Y
EXAMINATION	Y
FINGERPRINT REQUIREMENT	Y
QUALIFYING EXPERIENCE (MAY INCLUDE EDUCATION)	Y

\* Applicable to specific license types. Refer to the laws and regulations for details.



## FEES\*

LICENSE TYPE	ACTUAL FEE	STATUTORY LIMIT
<b>REGISTERED NURSE</b>		
APPLICATION BY EXAMINATION (CALIFORNIA GRADUATES)	\$300.00	\$1,000.00
APPLICATION BY EXAMINATION (U.S. GRADUATES)	\$350.00	\$1,000.00
APPLICATION BY EXAMINATION (INTERNATIONAL GRADUATES)	\$750.00	\$1,500.00
APPLICATION BY ENDORSEMENT (U.S. GRADUATES)	\$350.00	\$1,000.00
APPLICATION BY ENDORSEMENT (INTERNATIONAL GRADUATE)	\$750.00	\$1,500.00
RENEWAL FEE	\$190.00	\$750.00
<b>PUBLIC HEALTH NURSE</b>		
APPLICATION FEE	\$300.00	\$1,000.00
RENEWAL FEE	\$125.00	\$500.00
<b>NURSE PRACTITIONER</b>		
APPLICATION FEE	\$500.00	\$1,500.00
RENEWAL FEE	\$150.00	\$1,000.00
<b>NURSE PRACTITIONER FURNISHING</b>		
APPLICATION FEE	\$400.00	\$1,500.00
RENEWAL FEE	\$172.00	\$1,000.00
<b>NURSE MIDWIFE</b>		
APPLICATION FEE	\$500.00	\$1,500.00
RENEWAL FEE	\$150.00	\$1,000.00
<b>NURSE MIDWIFE FURNISHING</b>		
APPLICATION FEE	\$400.00	\$1,500.00
RENEWAL FEE	\$172.00	\$1,000.00
<b>CLINICAL NURSE SPECIALIST</b>		
APPLICATION FEE	\$500.00	\$1,500.00
RENEWAL FEE	\$150.00	\$1,000.00
<b>NURSE ANESTHETIST</b>		
APPLICATION FEE	\$500.00	\$1,500.00
RENEWAL FEE	\$150.00	\$1,000.00
<b>PSYCHIATRIC/MENTAL HEALTH NURSE</b>		
APPLICATION FEE	\$350.00	\$750.00

\* The program has additional license populations and fees that can be found in California Code of Regulations section 1417.

\*\* Any licensee holding an advanced practitioner certificate must first have a California registered nursing license.

\*\*\* \$10.00 is assessed and collected for the Registered Nursing Education Fund pursuant to Business and Professions Code section 2815.1.

## SUMMARY OF LICENSING ACTIVITY

INITIAL LICENSES/REGISTRATIONS/CERTIFICATES/PERMITS			
TYPE	APPLICATIONS RECEIVED	ISSUED	RENEWED
CLINICAL NURSE SPECIALIST CERTIFICATE	93	51	1,167
CONTINUING EDUCATION PROVIDER (BRN)*	113	100	946
EMERGENCY REGISTERED NURSE TEMPORARY LICENSE	293	294	N/A**
INTERIM PERMIT	1,651	1,683	N/A***
NURSE ANESTHETIST CERTIFICATE	284	245	1,387
NURSE MIDWIFE CERTIFICATE	107	86	666
NURSE MIDWIFE FURNISHING CERTIFICATE	95	89	532
NURSE PRACTITIONER CERTIFICATE	4,537	3,818	15,306
NURSE PRACTITIONER FURNISHING CERTIFICATE	3,756	3,505	13,994
PSYCHIATRIC MENTAL HEALTH CERTIFICATE	97	1	110
PUBLIC HEALTH NURSE CERTIFICATE	2,559	2,080	19,507
REGISTERED NURSE LICENSE	58,217	38,874	225,869
REGISTERED NURSE TEMPORARY LICENSE	16,918****	7,153	N/A*****
<b>TOTAL</b>	<b>88,720</b>	<b>57,979</b>	<b>279,484</b>

\* BRN issues Continuing Education Provider numbers to approved individuals, partnerships, corporations, associations, organizations, organized health care systems, educational institutions, or governmental agencies offering continuing education as approved by the Board.

\*\* Emergency Temporary Licenses were issued in accordance with DCA Waiver DCA-21-162 and are not renewable.

\*\*\* Pursuant to BPC 2832.1, Interim permits are issued to applicants waiting for an exam and expire once the pass or fail result is received. They are not renewable.

\*\*\*\* There was an increase in Endorsement applications that resulted in an increase of Temporary License applications.

\*\*\*\*\* Pursuant to BPC 2733, Temporary Licenses are issued during the time period an endorsement applicant is waiting for permanent RN licensure. Temporary Licenses are effective for six months and, although a Temporary License is not renewable, if a permanent RN license has not been issued within that time frame the Temporary License may be extended for an additional six months for a total of one year.

LICENSING POPULATION BY TYPE	
TYPE	LICENSES/REGISTRATIONS/CERTIFICATES/PERMITS
CLINICAL NURSE SPECIALIST	3,137
CONTINUING EDUCATION PROVIDER	2,108
EMERGENCY REGISTERED NURSE TEMPORARY	0
INTERIM PERMIT	820





LICENSING POPULATION BY TYPE	
TYPE	LICENSES/REGISTRATIONS/ CERTIFICATES/PERMITS
NURSE ANESTHETIST	2,841
NURSE MIDWIFE	1,352
NURSE MIDWIFE FURNISHING	1,096
NURSE PRACTITIONER	32,616
NURSE PRACTITIONER FURNISHING	29,616
PSYCHIATRIC MENTAL HEALTH	214
PUBLIC HEALTH NURSE	39,725
REGISTERED NURSE	480,568
REGISTERED NURSE TEMPORARY	4,846
<b>TOTAL</b>	<b>598,939</b>

RENEWAL AND CONTINUING EDUCATION (CE)		
TYPE	FREQUENCY OF RENEWAL	NUMBER OF CE HOURS REQUIRED EACH CYCLE
CLINICAL NURSE SPECIALIST*	EVERY 2 YEARS	N/A
CONTINUING EDUCATION PROVIDER*	EVERY 2 YEARS	N/A
NURSE ANESTHETIST*	EVERY 2 YEARS	N/A
NURSE MIDWIFE*	EVERY 2 YEARS	N/A
NURSE MIDWIFE FURNISHING*	EVERY 2 YEARS	N/A
NURSE PRACTITIONER*	EVERY 2 YEARS	N/A
NURSE PRACTITIONER FURNISHING*	EVERY 2 YEARS	N/A
PSYCHIATRIC MENTAL HEALTH*	EVERY 2 YEARS	N/A
PUBLIC HEALTH NURSE*	EVERY 2 YEARS	N/A
REGISTERED NURSE	EVERY 2 YEARS	30

\* There are no continuing education requirements for this license type.

EXAMINATION RESULTS			
EXAMINATION TITLE	% PASS	% FAIL	TOTAL NUMBER OF CANDIDATES
NATIONAL COUNCIL LICENSURE EXAMINATION (NCLEX)	66	34	25,029*

\* There was an increase in both examination and repeat applications that attributed to more candidates taking the NCLEX.

## SUMMARY OF ENFORCEMENT ACTIVITY

COMPLAINTS—INTAKE	
5,033	RECEIVED
2	CLOSED WITHOUT REFERRAL FOR INVESTIGATION
5,120	REFERRED FOR INVESTIGATION
30	PENDING

CONVICTION/ARREST NOTIFICATION COMPLAINTS	
2,541	RECEIVED
2	CLOSED WITHOUT REFERRAL FOR INVESTIGATION
2,562	REFERRED FOR INVESTIGATION
6	PENDING

INVESTIGATIONS	
7,682	OPENED
7,952	CLOSED
2,465	PENDING

ENFORCEMENT AGING—COMPLETED INTAKE AND INVESTIGATIONS	
5,613	UP TO 90 DAYS
554	91 TO 180 DAYS
772	181 DAYS TO 1 YEAR
734	1 TO 2 YEARS
235	2 TO 3 YEARS
44	OVER 3 YEARS
6	AVERAGE NUMBER OF DAYS FROM RECEIPT OF COMPLAINT TO ASSIGNMENT OF INVESTIGATOR (START OF INVESTIGATION)
126	AVERAGE NUMBER OF DAYS FOR ALL INVESTIGATION OUTCOMES (FROM START OF INVESTIGATION TO REFERRAL FOR PROSECUTION OR CASE CLOSURE WITHOUT REFERRAL FOR PROSECUTION)
131	AVERAGE NUMBER OF DAYS FROM RECEIPT OF COMPLAINT TO REFERRAL FOR PROSECUTION OR CASE CLOSURE WITHOUT REFERRAL FOR PROSECUTION

CITATIONS AND FINES	
0	ISSUED WITHOUT A FINE
149	ISSUED WITH A FINE
5	WITHDRAWN/DISMISSED/REDUCED
428	AVERAGE NUMBER OF DAYS TO ISSUE A CITATION AND FINE (FROM COMPLAINT RECEIPT/INSPECTION CONDUCTED TO CITATION ISSUED)

TOTAL AMOUNT OF FINES	
\$107,900.00	ASSESSED
\$2,700.00	WITHDRAWN/DISMISSED/REDUCED
\$118,630.00	COLLECTED

CRIMINAL/CIVIL ACTIONS	
33	REFERRALS FOR CRIMINAL/CIVIL ACTION
2	CRIMINAL ACTIONS FILED
0	CIVIL ACTIONS FILED



OFFICE OF THE ATTORNEY GENERAL/DISCIPLINARY ACTIONS	
1,167	CASES OPENED/INITIATED
564	CASES CLOSED
872	CASES PENDING

FORMAL ACTIONS FILED/WITHDRAWN/DISMISSED	
14	STATEMENT OF ISSUES FILED
699	ACCUSATIONS FILED
11	RESTRAINING/RESTRICTION/SUSPENSION ORDERS GRANTED
0	STATEMENT OF ISSUES WITHDRAWN/DISMISSED
52	ACCUSATIONS WITHDRAWN/DISMISSED
309	AVERAGE NUMBER OF DAYS FROM CLOSURE OF INVESTIGATION TO IMPOSING FORMAL DISCIPLINE

ADMINISTRATIVE OUTCOMES/FINAL ORDERS	
0	LICENSE APPLICATIONS DENIED
176	REVOCATION
85	SURRENDER OF LICENSE
11	PROBATION WITH SUSPENSION
0	SUSPENSION ONLY
184	PROBATION ONLY
18	PUBLIC REPRIMAND/PUBLIC REPROVAL/PUBLIC LETTER OF REPRIMAND
2	OTHER DECISIONS
<b>476</b>	<b>TOTAL</b>

ENFORCEMENT AGING—COMPLETED ATTORNEY GENERAL CASES	
120	UP TO 1 YEAR
201	1 TO 2 YEARS
176	2 TO 3 YEARS
67	OVER 3 YEARS
684	AVERAGE NUMBER OF DAYS TO IMPOSE DISCIPLINE

PROBATION	
208	PROBATIONS COMPLETED
1,055	PROBATIONERS PENDING (CLOSE OF FISCAL YEAR)

SUBSEQUENT DISCIPLINE	
25	PROBATIONS REVOKED
14	PROBATIONER'S LICENSE SURRENDERED
21	ADDITIONAL PROBATION ONLY

SUBSEQUENT DISCIPLINE	
0	SUSPENSION ONLY ADDED
0	OTHER CONDITIONS ADDED ONLY
0	OTHER PROBATION OUTCOME

PETITION FOR MODIFICATION OR TERMINATION OF PROBATION	
125	GRANTED
19	DENIED

PETITION FOR REINSTATEMENT OF REVOKED LICENSE/REGISTRATION/CERTIFICATION	
50	GRANTED
10	DENIED

COST RECOVERY	
\$2,934,380.40	ORDERED
\$2,529,645.23	COLLECTED



# RESPIRATORY CARE BOARD OF CALIFORNIA

Licenses and regulates respiratory care practitioners.

[www.rcb.ca.gov](http://www.rcb.ca.gov)

**Staff:** 16.4 civil servant positions, 1 exempt

**Licenses, Registrations, Certificates, and Permits:** 24,128

**Board Membership:** 4 public representatives, 4 licensees, 1 licensed physician and surgeon

**Board Leadership:**

Stephanie Nunez	Christine Molina
<i>Executive Officer</i>	<i>Assistant Executive Officer</i>
<a href="mailto:stephanie.nunez@dca.ca.gov">stephanie.nunez@dca.ca.gov</a>	<a href="mailto:christine.molina@dca.ca.gov">christine.molina@dca.ca.gov</a>

**Laws and Regulations:**

Business and Professions Code §§ 3700–3779  
California Code of Regulations, Division 13.6, title 16, §§1399.300–1399.395

**Sunset Review:**

Last review: 2022 | Next review: 2026

## BOARD HIGHLIGHTS

### RECIPROCITY

Pursuant to Business and Professions Code section 3735, the Board recognizes and accepts the National Board for Respiratory Care's registered respiratory therapist credential in lieu of passage of the state licensing examinations. However, education requirements must also be met and background checks performed prior to license issuance. Further, verification of licensure, including discipline history, is required from each state where the applicant has been licensed.

### ACCOMPLISHMENTS

#### Sunset Review

The Respiratory Care Board of California underwent its sunset review during 2022. The joint hearing before the Assembly Business and Professions Committee and Senate Business, Professions and Economic Development Committee was held in March 2022, where the Board, represented by President Ricardo Guzman and Executive Officer Stephanie Nunez, answered questions as well as provided written responses to issues raised during the sunset review oversight process.

In addition to extending the Board's inoperative date to January 1, 2027, Senate Bill 1436 (Roth, Chapter 624, Statutes of 2022), the Board's sunset extension vehicle: (1) adds additional categories or types of employment that would be subject to mandatory reporting for violations already defined in law, (2) ensures consumers continue to have access to respiratory care in all settings while minimizing the risks in the quality of respiratory care,



and, (3) authorizes the Board to provide a temporary, rapid response beneficial to consumers during a state of emergency.

### Studies Conducted

The Board's Professional Qualifications Committee conducted three study sessions exploring the need to develop an action plan to incorporate a baccalaureate degree provision in the Respiratory Care Practice Act to ensure education requirements meet the demand of the respiratory care field. To be intentional and thoughtful in this process, the committee held study sessions to provide the Board and the public an opportunity to engage in a discovery process prior to developing an action plan for the Board's consideration.

### Updates to Licensing

The Board approved revisions to its Law and Professional Ethics course required for license renewal during every other renewal cycle and prior to initial licensure. The course is aimed at reducing the number of enforcement cases by teaching theories of ethical decision-making as it applies to scope of practice, informed consent, confidentiality, conflicts of interest, unethical acts, and ensuring practitioners understand the laws and regulations governing their profession.

For the fourth straight fiscal year, the Board met all of its established licensing and enforcement performance measure targets.

### Updates to Regulations

On August 17, 2021, the Board's rulemaking package implementing Assembly Bill 2138 (Chiu, Chapter 995, Statutes of 2018) was approved by the Office of Administrative Law (OAL) and put into effect law changes related to substantial relationship and rehabilitation criteria for applicants and licensees.

On April 11, 2022, OAL approved the Board's rulemaking package related to driving records, military applications, and disciplinary guidelines. This rulemaking package implemented laws passed regarding military personnel and updated the Board's disciplinary guidelines, all for the benefit of licensees, the public, and other stakeholders.

### NEW LEGISLATION

**SB 1436 (Roth, Chapter 624, Statutes of 2022)** extended the Board's sunset date until January 1, 2027, and made other reforms and technical changes related to issues raised during the Board's sunset review by the Legislature.

### LICENSE REQUIREMENTS\*

LICENSE REQUIREMENTS	Y/N
CONTINUING EDUCATION/COMPETENCY	Y
DEGREE/PROFESSIONAL SCHOOLING	Y
EXAMINATION	Y
FINGERPRINT REQUIREMENT	Y
QUALIFYING EXPERIENCE (MAY INCLUDE EDUCATION)	Y

\* Refer to the laws and regulations for details.

### FEES\*

LICENSE TYPE	ACTUAL FEE	STATUTORY LIMIT
APPLICATION FEE	\$300.00	\$300.00
EXAMINATION FEE	\$190.00–\$390.00	ACTUAL COST
RENEWAL FEE	\$330.00	\$330.00

\* Additional fees may be required. Refer to the laws and regulations for details.

### SUMMARY OF LICENSING ACTIVITY

INITIAL LICENSES/REGISTRATIONS/CERTIFICATES/PERMITS*			
TYPE	APPLICATIONS RECEIVED	ISSUED	RENEWED
RESPIRATORY CARE PRACTITIONER LICENSE	1,601	1,240	9,832
<b>TOTAL</b>	<b>1,601</b>	<b>1,240</b>	<b>9,832</b>

LICENSING POPULATION BY TYPE	
TYPE	LICENSES/REGISTRATIONS/CERTIFICATIONS/PERMITS
RESPIRATORY CARE PRACTITIONER	24,128
<b>TOTAL</b>	<b>24,128</b>

RENEWAL AND CONTINUING EDUCATION (CE)		
TYPE	FREQUENCY OF RENEWAL	NUMBER OF CE HOURS REQUIRED EACH CYCLE
RESPIRATORY CARE PRACTITIONER	EVERY 2 YEARS	30



EXAMINATION RESULTS			
EXAMINATION TITLE	% PASS	% FAIL	TOTAL NUMBER OF CANDIDATES
CLINICAL SIMULATION EXAMINATION	70	30	947
THERAPIST MULTIPLE CHOICE EXAMINATION	67	33	1,047

## SUMMARY OF ENFORCEMENT ACTIVITY

COMPLAINTS—INTAKE	
293	RECEIVED
35	CLOSED WITHOUT REFERRAL FOR INVESTIGATION
258	REFERRED FOR INVESTIGATION
0	PENDING

CONVICTION/ARREST NOTIFICATION COMPLAINTS	
374	RECEIVED
12	CLOSED WITHOUT REFERRAL FOR INVESTIGATION
362	REFERRED FOR INVESTIGATION
0	PENDING

INVESTIGATIONS	
620	OPENED
596	CLOSED
162	PENDING

ENFORCEMENT AGING—COMPLETED INTAKE AND INVESTIGATIONS	
524	UP TO 90 DAYS
34	91 TO 180 DAYS
29	181 DAYS TO 1 YEAR
9	1 TO 2 YEARS
0	2 TO 3 YEARS
0	OVER 3 YEARS
1	AVERAGE NUMBER OF DAYS FROM RECEIPT OF COMPLAINT TO ASSIGNMENT OF INVESTIGATOR (START OF INVESTIGATION)
47	AVERAGE NUMBER OF DAYS FOR ALL INVESTIGATION OUTCOMES (FROM START OF INVESTIGATION TO REFERRAL FOR PROSECUTION OR CASE CLOSURE WITHOUT REFERRAL FOR PROSECUTION)
48	AVERAGE NUMBER OF DAYS FROM RECEIPT OF COMPLAINT TO REFERRAL FOR PROSECUTION OR CASE CLOSURE WITHOUT REFERRAL FOR PROSECUTION

CITATIONS AND FINES	
0	ISSUED WITHOUT A FINE
41	ISSUED WITH A FINE
0	WITHDRAWN/DISMISSED/REDUCED
96	AVERAGE NUMBER OF DAYS TO ISSUE A CITATION AND FINE (FROM COMPLAINT RECEIPT/INSPECTION CONDUCTED TO CITATION ISSUED)

TOTAL AMOUNT OF FINES	
\$38,950.00	ASSESSED
\$0.00	WITHDRAWN/DISMISSED/REDUCED
\$27,850.44	COLLECTED

CRIMINAL/CIVIL ACTIONS	
0	REFERRALS FOR CRIMINAL/CIVIL ACTION
0	CRIMINAL ACTIONS FILED
0	CIVIL ACTIONS FILED

OFFICE OF THE ATTORNEY GENERAL/DISCIPLINARY ACTIONS	
35	CASES OPENED/INITIATED
21	CASES CLOSED
23	CASES PENDING

FORMAL ACTIONS FILED/WITHDRAWN/DISMISSED	
0	STATEMENT OF ISSUES FILED
16	ACCUSATIONS FILED
3	RESTRAINING/RESTRICTION/SUSPENSION ORDERS GRANTED
0	STATEMENT OF ISSUES WITHDRAWN/DISMISSED
0	ACCUSATIONS WITHDRAWN/DISMISSED
312	AVERAGE NUMBER OF DAYS FROM CLOSURE OF INVESTIGATION TO IMPOSING FORMAL DISCIPLINE

ADMINISTRATIVE OUTCOMES/FINAL ORDERS	
0	LICENSE APPLICATIONS DENIED
7	REVOCATION
2	SURRENDER OF LICENSE
0	PROBATION WITH SUSPENSION
0	SUSPENSION ONLY

**ADMINISTRATIVE OUTCOMES/FINAL ORDERS**

11	PROBATION ONLY
1	PUBLIC REPRIMAND/PUBLIC REPROVAL/PUBLIC LETTER OF REPRIMAND
0	OTHER DECISIONS
<b>21</b>	<b>TOTAL</b>

**ENFORCEMENT AGING—COMPLETED ATTORNEY GENERAL CASES**

14	UP TO 1 YEAR
7	1 TO 2 YEARS
0	2 TO 3 YEARS
0	OVER 3 YEARS
486	AVERAGE NUMBER OF DAYS TO IMPOSE DISCIPLINE

**PROBATION**

7	PROBATIONS COMPLETED
49	PROBATIONERS PENDING (CLOSE OF FISCAL YEAR)

**SUBSEQUENT DISCIPLINE**

2	PROBATIONS REVOKED
1	PROBATIONER'S LICENSE SURRENDERED
0	ADDITIONAL PROBATION ONLY
0	SUSPENSION ONLY ADDED
0	OTHER CONDITIONS ADDED ONLY
0	OTHER PROBATION OUTCOME

**PETITION FOR MODIFICATION OR TERMINATION OF PROBATION**

3	GRANTED
0	DENIED

**PETITION FOR REINSTATEMENT OF REVOKED LICENSE/REGISTRATION/  
CERTIFICATION**

0	GRANTED
2	DENIED

**COST RECOVERY**

\$198,418.50	ORDERED
\$165,036.74	COLLECTED





# BUREAU OF SECURITY AND INVESTIGATIVE SERVICES

Licenses and regulates security guards, proprietary private security employers and officers, private investigators, alarm companies and employees, locksmith companies and locksmiths, private patrol operators, and repossession agencies and their employees.

The Bureau also has jurisdiction over firearm and baton training facilities and their instructors.

[www.bsis.ca.gov](http://www.bsis.ca.gov)

**Staff:** 73.4 civil servant positions, 1 exempt

**Licenses, Registrations, Certificates, and Permits:** 420,671

**Advisory Committee Membership:**  
6 public representatives, 7 industry representatives

**Bureau Leadership:**

Lynne Jensen  
Chief

[lynne.jensen@dca.ca.gov](mailto:lynne.jensen@dca.ca.gov)

Gloriela Garcia  
Deputy Chief

[gloriela.garcia@dca.ca.gov](mailto:gloriela.garcia@dca.ca.gov)

Samuel Stodolski  
Deputy Chief  
[samuel.stodolski@dca.ca.gov](mailto:samuel.stodolski@dca.ca.gov)

**Laws and Regulations:**

Business and Professions Code §§ 6980–6981;  
§§ 7500–7599.80

California Code of Regulations, Division 7, title 16,  
§§ 600–645

**Sunset Review:**

Last review: 2019 | Next review: 2024

## BUREAU HIGHLIGHTS

### RECIPROCITY

The Board does not have reciprocity.

### ACCOMPLISHMENTS

#### Updates to Licensing

The Bureau met its licensing performance measures (application processing times) 96% of the time in 2021–22.

The Bureau released the Occupational Analyses (OA) for the private investigator and private patrol operator qualified managers in May 2002 and September 2021, respectively, which were conducted by DCA's OPES. These OAs provide a description of the practice for the professions and provide the basis for developing valid and legally defensible qualified manager licensing examinations.

Pursuant to Business and Professions Code section 7520.5, the Bureau continued exploring reciprocity agreements with other states to authorize licensed private investigators from another state to continue their investigations in California if the private investigator's home state provides reciprocal authority for California's licensees.

The Bureau worked closely with the National Football League in January and February 2022 to ensure sufficient security was provided for the Super Bowl in Los Angeles.

#### Military Application Program

In 2021–22, the Bureau processed 6,973 applications identified as belonging to a current or former member of the U.S. military, which brings the total number of



applications processed since the inception of the Bureau's Veterans Come First Program in 2012 to 84,510. Through this program, the Bureau provides priority services to military applicants and their families via a dedicated email account and specifically assigned staff to assist military members during the licensing process.

## Updates to Enforcement

Bureau enforcement staff conducted 335 licensee compliance inspections, a 75% increase from the previous fiscal year, and implemented new processes to account for and investigate the increased number of incident reports generated from private security companies as a result of Assembly Bill 229 (Holden, Chapter 697, Statutes of 2021), which expanded the conditions under which an incident report is to be submitted to the Bureau.

Complaint resolution staff also negotiated \$62,604.00 in savings on behalf of consumers.

The Bureau's special investigators participated in compliance sweeps with several law enforcement agencies as well as the Department of Cannabis Control, Department of Alcoholic Beverage Control, and the California Department of Insurance.

## Communications and Outreach

Bureau Chief Lynne Jensen and Licensing Deputy Chief Gloriela Garcia were guest speakers at the Alarm Company Association conference on December 3, 2021.

The Bureau released a new BreZze feature that sends email communications to applicants/licensees when licenses are issued, are up for renewal, or have been renewed.

## NEW LEGISLATION

**AB 2043 (Jones-Sawyer, Chapter 768, Statutes of 2022)** requires a bail fugitive recovery agent to be licensed by the California Department of Insurance and be bonded and insured in case of injury to consumers, beginning July 1, 2023. Private investigators licensed by the Bureau will be required to hold a separate bail fugitive recovery agent license to engage in bail fugitive recovery activities. This bill requires all bail licensees to complete a 40-hour course covering the power of arrest, certified by the Commission on Peace Officer Standards and Training, and complete continuing education for license renewal.

**AB 2515 (Holden, Chapter 287, Statutes of 2022)** revises and recasts the requirements for obtaining a baton permit. It makes the Bureau, rather than baton training facilities, the issuing party for baton permits beginning January

1, 2024. Baton permits will now be subject to renewal, expiration, and continuing education requirements. This bill also imposes a new reporting requirement on Proprietary Private Security Employers for instances involving a physical altercation with a member of the public, expands the Bureau's enforcement authority over those licensees, and extends the deadline for the Bureau to complete the Power to Arrest and Appropriate Use of Force Manual.

## LICENSE REQUIREMENTS\*

LICENSE REQUIREMENTS	Y/N
CONTINUING EDUCATION/COMPETENCY	Y
DEGREE/PROFESSIONAL SCHOOLING	Y
EXAMINATION	Y
FINGERPRINT REQUIREMENT	Y
QUALIFYING EXPERIENCE (MAY INCLUDE EDUCATION)	Y

\* Applicable to specific license types. Refer to the laws and regulations for details.

## FEES\*

LICENSE TYPE	ACTUAL FEE	STATUTORY LIMIT
<b>LOCKSMITH COMPANY OPERATOR</b>		
INITIAL APPLICATION FEE	\$250.00	\$275.00
INITIAL LICENSE FEE	\$250.00	\$275.00
<b>TOTAL INITIAL LICENSE FEE</b>	<b>\$500.00</b>	<b>\$550.00</b>
RENEWAL FEE	\$500.00	\$550.00
<b>LOCKSMITH COMPANY BRANCH OFFICE</b>		
INITIAL APPLICATION FEE	\$250.00	\$275.00
RENEWAL FEE	\$150.00	\$165.00
<b>LOCKSMITH EMPLOYEE</b>		
INITIAL APPLICATION FEE	\$55.00	\$60.00
RENEWAL FEE	\$40.00	\$44.00
<b>PRIVATE INVESTIGATOR</b>		
INITIAL APPLICATION FEE	\$340.00	\$374.00
INITIAL LICENSE FEE	\$385.00	\$424.00
<b>TOTAL INITIAL LICENSE FEE</b>	<b>\$725.00</b>	<b>\$798.00</b>
RENEWAL FEE	\$265.00	\$292.00
<b>PRIVATE INVESTIGATOR BRANCH OFFICE</b>		
INITIAL APPLICATION FEE	\$90.00	\$99.00
RENEWAL FEE	\$65.00	\$72.00



LICENSE TYPE	ACTUAL FEE	STATUTORY LIMIT
<b>PRIVATE PATROL OPERATOR</b>		
INITIAL APPLICATION AND EXAMINATION FEE	\$550.00	\$605.00
INITIAL LICENSE FEE	\$770.00	\$847.00
<b>TOTAL INITIAL LICENSE FEE</b>	<b>\$1,320.00</b>	<b>\$1,452.00</b>
RENEWAL FEE	\$900.00	\$990.00
BRANCH OFFICE/INITIAL BRANCH FEE	\$250.00	\$275.00
BRANCH OFFICE/RENEWAL FEE	\$150.00	\$165.00
<b>SECURITY GUARD</b>		
INITIAL APPLICATION FEE	\$55.00	\$60.00
RENEWAL FEE	\$40.00	\$44.00
<b>FIREARM PERMIT</b>		
INITIAL APPLICATION	\$100.00	\$110.00
RENEWAL FEE	\$80.00	\$88.00
<b>TRAINING FACILITY FIREARM INSTRUCTOR</b>		
INITIAL APPLICATION FEE	\$350.00	\$385.00
RENEWAL FEE	\$300.00	\$330.00
<b>FIREARM TRAINING FACILITY</b>		
INITIAL APPLICATION FEE	\$800.00	\$880.00
RENEWAL FEE	\$750.00	\$825.00
<b>BATON PERMIT</b>		
INITIAL APPLICATION FEE	\$60.00	\$66.00
RENEWAL FEE	N/A	N/A
<b>TRAINING FACILITY BATON INSTRUCTOR</b>		
INITIAL APPLICATION FEE	\$350.00	\$385.00
RENEWAL FEE	\$275.00	\$303.00
<b>TRAINING FACILITY BATON</b>		
INITIAL APPLICATION FEE	\$700.00	\$770.00
RENEWAL FEE	\$550.00	\$605.00
<b>PROPRIETARY PRIVATE SECURITY OFFICER EMPLOYER</b>		
INITIAL APPLICATION FEE	\$350.00	\$385.00
RENEWAL FEE	\$350.00	\$385.00
<b>PROPRIETARY PRIVATE SECURITY OFFICER</b>		
INITIAL APPLICATION FEE	\$55.00	\$60.00
RENEWAL FEE	\$40.00	\$44.00
<b>ALARM COMPANY OPERATOR</b>		
INITIAL APPLICATION FEE	\$370.00	\$407.00
INITIAL LICENSE FEE	\$600.00	\$660.00
<b>TOTAL LICENSE FEE</b>	<b>\$970.00</b>	<b>\$1,067.00</b>
RENEWAL FEE	\$750.00	\$825.00

LICENSE TYPE	ACTUAL FEE	STATUTORY LIMIT
<b>ALARM COMPANY OPERATOR QUALIFIED MANAGER</b>		
INITIAL APPLICATION AND EXAMINATION FEE	\$350.00	\$385.00
RENEWAL FEE	\$225.00	\$248.00
<b>ALARM COMPANY BRANCH</b>		
INITIAL APPLICATION FEE	\$250.00	\$275.00
RENEWAL FEE	\$150.00	\$165.00
<b>ALARM COMPANY EMPLOYEE</b>		
INITIAL APPLICATION FEE	\$55.00	\$60.00
RENEWAL FEE	\$40.00	\$44.00
<b>REPOSSESSION AGENCY</b>		
INITIAL LICENSE FEE	\$970.00	\$1,067.00
RENEWAL FEE	\$750.00	\$825.00
<b>REPOSSESSION AGENCY QUALIFIED MANAGER</b>		
INITIAL APPLICATION AND EXAMINATION FEE	\$350.00	\$385.00
RENEWAL FEE	\$225.00	\$248.00
<b>REPOSSESSION AGENCY EMPLOYEE</b>		
INITIAL APPLICATION FEE	\$75.00	\$82.00
RENEWAL (FIRST RENEWAL AFTER 1 YEAR, THEN EVERY 2 YEARS)	\$40.00	\$44.00

\* Additional fees may be required. Refer to the laws and regulations for details.

## SUMMARY OF LICENSING ACTIVITY

<b>INITIAL LICENSES/REGISTRATIONS/CERTIFICATES/PERMITS</b>			
TYPE	APPLICATIONS RECEIVED	ISSUED	RENEWED
ALARM COMPANY BRANCH CERTIFICATE	21	13	124
ALARM COMPANY EMPLOYEE REGISTRATION	4,031	3,659	3,636
ALARM COMPANY OPERATOR LICENSE	110	46	795
ALARM COMPANY QUALIFIED MANAGER CERTIFICATE	91	34	856
BATON PERMIT*	4,476	4,436	N/A
FIREARM PERMIT	10,284	7,581	13,881
LOCKSMITH COMPANY BRANCH REGISTRATION	8	5	19
LOCKSMITH EMPLOYEE REGISTRATION	275	226	632
LOCKSMITH COMPANY OPERATOR LICENSE	262	184	906



INITIAL LICENSES/REGISTRATIONS/CERTIFICATES/PERMITS			
TYPE	APPLICATIONS RECEIVED	ISSUED	RENEWED
PRIVATE INVESTIGATOR LICENSE	326	139	3,469
PRIVATE INVESTIGATOR BRANCH CERTIFICATE	27	15	53
PRIVATE PATROL OPERATOR LICENSE	688	301	1,187
PRIVATE PATROL OPERATOR BRANCH CERTIFICATE	122	78	117
PROPRIETARY PRIVATE SECURITY OFFICER REGISTRATION	3,188	2,340	1,379
PROPRIETARY PRIVATE SECURITY OFFICER EMPLOYER REGISTRATION	241	112	198
REPOSSESSION AGENCY LICENSE	30	13	108
REPOSSESSION AGENCY EMPLOYEE LICENSE	126	103	188
REPOSSESSION AGENCY QUALIFIED MANAGER CERTIFICATE	35	4	107
SECURITY GUARD REGISTRATION	75,441	65,586	85,081
TRAINING FACILITY BATON CERTIFICATE	26	15	62
TRAINING FACILITY FIREARM CERTIFICATE	33	25	139
TRAINING FACILITY BATON INSTRUCTOR CERTIFICATE	36	14	87
TRAINING FACILITY FIREARM INSTRUCTOR CERTIFICATE	74	53	262
<b>TOTAL</b>	<b>99,951</b>	<b>84,982</b>	<b>113,286</b>

\* Baton permits are not subject to renewal.

LICENSING POPULATION BY TYPE	
TYPE	LICENSES/REGISTRATIONS/CERTIFICATES/PERMITS
ALARM COMPANY BRANCH	242
ALARM COMPANY EMPLOYEE	15,945
ALARM COMPANY OPERATOR	1,652
ALARM COMPANY QUALIFIED MANAGER	1,725
BATON PERMIT	35,434
FIREARM PERMIT	40,363
LOCKSMITH COMPANY	2,145
LOCKSMITH COMPANY BRANCH	53
LOCKSMITH EMPLOYEE	1,926
PRIVATE INVESTIGATOR	7,252

LICENSING POPULATION BY TYPE	
TYPE	LICENSES/REGISTRATIONS/CERTIFICATES/PERMITS
PRIVATE INVESTIGATOR BRANCH	153
PRIVATE PATROL OPERATOR	2,682
PRIVATE PATROL OPERATOR BRANCH	390
PROPRIETARY PRIVATE SECURITY OFFICER	6,413
PROPRIETARY PRIVATE SECURITY OFFICER EMPLOYER	612
REPOSSESSION AGENCY	225
REPOSSESSION AGENCY EMPLOYEE	454
REPOSSESSION AGENCY QUALIFIED MANAGER	240
SECURITY GUARD	301,440
TRAINING FACILITY BATON	168
TRAINING FACILITY FIREARM	342
TRAINING FACILITY BATON INSTRUCTOR	198
TRAINING FACILITY FIREARM INSTRUCTOR	617
<b>TOTAL</b>	<b>420,671</b>

RENEWAL AND CONTINUING EDUCATION (CE)		
TYPE	FREQUENCY OF RENEWAL	NUMBER OF CE HOURS REQUIRED EACH CYCLE
ALARM COMPANY BRANCH***	EVERY 2 YEARS	N/A
ALARM COMPANY EMPLOYEE***	EVERY 2 YEARS	N/A
ALARM COMPANY OPERATOR***	EVERY 2 YEARS	N/A
ALARM COMPANY QUALIFIED MANAGER***	EVERY 2 YEARS	N/A
FIREARM PERMIT*	EVERY 2 YEARS	8
LOCKSMITH COMPANY***	EVERY 2 YEARS	N/A
LOCKSMITH COMPANY BRANCH***	EVERY 2 YEARS	N/A
LOCKSMITH EMPLOYEE***	EVERY 2 YEARS	N/A
PRIVATE INVESTIGATOR***	EVERY 2 YEARS	N/A
PRIVATE INVESTIGATOR BRANCH***	EVERY 2 YEARS	N/A
PRIVATE PATROL OPERATOR***	EVERY 2 YEARS	N/A
PRIVATE PATROL OPERATOR BRANCH***	EVERY 2 YEARS	N/A
PROPRIETARY PRIVATE SECURITY OFFICER	EVERY 2 YEARS	4
PROPRIETARY PRIVATE SECURITY OFFICER EMPLOYER***	EVERY 2 YEARS	N/A
REPOSSESSION AGENCY**	EVERY 2 YEARS	N/A***
REPOSSESSION AGENCY EMPLOYEE**	EVERY 2 YEARS	N/A***



RENEWAL AND CONTINUING EDUCATION (CE)		
TYPE	FREQUENCY OF RENEWAL	NUMBER OF CE HOURS REQUIRED EACH CYCLE
REPOSSESSION AGENCY QUALIFIED MANAGER**	EVERY 2 YEARS	N/A***
SECURITY GUARD	EVERY 2 YEARS	16
TRAINING FACILITY BATON***	EVERY 2 YEARS	N/A
TRAINING FACILITY FIREARM***	EVERY 2 YEARS	N/A
TRAINING FACILITY BATON INSTRUCTOR***	EVERY 2 YEARS	N/A
TRAINING FACILITY FIREARM INSTRUCTOR***	EVERY 2 YEARS	N/A

\* Includes four range qualifications and eight hours of continuing education.

\*\* Initial renewal frequency is one year; thereafter, renewal is every two years.

\*\*\* There are no continuing education requirements for this license type.

EXAMINATION RESULTS			
EXAMINATION TITLE	% PASS	% FAIL	TOTAL NUMBER OF CANDIDATES
ALARM COMPANY OPERATOR QUALIFIED MANAGER EXAMINATION	38	62	84
FIREARMS PERMIT ASSESSMENT EXAMINATION	92	8	9,863
PRIVATE INVESTIGATOR EXAMINATION	62	38	212
PRIVATE PATROL OPERATOR EXAMINATION	42	58	512
REPOSSESSION AGENCY QUALIFIED MANAGER EXAMINATION	67	33	6

## SUMMARY OF ENFORCEMENT ACTIVITY

COMPLAINTS—INTAKE	
3,772	RECEIVED
431	CLOSED WITHOUT REFERRAL FOR INVESTIGATION
3,342	REFERRED FOR INVESTIGATION
28	PENDING

CONVICTION/ARREST NOTIFICATION COMPLAINTS	
24,335	RECEIVED
19,639	CLOSED WITHOUT REFERRAL FOR INVESTIGATION
4,696	REFERRED FOR INVESTIGATION
57	PENDING

INSPECTIONS	
335	CONDUCTED
12	CITATIONS ISSUED

INVESTIGATIONS	
8,038	OPENED
7,487	CLOSED
3,248	PENDING

ENFORCEMENT AGING—COMPLETED INTAKE AND INVESTIGATIONS	
5,614	UP TO 90 DAYS
881	91 TO 180 DAYS
648	181 DAYS TO 1 YEAR
301	1 TO 2 YEARS
29	2 TO 3 YEARS
14	OVER 3 YEARS
3	AVERAGE NUMBER OF DAYS FROM RECEIPT OF COMPLAINT TO ASSIGNMENT OF INVESTIGATOR (START OF INVESTIGATION)
84	AVERAGE NUMBER OF DAYS FOR ALL INVESTIGATION OUTCOMES (FROM START OF INVESTIGATION TO REFERRAL FOR PROSECUTION OR CASE CLOSURE WITHOUT REFERRAL FOR PROSECUTION)
87	AVERAGE NUMBER OF DAYS FROM RECEIPT OF COMPLAINT TO REFERRAL FOR PROSECUTION OR CASE CLOSURE WITHOUT REFERRAL FOR PROSECUTION

CITATIONS AND FINES	
0	ISSUED WITHOUT A FINE
90	ISSUED WITH A FINE
1	WITHDRAWN/DISMISSED/REDUCED
208	AVERAGE NUMBER OF DAYS TO ISSUE A CITATION AND FINE (FROM COMPLAINT RECEIPT/INSPECTION CONDUCTED TO CITATION ISSUED)

TOTAL AMOUNT OF FINES	
\$244,500.00	ASSESSED
\$1,000.00	WITHDRAWN/DISMISSED/REDUCED
\$79,300.00	COLLECTED

CRIMINAL/CIVIL ACTIONS	
0	REFERRALS FOR CRIMINAL/CIVIL ACTION
0	CRIMINAL ACTIONS FILED
0	CIVIL ACTIONS FILED

OFFICE OF THE ATTORNEY GENERAL/DISCIPLINARY ACTIONS	
253	CASES OPENED/INITIATED
406	CASES CLOSED
170	CASES PENDING



ENFORCEMENT AGING—COMPLETED ATTORNEY GENERAL CASES	
236	UP TO 1 YEAR
147	1 TO 2 YEARS
18	2 TO 3 YEARS
5	OVER 3 YEARS
378	AVERAGE NUMBER OF DAYS TO IMPOSE DISCIPLINE

FORMAL ACTIONS FILED/WITHDRAWN/DISMISSED	
183	STATEMENT OF ISSUES FILED
63	ACCUSATIONS FILED
7	RESTRAINING/RESTRICTION/SUSPENSION ORDERS GRANTED
143	STATEMENT OF ISSUES WITHDRAWN/DISMISSED
1	ACCUSATIONS WITHDRAWN/DISMISSED
345	AVERAGE NUMBER OF DAYS FROM CLOSURE OF INVESTIGATION TO IMPOSING FORMAL DISCIPLINE

ADMINISTRATIVE OUTCOMES/FINAL ORDERS	
3,587	LICENSE APPLICATIONS DENIED
102	REVOCATION
0	SURRENDER OF LICENSE
0	PROBATION WITH SUSPENSION
812	SUSPENSION ONLY
6	PROBATION ONLY
0	PUBLIC REPRIMAND/PUBLIC REPROVAL/PUBLIC LETTER OF REPRIMAND
0	OTHER DECISIONS
<b>4,507</b>	<b>TOTAL</b>

PROBATION	
20	PROBATIONS COMPLETED
29	PROBATIONERS PENDING (CLOSE OF FISCAL YEAR)

SUBSEQUENT DISCIPLINE	
0	PROBATIONS REVOKED
0	PROBATIONER'S LICENSE SURRENDERED
0	ADDITIONAL PROBATION ONLY
0	SUSPENSION ONLY ADDED
0	OTHER CONDITIONS ADDED ONLY
0	OTHER PROBATION OUTCOME

PETITION FOR MODIFICATION OR TERMINATION OF PROBATION	
0	GRANTED
0	DENIED

PETITION FOR REINSTATEMENT OF REVOKED LICENSE/REGISTRATION/CERTIFICATION	
0	GRANTED
0	DENIED

COST RECOVERY	
\$5,853.81	ORDERED
\$5,869.02	COLLECTED

RESTITUTION TO CONSUMERS/REFUNDS/SAVINGS	
\$0.00	RESTITUTION ORDERED
\$10,118.00	AMOUNT REFUNDED
\$2,704.00	REWORK AT NO CHARGE
\$49,583.00	ADJUSTMENTS/RETURNS/EXCHANGES
<b>\$62,405.00</b>	<b>TOTAL SAVINGS ACHIEVED FOR CONSUMERS</b>





# SPEECH-LANGUAGE PATHOLOGY AND AUDIOLOGY AND HEARING AID DISPENSERS BOARD

Licenses and regulates speech-language pathology assistants, audiologists, and hearing aid dispensers.

[www.speechandhearing.ca.gov](http://www.speechandhearing.ca.gov)

**Staff:** 11.6 civil servant positions, 1 exempt

**Licenses, Registrations, Certificates, and Permits:** 38,150

**Board Membership:** 3 public representatives, 6 licensees

## Board Leadership:

Paul Sanchez	Cherise Burns
<i>Executive Officer</i>	<i>Assistant Executive Officer</i>
<a href="mailto:paul.sanchez@dca.ca.gov">paul.sanchez@dca.ca.gov</a>	<a href="mailto:cherise.burns@dca.ca.gov">cherise.burns@dca.ca.gov</a>

## Laws and Regulations:

Business and Professions Code §§ 2530–2539.14

California Code of Regulations, Division 13.3, title 16, §§ 1399.100–1399.144

California Code of Regulations, Division 13.4, title 16, §§ 1399.150–1399.199.14

## Sunset Review:

Last review: 2022 | Next review: 2026

## BOARD HIGHLIGHTS

### RECIPROCITY

The Board does not have reciprocity.

### ACCOMPLISHMENTS

#### Consumer Protection

In August 2021, Attorney General Rob Bonta issued a consumer alert on hearing aids sold online or over the counter. This was a collaborative effort between the Attorney General's Office and the Board. The alert warns Californians to exercise caution when purchasing direct-to-consumer hearing products, such as hearing aids, over the counter or online. The alert also emphasizes the importance of the public educating themselves about their options and considering whether a hearing aid sold online or over the counter, rather than prescribed by a licensed hearing professional, will address their needs.

#### Sunset Review

In 2021–22, the Board underwent sunset review by the Senate and Assembly Business and Professions Committees, which included a thorough examination of Board operations and its oversight of speech-language pathology, audiology and hearing aid dispensing professionals. As part of this review, the Board delivered a sunset review report detailing information and data pertaining to its leadership, licensing and examinations, enforcement, and legislative and regulatory work over the past four years. In March 2022, the Board provided testimony before the committees, where the Board received supportive comments and accolades from various legislators. As part of its sunset review, the



Board is being reauthorized to continue regulating the professions of speech-language pathology, audiology and hearing aid dispensing, and received various additions and amendments to its Practice Act.

## Technological Advancements

In January 2021, the Board was awarded approximately \$400,000.00 from the California Department of Technology's Technology Modernization Fund (TMF) for the creation of an online system with application, processing, and payment functionality for the Board and its applicants, licensees, and consumers. The TMF provides an opportunity to California state departments to submit business challenges that require an information technology solution to modernize government and improve digital services.

The Board expects that the new online application system will improve the application process and provide applicants with a streamlined application submission and payment method, along with faster processing times. It also will streamline the Board's process for deficiency notification, and provides frequent updates on the progress of an application throughout the application process. The Board also anticipates that there will be many process improvements for staff that will result in less time waiting for and processing paper documents and the ability to easily communicate with applicants with frequency and efficiency.

During spring 2022, the Board, in coordination with DCA's OIS, secured external vendor contracts for web services and SimpliGov solution development. In May 2022, the Board, DCA OIS, and external vendors began the development process for the Board's online system with application, processing, and payment functionality. The Board expects to launch the first two online application types in September 2022.

## LEGISLATION

### AB 2686 (Berman, Chapter 415, Statutes of 2022)

extends the Board's sunset date until January 1, 2027, and addresses a number of issues raised by the Board during the sunset review process including requiring licensees to provide the Board with their email address, expanding the reasons for which the Board is authorized to take disciplinary action, and requiring aide registrations to be renewed every two years. This bill also changes the licensing requirements for audiologists by clarifying that the required clinical practice must be under the direction

of an audiology doctoral program and removing the requirement that the required professional experience must follow the completion of the didactic and clinical rotation requirements. This bill also revises the process for licensees seeking to petition the Board for reinstatement or modification of penalty. Additionally, the bill removes the statutory requirement and membership for the Hearing Aid Dispensing Committee.

### SB 1453 (Ochoa Bogh, Chapter 450, Statutes of 2022)

clarifies the requirements necessary for a licensed speech-language pathologist to perform a flexible fiber optic transnasal endoscopic procedure and allows for that procedure to be performed in certain medical settings based on the patient's needs, as specified. This bill also requires a licensed speech-language pathologist conducting the procedure on a patient who has contraindications, as specified, to consult with a physician and obtain and document clearance that they can safely perform the procedure.

## LICENSE REQUIREMENTS\*

LICENSE REQUIREMENTS	Y/N
CONTINUING EDUCATION/COMPETENCY	Y*
DEGREE/PROFESSIONAL SCHOOLING	Y*
EXAMINATION	Y*
FINGERPRINT REQUIREMENT	Y*
QUALIFYING EXPERIENCE (MAY INCLUDE EDUCATION)	Y*

\* Applicable to specific license types. Refer to the laws and regulations for details.

## FEES\*

LICENSE TYPE	ACTUAL FEE	STATUTORY LIMIT
AIDE (AUDIOLOGY OR SPEECH-LANGUAGE PATHOLOGY)	\$30.00	\$30.00
AUDIOLOGIST		
INITIAL APPLICATION AND LICENSE	\$150.00	\$150.00
RENEWAL	\$110.00	\$150.00
REQUIRED PROFESSIONAL EXPERIENCE TEMPORARY LICENSE		
EXTENSION APPLICATION	\$35.00	\$35.00
INITIAL APPLICATION AND TEMPORARY LICENSE	\$35.00	\$35.00
SPEECH-LANGUAGE PATHOLOGIST		
INITIAL APPLICATION AND LICENSE	\$150.00	\$150.00



LICENSE TYPE	ACTUAL FEE	STATUTORY LIMIT
RENEWAL	\$50.00	\$150.00
<b>SPEECH-LANGUAGE PATHOLOGY ASSISTANT</b>		
INITIAL APPLICATION AND REGISTRATION	\$100.00	\$100.00
RENEWAL	\$75.00	\$150.00
<b>BRANCH LICENSE</b>		
INITIAL APPLICATION	\$25.00	\$25.00
RENEWAL	\$25.00	\$25.00
<b>DISPENSING AUDIOLOGIST</b>		
INITIAL APPLICATION AND LICENSE	\$280.00	\$280.00
RENEWAL	\$280.00	\$280.00
<b>HEARING AID DISPENSER</b>		
INITIAL APPLICATION	\$75.00	\$75.00
RENEWAL	\$280.00	\$280.00
TEMPORARY LICENSE (INITIAL APPLICATION)	\$175.00	\$175.00
WRITTEN EXAMINATION FEE	\$225.00	ACTUAL COST
PRACTICAL EXAMINATION FEE	\$500.00	ACTUAL COST
<b>HEARING AID DISPENSER TRAINEE</b>		
INITIAL APPLICATION	\$175.00	\$175.00
RENEWAL—MAY BE RENEWED TWICE	\$100.00	\$100.00
<b>CONTINUING EDUCATION COURSE</b>		
APPROVAL	\$50.00	\$50.00
<b>CONTINUING PROFESSIONAL DEVELOPMENT</b>		
PROVIDER	\$200.00	\$200.00
RENEWAL FEE	\$200.00	\$200.00

\* Additional fees may be required. Refer to the laws and regulations for details.

## SUMMARY OF LICENSING ACTIVITY

<b>INITIAL LICENSES/REGISTRATIONS/CERTIFICATES/PERMITS*</b>			
TYPE	APPLICATIONS RECEIVED	ISSUED	RENEWED
AIDE REGISTRATION	53	44	N/A
AUDIOLOGIST LICENSE	97	79	270
AUDIOLOGIST TEMPORARY—LICENSED IN ANOTHER STATE	5	4	N/A
BRANCH LICENSE	228	263	533
DISPENSING AUDIOLOGIST LICENSE	53	28	1,131
HEARING AID DISPENSER LICENSE	95	108	1,067
HEARING AID DISPENSER TEMPORARY—LICENSED IN ANOTHER STATE	26	22	N/A

<b>INITIAL LICENSES/REGISTRATIONS/CERTIFICATES/PERMITS*</b>			
TYPE	APPLICATIONS RECEIVED	ISSUED	RENEWED
HEARING AID DISPENSER TRAINEE TEMPORARY LICENSE	122	124	159
PROFESSIONAL DEVELOPMENT PROVIDER LICENSE	19	14	54
REQUIRED PROFESSIONAL EXPERIENCE TEMPORARY LICENSE	1,278	1,177	N/A
SPEECH-LANGUAGE PATHOLOGIST LICENSE	1,765	1,782	8,680
SPEECH-LANGUAGE PATHOLOGY ASSISTANT REGISTRATION	671	649	1,746
SPEECH-LANGUAGE PATHOLOGIST TEMPORARY—LICENSED IN ANOTHER STATE	1	1	N/A
<b>TOTAL</b>	<b>4,677</b>	<b>4,550</b>	<b>13,640</b>

\* Licensing data includes license statuses that can still be renewed, which include active, inactive, and expired.

<b>LICENSING POPULATION BY TYPE</b>	
TYPE	LICENSES/REGISTRATIONS/CERTIFICATES/PERMITS
AIDE	291
AUDIOLOGIST	856
AUDIOLOGIST TEMPORARY—LICENSED IN ANOTHER STATE	8
BRANCH	1,426
DISPENSING AUDIOLOGIST	1,416
HEARING AID DISPENSER	1,435
HEARING AID DISPENSER TEMPORARY—LICENSED IN ANOTHER STATE	63
HEARING AID DISPENSER TRAINEE TEMPORARY	250
PROFESSIONAL DEVELOPMENT PROVIDER	152
REQUIRED PROFESSIONAL EXPERIENCE TEMPORARY	1,606
SPEECH-LANGUAGE PATHOLOGIST	24,757
SPEECH-LANGUAGE PATHOLOGY ASSISTANT	5,889
SPEECH-LANGUAGE PATHOLOGIST TEMPORARY—LICENSED IN ANOTHER STATE	1
<b>TOTAL</b>	<b>38,150</b>



RENEWAL AND CONTINUING EDUCATION (CE)		
TYPE	FREQUENCY OF RENEWAL	NUMBER OF CE HOURS REQUIRED EACH CYCLE
AUDIOLOGIST	EVERY 2 YEARS	24
BRANCH*	EVERY YEAR	N/A
DISPENSING AUDIOLOGIST	EVERY YEAR	12
HEARING AID DISPENSER	EVERY YEAR	12
HEARING AID DISPENSER TRAINEE TEMPORARY*	MAX. TWICE, 6 MONTHS EACH	N/A
PROFESSIONAL DEVELOPMENT PROVIDER*	EVERY 2 YEARS	N/A
SPEECH-LANGUAGE PATHOLOGIST	EVERY 2 YEARS	24
SPEECH-LANGUAGE PATHOLOGY ASSISTANT	EVERY 2 YEARS	12

\* There are no continuing education requirements for this license type.

EXAMINATION RESULTS			
EXAMINATION TITLE	% PASS	% FAIL	TOTAL NUMBER OF CANDIDATES
HEARING AID DISPENSERS PRACTICAL EXAMINATION	61	39	165
HEARING AID DISPENSERS WRITTEN EXAMINATION	61	39	240

## SUMMARY OF ENFORCEMENT ACTIVITY

EXAMINATION APPLICATIONS	
TYPE	APPLICATIONS RECEIVED
HEARING AID DISPENSER INITIAL AND WRITTEN EXAM APPLICATION	264

COMPLAINTS—INTAKE	
79	RECEIVED
0	CLOSED WITHOUT REFERRAL FOR INVESTIGATION
85	REFERRED FOR INVESTIGATION
0	PENDING

CONVICTION/ARREST NOTIFICATION COMPLAINTS	
48	RECEIVED
0	CLOSED WITHOUT REFERRAL FOR INVESTIGATION
48	REFERRED FOR INVESTIGATION
0	PENDING

INVESTIGATIONS	
133	OPENED
184	CLOSED
134	PENDING

ENFORCEMENT AGING—COMPLETED INTAKE AND INVESTIGATIONS	
50	UP TO 90 DAYS
11	91 TO 180 DAYS
16	181 DAYS TO 1 YEAR
37	1 TO 2 YEARS
33	2 TO 3 YEARS
37	OVER 3 YEARS
4	AVERAGE NUMBER OF DAYS FROM RECEIPT OF COMPLAINT TO ASSIGNMENT OF INVESTIGATOR (START OF INVESTIGATION)
596	AVERAGE NUMBER OF DAYS FOR ALL INVESTIGATION OUTCOMES (FROM START OF INVESTIGATION TO REFERRAL FOR PROSECUTION OR CASE CLOSURE WITHOUT REFERRAL FOR PROSECUTION)
598	AVERAGE NUMBER OF DAYS FROM RECEIPT OF COMPLAINT TO REFERRAL FOR PROSECUTION OR CASE CLOSURE WITHOUT REFERRAL FOR PROSECUTION

CITATIONS AND FINES	
1	ISSUED WITHOUT A FINE
5	ISSUED WITH A FINE
1	WITHDRAWN/DISMISSED/REDUCED
552	AVERAGE NUMBER OF DAYS TO ISSUE A CITATION AND FINE (FROM COMPLAINT RECEIPT/INSPECTION CONDUCTED TO CITATION ISSUED)

TOTAL AMOUNT OF FINES	
\$8,600.00	ASSESSED
\$1,200.00	WITHDRAWN/DISMISSED/REDUCED
\$4,500.00	COLLECTED

CRIMINAL/CIVIL ACTIONS	
0	REFERRALS FOR CRIMINAL/CIVIL ACTION
0	CRIMINAL ACTIONS FILED
0	CIVIL ACTIONS FILED



OFFICE OF THE ATTORNEY GENERAL/DISCIPLINARY ACTIONS	
3	CASES OPENED/INITIATED
10	CASES CLOSED
10	CASES PENDING

FORMAL ACTIONS FILED/WITHDRAWN/DISMISSED	
0	STATEMENT OF ISSUES FILED
5	ACCUSATIONS FILED
0	RESTRAINING/RESTRICTION/SUSPENSION ORDERS GRANTED
0	STATEMENT OF ISSUES WITHDRAWN/DISMISSED
1	ACCUSATIONS WITHDRAWN/DISMISSED
450	AVERAGE NUMBER OF DAYS FROM CLOSURE OF INVESTIGATION TO IMPOSING FORMAL DISCIPLINE

ADMINISTRATIVE OUTCOMES/FINAL ORDERS	
1	LICENSE APPLICATIONS DENIED
4	REVOCATION
2	SURRENDER OF LICENSE
2	PROBATION WITH SUSPENSION
0	SUSPENSION ONLY
2	PROBATION ONLY
0	PUBLIC REPRIMAND/PUBLIC REPROVAL/PUBLIC LETTER OF REPRIMAND
3	OTHER DECISIONS
14	TOTAL

ENFORCEMENT AGING—COMPLETED ATTORNEY GENERAL CASES	
0	UP TO 1 YEAR
1	1 TO 2 YEARS
4	2 TO 3 YEARS
5	OVER 3 YEARS
213	AVERAGE NUMBER OF DAYS TO IMPOSE DISCIPLINE

PROBATION	
2	PROBATIONS COMPLETED
19	PROBATIONERS PENDING (CLOSE OF FISCAL YEAR)

SUBSEQUENT DISCIPLINE	
0	PROBATIONS REVOKED
0	PROBATIONER'S LICENSE SURRENDERED
0	ADDITIONAL PROBATION ONLY
0	SUSPENSION ONLY ADDED
0	OTHER CONDITIONS ADDED ONLY
1	OTHER PROBATION OUTCOME

PETITION FOR MODIFICATION OR TERMINATION OF PROBATION	
1	GRANTED
0	DENIED

PETITION FOR REINSTATEMENT OF REVOKED LICENSE/REGISTRATION/CERTIFICATION	
0	GRANTED
0	DENIED

COST RECOVERY	
\$45,581.25	ORDERED
\$33,050.75	COLLECTED

RESTITUTION TO CONSUMERS/REFUNDS/SAVINGS	
\$0.00	RESTITUTION ORDERED
\$695.00	AMOUNT REFUNDED
\$0.00	REWORK AT NO CHARGE
\$0.00	ADJUSTMENTS/RETURNS/EXCHANGES
\$695.00	TOTAL SAVINGS ACHIEVED FOR CONSUMERS



# STRUCTURAL PEST CONTROL BOARD

Licenses and regulates fumigators, pest control companies, pest management professionals, and structural pesticide applicators.

[www.pestboard.ca.gov](http://www.pestboard.ca.gov)

**Staff:** 30.5 civil servant positions, 1 exempt

**Licenses, Registrations, Certificates, and Permits:** 28,918

**Board Membership:** 4 public representatives, 3 licensees

**Board Leadership:**

Sophia Cornejo	Vacant
<i>Executive Officer</i>	<i>Assistant Executive Officer</i>
<a href="mailto:sophia.cornejo@dca.ca.gov">sophia.cornejo@dca.ca.gov</a>	

**Laws and Regulations:**

Business and Professions Code §§ 8500–8697.4  
California Code of Regulations, Division 19, title 16, §§ 1900–1999.5

**Sunset Review:**

Last review: 2018 | Next review: 2023

## BOARD HIGHLIGHTS

### RECIPROCITY

The Board does not have reciprocity.

### ACCOMPLISHMENTS

The Board elected Kyle Finley as president and reelected Derek Devermont as vice president at its October 2021 meeting. Additionally, Executive Officer Susan Saylor retired from state service effective April 2022. The Board hired Sophia Cornejo as executive officer. She previously served as assistant executive officer of the California State Athletic Commission.

### Consumer Protection

The Board continued its financial support of the following research projects it selected for funding at its July 2018 meeting: Improving Urban Pest Ants Management by Low Impact IPM Strategies; Development and Evaluation of Baiting Strategies for Control of Pest Yellowjackets in California; Investigation of Rodenticide Pathways in an Urban System Through the Use of Isotopically Labelled Bait; Diet and Colony Structure of Two Emerging Invasive Pest Ants; and Evaluation of Bait Station System Efficacy for Reduced Risk Subterranean Termite Management in California. These projects will improve understanding of invasive pest populations and benefit both consumers and licensed pest-control professionals.

Additionally, the Board began the rule-making process to clarify consumer notice requirements related to the application of pesticides to, within, and around commercial, residential, and industrial structures. These





clarifications will benefit both consumers and pest-control professionals by helping to ensure clear communication between consumers and companies whenever pesticide applications occur.

## NEW LEGISLATION

**AB 2452 (Chen, Chapter 235, Statutes of 2022)** extends the sunset date for the Structural Fumigation Program under the Department of Pesticide Regulation until January 1, 2024. It also removes San Diego County from the program.

**SB 1064 (Newman, Chapter 190, Statutes of 2022)** prohibits the Board from issuing, reinstating, or continuing to maintain a structural pest control operator company registration unless the applicant or existing company has filed a certificate of workers' compensation insurance as evidence of current and valid insurance coverage. This bill requires the insurer to report the company name, registration number, policy number, dates that coverage is scheduled to commence and lapse, and cancellation date, to the Board.

## LICENSE REQUIREMENTS\*

LICENSE REQUIREMENTS	Y/N
CONTINUING EDUCATION/COMPETENCY	Y
DEGREE/PROFESSIONAL SCHOOLING	Y
EXAMINATION	Y
FINGERPRINT REQUIREMENT	Y
QUALIFYING EXPERIENCE (MAY INCLUDE EDUCATION)	Y

\* Applicable to specific license types. Refer to the laws and regulations for details.

## FEES\*

LICENSE TYPE	ACTUAL FEE	STATUTORY LIMIT
<b>APPLICATOR</b>		
EXAMINATION	\$55.00	\$60.00
LICENSE	\$10.00	\$50.00
RENEWAL	\$10.00	\$50.00
<b>FIELD REPRESENTATIVE</b>		
EXAMINATION	\$50.00	\$75.00
LICENSE	\$30.00	\$45.00
RENEWAL	\$30.00	\$45.00
<b>OPERATOR</b>		
EXAMINATION	\$65.00	\$100.00
LICENSE	\$120.00	\$150.00

LICENSE TYPE	ACTUAL FEE	STATUTORY LIMIT
RENEWAL	\$120.00	\$150.00
<b>BRANCH OFFICE</b>		
REGISTRATION	\$60.00	\$60.00
<b>PRINCIPAL</b>		
REGISTRATION	\$120.00	\$120.00

\* Additional fees may be required. Refer to the laws and regulations for details.

## SUMMARY OF LICENSING ACTIVITY

<b>INITIAL LICENSES/REGISTRATIONS/CERTIFICATES/PERMITS*</b>			
TYPE	APPLICATIONS RECEIVED	ISSUED	RENEWED
APPLICATOR LICENSE	1,715	1,693	949
BRANCH OFFICE REGISTRATION*	45	39	N/A
FIELD REPRESENTATIVE LICENSE	1,946	1,963	3,280
OPERATOR LICENSE	211	199	1,174
PRINCIPAL REGISTRATION*	279	275	N/A
<b>TOTAL</b>	<b>4,196</b>	<b>4,169</b>	<b>5,403</b>

\* Current regulations do not require the renewal of a branch office registration and a principal registration, therefore, company registrations in good standing remain in effect until cancellation is requested by the owner or disciplinary proceedings require revocation of the company's registration with the Board.

<b>LICENSING POPULATION BY TYPE</b>	
TYPE	LICENSES/REGISTRATIONS/CERTIFICATIONS/PERMITS
APPLICATOR	6,639
BRANCH OFFICE	482
FIELD REPRESENTATIVE	14,109
OPERATOR	4,065
PRINCIPAL	3,174
<b>TOTAL</b>	<b>28,469</b>

<b>RENEWAL AND CONTINUING EDUCATION (CE)</b>		
TYPE	FREQUENCY OF RENEWAL	NUMBER OF CE HOURS REQUIRED EACH CYCLE
APPLICATOR	EVERY 3 YEARS	12
FIELD REPRESENTATIVE (1 BRANCH)*	EVERY 3 YEARS	16
FIELD REPRESENTATIVE (2 BRANCHES)*	EVERY 3 YEARS	20

**RENEWAL AND CONTINUING EDUCATION (CE)**

FIELD REPRESENTATIVE (3 BRANCHES)*	EVERY 3 YEARS	24
OPERATOR (1 BRANCH)	EVERY 3 YEARS	16
OPERATOR (2 BRANCHES)	EVERY 3 YEARS	20
OPERATOR (3 BRANCHES)	EVERY 3 YEARS	24

\* Branch(es) refers to the number of branch(es) held in the license type, versus the specific branch number(s) the operator and/or field representative is licensed in and the work able to perform.

**EXAMINATION RESULTS**

EXAMINATION TITLE	% PASS	% FAIL	TOTAL NUMBER OF CANDIDATES
APPLICATOR EXAMINATION	66	34	2,806
FIELD REPRESENTATIVE BRANCH 1 EXAMINATION	67	33	64
FIELD REPRESENTATIVE BRANCH 2 EXAMINATION	59	41	3,293
FIELD REPRESENTATIVE BRANCH 3 EXAMINATION	45	55	1,193
OPERATOR BRANCH 1 EXAMINATION	37	63	35
OPERATOR BRANCH 2 EXAMINATION	44	56	376
OPERATOR BRANCH 3 EXAMINATION	60	40	175

**SUMMARY OF ENFORCEMENT ACTIVITY****COMPLAINTS—INTAKE**

327	RECEIVED
0	CLOSED WITHOUT REFERRAL FOR INVESTIGATION
328	REFERRED FOR INVESTIGATION
1	PENDING

**CONVICTION/ARREST NOTIFICATION COMPLAINTS**

672	RECEIVED
576	CLOSED WITHOUT REFERRAL FOR INVESTIGATION
7	REFERRED FOR INVESTIGATION
114	PENDING

**INSPECTIONS**

89	CONDUCTED
17	CITATIONS ISSUED

**INVESTIGATIONS**

335	OPENED
-----	--------

**INVESTIGATIONS**

314	CLOSED
119	PENDING

**ENFORCEMENT AGING—COMPLETED INTAKE AND INVESTIGATIONS**

213	UP TO 90 DAYS
50	91 TO 180 DAYS
23	181 DAYS TO 1 YEAR
16	1 TO 2 YEARS
12	2 TO 3 YEARS
0	OVER 3 YEARS
4	AVERAGE NUMBER OF DAYS FROM RECEIPT OF COMPLAINT TO ASSIGNMENT OF INVESTIGATOR (START OF INVESTIGATION)
118	AVERAGE NUMBER OF DAYS FOR ALL INVESTIGATION OUTCOMES (FROM START OF INVESTIGATION TO REFERRAL FOR PROSECUTION OR CASE CLOSURE WITHOUT REFERRAL FOR PROSECUTION)
122	AVERAGE NUMBER OF DAYS FROM RECEIPT OF COMPLAINT TO REFERRAL FOR PROSECUTION OR CASE CLOSURE WITHOUT REFERRAL FOR PROSECUTION

**CITATIONS AND FINES**

0	ISSUED WITHOUT A FINE
188	ISSUED WITH A FINE
8	WITHDRAWN/DISMISSED/REDUCED
68	AVERAGE NUMBER OF DAYS TO ISSUE A CITATION AND FINE (FROM COMPLAINT RECEIPT/INSPECTION CONDUCTED TO CITATION ISSUED)

**TOTAL AMOUNT OF FINES**

\$161,205.00	ASSESSED
\$13,400.00	WITHDRAWN/DISMISSED/REDUCED
\$97,906.00	COLLECTED

**CRIMINAL/CIVIL ACTIONS**

1	REFERRALS FOR CRIMINAL/CIVIL ACTION
0	CRIMINAL ACTIONS FILED
0	CIVIL ACTIONS FILED

**OFFICE OF THE ATTORNEY GENERAL/DISCIPLINARY ACTIONS**

29	CASES OPENED/INITIATED
35	CASES CLOSED
13	CASES PENDING



FORMAL ACTIONS FILED/WITHDRAWN/DISMISSED	
4	STATEMENT OF ISSUES FILED
18	ACCUSATIONS FILED
0	RESTRAINING/RESTRICTION/SUSPENSION ORDERS GRANTED
1	STATEMENT OF ISSUES WITHDRAWN/DISMISSED
0	ACCUSATIONS WITHDRAWN/DISMISSED
339	AVERAGE NUMBER OF DAYS FROM CLOSURE OF INVESTIGATION TO IMPOSING FORMAL DISCIPLINE

ADMINISTRATIVE OUTCOMES/FINAL ORDERS	
4	LICENSE APPLICATIONS DENIED
18	REVOCATION
3	SURRENDER OF LICENSE
0	PROBATION WITH SUSPENSION
0	SUSPENSION ONLY
11	PROBATION ONLY
0	PUBLIC REPRIMAND/PUBLIC REPROVAL/PUBLIC LETTER OF REPRIMAND
0	OTHER DECISIONS
36	TOTAL

ENFORCEMENT AGING—COMPLETED ATTORNEY GENERAL CASES	
22	UP TO 1 YEAR
13	1 TO 2 YEARS
0	2 TO 3 YEARS
0	OVER 3 YEARS
432	AVERAGE NUMBER OF DAYS TO IMPOSE DISCIPLINE

PROBATION	
31	PROBATIONS COMPLETED
125	PROBATIONERS PENDING (CLOSE OF FISCAL YEAR)

SUBSEQUENT DISCIPLINE	
8	PROBATIONS REVOKED
1	PROBATIONER'S LICENSE SURRENDERED
0	ADDITIONAL PROBATION ONLY
0	SUSPENSION ONLY ADDED
0	OTHER CONDITIONS ADDED ONLY
0	OTHER PROBATION OUTCOME

PETITION FOR MODIFICATION OR TERMINATION OF PROBATION	
1	GRANTED
0	DENIED

PETITION FOR REINSTATEMENT OF REVOKED LICENSE/REGISTRATION/CERTIFICATION	
2	GRANTED
1	DENIED

COST RECOVERY	
\$35,199.11	ORDERED
\$43,265.15	COLLECTED

RESTITUTION TO CONSUMERS/REFUNDS/SAVINGS	
\$0.00	RESTITUTION ORDERED
\$65,679.62	AMOUNT REFUNDED
\$272,271.00	REWORK AT NO CHARGE
\$0.00	ADJUSTMENTS/RETURNS/EXCHANGES
\$337,950.62	TOTAL SAVINGS ACHIEVED FOR CONSUMERS



# VETERINARY MEDICAL BOARD

## BOARD HIGHLIGHTS

Licenses and regulates veterinarians, registered veterinary technicians, and veterinary premises.

[www.vmb.ca.gov](http://www.vmb.ca.gov)

**Staff:** 36.2 civil servant positions, 1 exempt

**Licenses, Registrations, Certificates, and Permits:** 41,000

**Board Membership:** 3 public representatives, 5 licensees

**Board Leadership:**

Jessica Sieferman

*Executive Officer*

[jessica.sieferman@dca.ca.gov](mailto:jessica.sieferman@dca.ca.gov)

**Laws and Regulations:**

Business and Professions Code §§ 4800–4917

California Code of Regulations, Division 20, title 16, §§ 2000–2086.9

Civil Code §§ 3051, § 3052, §§ 3080–3080.03, §§ 1834.5–1834.6

Health and Safety Code §§ 122125–122220

**Sunset Review:**

Last review: 2021 | Next review: 2025

### RECIPROCITY

The Board does not have reciprocity.

### ACCOMPLISHMENTS

#### Updates to Enforcement

The Board merged its inspection and enforcement units, which significantly streamlined the inspection process, removed redundancies, and eliminated confusion. All enforcement duty statements were updated to include all enforcement and inspection duties, and enforcement staff were cross-trained to perform all enforcement-related duties.

The Enforcement Unit merger added 50% more analysts to the unit (an increase from 10 people to 15) without incurring any additional Board resources. As a result, the Board closed over 150% more desk investigations and conducted roughly 21% more inspections compared to the last fiscal year.

Further, the Board worked with DCA's Enforcement User Group to improve the way pending cases and case activities are assigned and displayed on each user's dashboard. This improvement enhances the effectiveness of the dashboard by enabling the user to only see the actual cases assigned rather than having a case displayed multiple times with each case activity.

Due to significant cost savings related to streamlined enforcement processes, the Board hired four limited term positions to assist with the Board's pending enforcement backlog without spending any additional Board resources.



## Collaborations

During the last half of the fiscal year, the Board, in collaboration with DCA and two other boards, applied for and was awarded a \$600,000.00 grant from the California Department of Technology's Technology Modernization Fund to fund the development of a mobile inspection application. This application, once implemented, will significantly streamline the inspection process for licensees, inspectors, and Board staff.

Over the last year, the Board submitted 89 BreEZe Maintenance and Operations (BMO) requests to improve the BreEZe system and data integrity, enhance inspection tracking, and implement Assembly Bill (AB) 1535 (Committee on Business and Professions, Chapter 631, Statutes of 2021). These BMOs included various data patches to correct data entry errors, remove and add business rules, update client text instructions for clarity, combine and eliminate transactions, update workflows, and update the enforcement module.

## Communications and Outreach

With the assistance of DCA's OIS, the Board fully transitioned its phone system to Microsoft Teams and launched a new routing system to better serve its stakeholders. This enhancement increased access to Board staff, decreased response times in assisting callers, and resulted in fewer voicemails from applicants, licensees, consumers, and other stakeholders.

## Updates to Legislation and Regulations

Through a Budget Change Proposal (BCP), the Board successfully received a budget augmentation of \$167,000.00 for fiscal year 2022–23 and \$152,000.00 for 2023–24 from the General Fund for a limited-term analyst position and the required development and training costs necessary to address additional workload and regulations related to the implementation of AB 1282 (Bloom, Chapter 752, Statutes of 2021).

The Board had three significant rule-making packages approved by the Office of Administrative Law within the last fiscal year. These rule-making packages updated the Board's Disciplinary Guidelines, and created new regulations addressing animal physical rehabilitation and drug compounding within a veterinary premises.

## NEW LEGISLATION

**AB 1885 (Kalra, Chapter 389, Statutes of 2022)** allows veterinarians to recommend cannabis for use on animal patients; requires the Board to adopt guidelines for veterinarians to use when recommending cannabis and post those guidelines to their website by January 1, 2024; includes cannabis products intended for use on an animal in the definition of cannabis products; and requires any cannabis products intended for use by an animal to conform with any additional standards or regulations

established by the Department of Cannabis Control, which the bill requires be promulgated no later than July 1, 2025.

## LICENSE REQUIREMENTS\*

LICENSE REQUIREMENTS	Y/N
CONTINUING EDUCATION/COMPETENCY	Y
DEGREE/PROFESSIONAL SCHOOLING	Y
EXAMINATION	Y
FINGERPRINT REQUIREMENT	Y
QUALIFYING EXPERIENCE (MAY INCLUDE EDUCATION)	Y

\* Applicable to specific license types. Refer to the laws and regulations for details.

## FEES\*

LICENSE TYPE	ACTUAL FEE	STATUTORY LIMIT
<b>VETERINARIAN FEES</b>		
APPLICATION	\$350.00	\$350.00
LAW EXAMINATION	\$100.00	\$100.00
INITIAL LICENSE	\$500.00	\$500.00
RENEWAL	\$500.00	\$500.00
<b>UNIVERSITY VETERINARIAN FEES</b>		
INITIAL LICENSE	\$500.00	\$500.00
RENEWAL	\$500.00	\$500.00
<b>REGISTERED VETERINARY TECHNICIAN FEES</b>		
APPLICATION	\$225.00	\$225.00
INITIAL LICENSE	\$225.00	\$225.00
RENEWAL	\$225.00	\$225.00
<b>VETERINARY ASSISTANT CONTROLLED SUBSTANCES PERMIT FEES</b>		
APPLICATION	\$100.00	\$100.00
INITIAL LICENSE	\$100.00	N/A
RENEWAL	\$100.00	\$50.00
<b>VETERINARY PREMISES FEES</b>		
INITIAL LICENSE	\$500.00	\$400.00
RENEWAL INITIAL REGISTRATION	\$525.00	\$400.00

\* Applicable to specific license types. Refer to the laws and regulations for details.

## SUMMARY OF LICENSING ACTIVITY

INITIAL LICENSES/REGISTRATIONS/CERTIFICATES/PERMITS			
TYPE	APPLICATIONS RECEIVED	ISSUED	RENEWED
REGISTERED VETERINARY TECHNICIAN REGISTRATION	1,050	706	3,887
UNIVERSITY VETERINARIAN LICENSE	55	33	56



INITIAL LICENSES/REGISTRATIONS/CERTIFICATES/PERMITS			
TYPE	APPLICATIONS RECEIVED	ISSUED	RENEWED
VETERINARIAN LICENSE	1,391	806	6,461
VETERINARIAN INTERN LICENSE*	25	21	N/A
VETERINARIAN PREMISES REGISTRATION	442	399	3,451
VETERINARY ASSISTANT CONTROLLED SUBSTANCES PERMIT	2,105	1,633	1,689
VETERINARY TEMPORARY LICENSE*	90	43	N/A
<b>TOTAL</b>	<b>5,158</b>	<b>3,641</b>	<b>15,544</b>

\* As of January 1, 2022, the Board no longer issues the veterinarian intern or veterinary temporary licenses as they were removed in statute by AB 1535. Prior to the removal, the intern and temporary licenses were valid for one year and could not be renewed, pursuant to Business and Professions Code 4848(c) and 4848.3.

LICENSING POPULATION BY TYPE	
TYPE	LICENSES/REGISTRATIONS/CERTIFICATES/PERMITS
REGISTERED VETERINARY TECHNICIAN	10,518
UNIVERSITY VETERINARIAN	186
VETERINARIAN	15,817
VETERINARIAN INTERN	22
VETERINARIAN PREMISES	4,288
VETERINARIAN ASSISTANT CONTROLLED SUBSTANCES PERMIT	10,126*
VETERINARY TEMPORARY	43
<b>TOTAL</b>	<b>41,000</b>

\* There was an increase in veterinary assistant controlled substances permits as a result of loosening pandemic-related protocols.

RENEWAL AND CONTINUING EDUCATION (CE)		
TYPE	FREQUENCY OF RENEWAL	NUMBER OF CE HOURS REQUIRED EACH CYCLE
REGISTERED VETERINARY TECHNICIAN	EVERY 2 YEARS	20
UNIVERSITY VETERINARIAN*	EVERY 2 YEARS	N/A
VETERINARIAN	EVERY 2 YEARS	36
VETERINARIAN PREMISES*	EVERY YEAR	N/A
VETERINARY ASSISTANT CONTROLLED SUBSTANCES*	EVERY 2 YEARS	N/A

\* There are no continuing education requirements for this license type.

EXAMINATION RESULTS			
EXAMINATION TITLE	% PASS	% FAIL	TOTAL NUMBER OF CANDIDATES
CALIFORNIA STATE BOARD EXAMINATION	76	24	122
VETERINARY LAW EXAMINATION	97	3	588

## SUMMARY OF ENFORCEMENT ACTIVITY

COMPLAINTS—INTAKE	
1,505	RECEIVED
77*	CLOSED WITHOUT REFERRAL FOR INVESTIGATION
1,448	REFERRED FOR INVESTIGATION
16	PENDING

\* There was an increase in complaints closed without referral for investigation due to a change in the Board's procedures. Previously, all complaints received were referred for investigation. Currently, the Board will close complaints at intake if it is determined the complaint is nonjurisdictional or there is insufficient evidence to conduct an investigation.

CONVICTION/ARREST NOTIFICATION COMPLAINTS	
185	RECEIVED
3	CLOSED WITHOUT REFERRAL FOR INVESTIGATION
184	REFERRED FOR INVESTIGATION
1	PENDING

INSPECTIONS	
41	CONDUCTED
10	CITATIONS ISSUED

INVESTIGATIONS	
1,632	OPENED
1,297	CLOSED
3,818	PENDING

ENFORCEMENT AGING—COMPLETED INTAKE AND INVESTIGATIONS	
274	UP TO 90 DAYS
65	91 TO 180 DAYS
116	181 DAYS TO 1 YEAR
145	1 TO 2 YEARS
167	2 TO 3 YEARS
530	OVER 3 YEARS
34*	AVERAGE NUMBER OF DAYS FROM RECEIPT OF COMPLAINT TO ASSIGNMENT OF INVESTIGATOR (START OF INVESTIGATION)
763	AVERAGE NUMBER OF DAYS FOR ALL INVESTIGATION OUTCOMES (FROM START OF INVESTIGATION TO REFERRAL FOR PROSECUTION OR CASE CLOSURE WITHOUT REFERRAL FOR PROSECUTION)
796	AVERAGE NUMBER OF DAYS FROM RECEIPT OF COMPLAINT TO REFERRAL FOR PROSECUTION OR CASE CLOSURE WITHOUT REFERRAL FOR PROSECUTION

\* Due to vacancies, the Board reported a higher cycle time than the previous fiscal year.





CITATIONS AND FINES	
0	ISSUED WITHOUT A FINE
48	ISSUED WITH A FINE
7	WITHDRAWN/DISMISSED/REDUCED
1,293	AVERAGE NUMBER OF DAYS TO ISSUE A CITATION AND FINE (FROM COMPLAINT RECEIPT/INSPECTION CONDUCTED TO CITATION ISSUED)

TOTAL AMOUNT OF FINES	
\$188,750.00	ASSESSED
\$14,500.00	WITHDRAWN/DISMISSED/REDUCED
\$203,250.00	COLLECTED

CRIMINAL/CIVIL ACTIONS	
6	REFERRALS FOR CRIMINAL/CIVIL ACTION
0	CRIMINAL ACTIONS FILED
0	CIVIL ACTIONS FILED

OFFICE OF THE ATTORNEY GENERAL/DISCIPLINARY ACTIONS	
77	CASES OPENED/INITIATED
11*	CASES CLOSED
89	CASES PENDING

\* Fewer cases were closed this year compared to last year as many of the cases from the prior fiscal year were companion cases.

FORMAL ACTIONS FILED/WITHDRAWN/DISMISSED	
0	STATEMENT OF ISSUES FILED
22	ACCUSATIONS FILED
1	RESTRAINING/RESTRICTION/SUSPENSION ORDERS GRANTED
0	STATEMENT OF ISSUES WITHDRAWN/DISMISSED
2	ACCUSATIONS WITHDRAWN/DISMISSED
475*	AVERAGE NUMBER OF DAYS FROM CLOSURE OF INVESTIGATION TO IMPOSING FORMAL DISCIPLINE

\* The decrease in cycle time is a result of new procedures implemented by the Board to create more efficient processing and loosening of pandemic protocols, allowing for cases to be resolved more expeditiously.

ADMINISTRATIVE OUTCOMES/FINAL ORDERS	
0	LICENSE APPLICATIONS DENIED
2	REVOCATION
1	SURRENDER OF LICENSE
0	PROBATION WITH SUSPENSION
0	SUSPENSION ONLY
4	PROBATION ONLY

ADMINISTRATIVE OUTCOMES/FINAL ORDERS	
1	PUBLIC REPRIMAND/PUBLIC REPROVAL/PUBLIC LETTER OF REPRIMAND
0	OTHER DECISIONS
8	TOTAL

ENFORCEMENT AGING—COMPLETED ATTORNEY GENERAL CASES	
1	UP TO 1 YEAR
3	1 TO 2 YEARS
0	2 TO 3 YEARS
7	OVER 3 YEARS
1,189	AVERAGE NUMBER OF DAYS TO IMPOSE DISCIPLINE

PROBATION	
21	PROBATIONS COMPLETED
59	PROBATIONERS PENDING (CLOSE OF FISCAL YEAR)

SUBSEQUENT DISCIPLINE	
0	PROBATIONS REVOKED
0	PROBATIONER'S LICENSE SURRENDERED
1	ADDITIONAL PROBATION ONLY
0	SUSPENSION ONLY ADDED
0	OTHER CONDITIONS ADDED ONLY
0	OTHER PROBATION OUTCOME

PETITION FOR MODIFICATION OR TERMINATION OF PROBATION	
1	GRANTED
0	DENIED

PETITION FOR REINSTATEMENT OF REVOKED LICENSE/REGISTRATION/CERTIFICATION	
0	GRANTED
0	DENIED

COST RECOVERY	
\$135,133.00	ORDERED
\$28,393.00	COLLECTED

RESTITUTION TO CONSUMERS/REFUNDS/SAVINGS	
\$13,251.00	RESTITUTION ORDERED
\$0.00	AMOUNT REFUNDED
\$0.00	REWORK AT NO CHARGE
\$0.00	ADJUSTMENTS/RETURNS/EXCHANGES
\$13,251.00	TOTAL SAVINGS ACHIEVED FOR CONSUMERS



BOARD OF VOCATIONAL NURSING  
AND PSYCHIATRIC TECHNICIANS

## BOARD OF VOCATIONAL NURSING AND PSYCHIATRIC TECHNICIANS

Licenses and regulates vocational nurses and psychiatric technicians.

[www.bvnpt.ca.gov](http://www.bvnpt.ca.gov)

**Staff:** 72 civil servant positions, 1 exempt

**Licenses, Registrations, Certificates, and Permits:** 143,121

**Board Membership:** 6 public representatives, 5 licensees

**Board Leadership:**

Elaine Yamaguchi

*Executive Officer*

[elaine.yamaguchi@dca.ca.gov](mailto:elaine.yamaguchi@dca.ca.gov)

**Laws and Regulations:**

Business and Professions Code §§ 2840–2895.5 and 4500–4548

California Code of Regulations, Division 25, title 16, §§ 2500–25573.3 and 2560–2595.3

**Sunset Review:**

Last review: 2021 | Next review: 2025

## BOARD HIGHLIGHTS

### RECIPROCITY

Pursuant to Business and Professions Code section 2872.1, the Board, upon receiving a written application and required fees, may issue a license to any applicant who possesses a valid unrevoked license as a vocational or practical nurse issued by any other state or foreign country, and who in the opinion of the Board meets all the other requirements. Pursuant to Business and Professions Code section 4515, the Board, upon receiving a written application and required fees, may issue a license to any applicant who possesses a valid unrevoked license as a psychiatric technician issued by any other state or foreign country, and who in the opinion of the Board meets all the other requirements.

### ACCOMPLISHMENTS

#### Board Meetings

The Board continued to meet via teleconference during fiscal year 2021–22. Members of the public, including representatives from schools, stakeholder organizations, and other governmental entities attended and were able to participate in the Board's proceedings.

#### Sunset Review

The Board's sunset bill, Assembly Bill 1536 (Committee on Business and Professions, Chapter 632, Statutes of 2021) extended the Board's authorization by three years, and restored the Board's authority to select an executive officer.



### Updates to Enforcement

The Enforcement Division reduced the average time to assign/close a case at intake from an average of four days at the start of 2020–21 to two days at the end of the fiscal year. The division began the fiscal year with 1,144 cases pending and ended the year with 893 cases pending. The division completed 1,795 cases in the fiscal year and closed 78% of its cases within the target average of 360 days.

The Enforcement Division also collaborated with DCA's DOI on multiple cases. In one such case, an arrest was made of a person who was impersonating a licensed vocational nurse (LVN) on multiple occasions and used the LVN's license to fraudulently work as an LVN.

### Updates to Regulations

AB 1536 directed the Board to establish an approval process for proposed schools with specified timelines and authorized the Board to assess program application and approval fees. The Board adopted emergency regulations to implement the program approval processes and fees, and this regulatory package was approved by the Office of Administrative Law on June 27, 2022.

### Updates to Licensing

The Licensing Division streamlined training and increased efficiencies, improving its customer service by maintaining consistently low application processing times, high caller assistance rates, and low caller wait times.

The sunset bill also required applicants and licensees to provide the Board a physical mailing address and an email address by July 1, 2022, and unless an applicant specifies in writing a preference for regular mail, requires the Board to direct all license-related correspondence to applicants and licensees using the email address on file.

### NEW LEGISLATION

**SB 994 (Jones, Chapter 713, Statutes of 2022)** revises the definition of licensed vocational nurses to include individuals practicing under the direction of a naturopathic doctor, as specified. The bill requires naturopathic doctors who supervise licensed vocational nurses to establish a written supervision protocol, listing the practice agreement, describing the duties and responsibilities of the licensed vocational nurse, and identifying the procedure or protocol for furnishing or ordering drugs, if applicable to the naturopathic doctor's practice. The written supervision shall contain additional criteria, as specified. This bill also prohibits licensed vocational nurses from performing specified cosmetic procedures and unsupervised intravenous therapies.

**SB 1436 (Roth, Chapter 624, Statutes of 2022)**, among other things, allows licensed vocational nurses to perform certain respiratory tasks under specified conditions, including completing a patient-specific training by their employer. It also requires the Board to share all complaints and information related to investigations involving respiratory care services with the Respiratory Care Board of California.

### LICENSE REQUIREMENTS\*

LICENSE REQUIREMENTS	Y/N
CONTINUING EDUCATION/COMPETENCY	Y
DEGREE/PROFESSIONAL SCHOOLING	Y
EXAMINATION	Y
FINGERPRINT REQUIREMENT	Y
QUALIFYING EXPERIENCE (MAY INCLUDE EDUCATION)	Y

\* Applicable to specific license types. Refer to the laws and regulations for details.

### FEES\*

LICENSE TYPE	ACTUAL FEE	STATUTORY LIMIT
<b>VOCATIONAL NURSES</b>		
INITIAL APPLICATION FOR LICENSURE BY EXAMINATION—GRADUATE OF AN APPROVED CALIFORNIA VOCATIONAL NURSING PROGRAM	\$220.00	\$300.00
INITIAL APPLICATION FOR LICENSURE BY EXAMINATION—QUALIFYING METHOD OTHER THAN ABOVE	\$225.00	\$300.00
APPLICATION FOR LICENSURE BY ENDORSEMENT FROM ANOTHER STATE	\$220.00	\$300.00
APPLICATION FOR REEXAMINATION	\$220.00	\$300.00
LICENSE RENEWAL	\$220.00	\$300.00
RENEWAL DELINQUENT FEE	\$110.00	\$150.00
INITIAL LICENSE FEE	\$220.00	\$300.00
DUPLICATE LICENSE FEE	\$25.00	\$50.00
APPLICATION FOR VERIFICATION OF LICENSURE TO ANOTHER STATE	\$100.00	\$150.00
INTRAVENOUS THERAPY (IV), BLOOD WITHDRAWAL (BW), OR IV/BW COMBINATION CERTIFICATION	\$20.00	\$50.00
<b>PSYCHIATRIC TECHNICIANS</b>		
INITIAL APPLICATION FOR LICENSURE BY EXAMINATION—GRADUATE OF AN APPROVED CA PT PROGRAM	\$265.00	\$345.00



LICENSE TYPE	ACTUAL FEE	STATUTORY LIMIT
INITIAL APPLICATION FOR LICENSURE BY EXAMINATION—QUALIFYING METHOD OTHER THAN ABOVE	\$295.00	\$375.00
APPLICATION FOR LICENSURE BY ENDORSEMENT FROM ANOTHER STATE	\$220.00	\$300.00
APPLICATION FOR REEXAMINATION	\$265.00	\$345.00
LICENSE RENEWAL	\$220.00	\$300.00
RENEWAL DELINQUENT FEE	\$110.00	\$150.00
INITIAL LICENSE FEE	\$220.00	\$300.00
DUPLICATE LICENSE FEE	\$25.00	\$50.00
APPLICATION FOR VERIFICATION OF LICENSURE TO ANOTHER STATE	\$100.00	\$150.00
INTRAVENOUS THERAPY (IV), BLOOD WITHDRAWAL (BW), OR IV/BW COMBINATION CERTIFICATION	\$20.00	\$50.00
<b>VOCATIONAL NURSES</b>		
APPROVAL OF AN INTRAVENOUS (IV), BLOOD WITHDRAWAL (BW), OR IV WITH BW COURSE PROVIDER	\$150.00	\$250.00
CONTINUING APPROVAL OF AN INTRAVENOUS THERAPY (IV), BLOOD WITHDRAWAL (BW), OR IV WITH BW COURSE PROVIDER	\$150.00	\$250.00
APPROVAL OF A CONTINUING EDUCATION COURSE PROVIDER	\$150.00	\$250.00
CONTINUING APPROVAL OF A CONTINUING EDUCATION COURSE PROVIDER	\$150.00	\$250.00
<b>PSYCHIATRIC TECHNICIANS</b>		
APPROVAL OF AN INTRAVENOUS (IV), BLOOD WITHDRAWAL (BW), OR IV WITH BW COURSE PROVIDER	\$150.00	\$250.00
CONTINUING APPROVAL OF AN INTRAVENOUS THERAPY (IV), BLOOD WITHDRAWAL (BW), OR IV WITH BW COURSE PROVIDER	\$150.00	\$250.00
APPROVAL OF A CONTINUING EDUCATION COURSE PROVIDER	\$150.00	\$250.00
CONTINUING APPROVAL OF A CONTINUING EDUCATION COURSE PROVIDER	\$150.00	\$250.00

\* Additional fees may be required. Refer to the laws and regulations for details.

## SUMMARY OF LICENSING ACTIVITY

<b>INITIAL LICENSES/REGISTRATIONS/CERTIFICATES/PERMITS*</b>			
TYPE	APPLICATIONS RECEIVED	ISSUED	RENEWED
PSYCHIATRIC TECHNICIAN LICENSE	242	243	4,329
VOCATIONAL NURSE LICENSE	7,219	7,230	49,065
<b>TOTAL</b>	<b>7,461</b>	<b>7,473</b>	<b>53,394</b>

\* Licensing data includes all license statuses that are under the jurisdiction of the Board, which includes active, inactive, delinquent or suspended.

<b>LICENSING POPULATION BY TYPE</b>	
TYPE	LICENSES/REGISTRATIONS/CERTIFICATES/PERMITS
PSYCHIATRIC TECHNICIAN	10,922
VOCATIONAL NURSE	132,199
<b>TOTAL</b>	<b>143,121</b>

<b>RENEWAL AND CONTINUING EDUCATION (CE)</b>		
TYPE	FREQUENCY OF RENEWAL	NUMBER OF CE HOURS REQUIRED EACH CYCLE
PSYCHIATRIC TECHNICIAN	EVERY 2 YEARS	30
VOCATIONAL NURSE	EVERY 2 YEARS	30

<b>EXAMINATION RESULTS</b>			
EXAMINATION TITLE	% PASS	% FAIL	TOTAL NUMBER OF CANDIDATES
NATIONAL COUNCIL LICENSURE EXAMINATION FOR PRACTICAL NURSES (NCLEX-PN)	67	33	10,873
PSYCHIATRIC TECHNICIAN EXAMINATION	55	45	459

## SUMMARY OF ENFORCEMENT ACTIVITY

<b>COMPLAINTS—INTAKE</b>	
984	RECEIVED
207	CLOSED WITHOUT REFERRAL FOR INVESTIGATION
783	REFERRED FOR INVESTIGATION
0	PENDING

<b>CONVICTION/ARREST NOTIFICATION COMPLAINTS</b>	
855	RECEIVED
22	CLOSED WITHOUT REFERRAL FOR INVESTIGATION
840	REFERRED FOR INVESTIGATION
0	PENDING



INVESTIGATIONS	
1,623	OPENED
1,795	CLOSED
893	PENDING

ENFORCEMENT AGING—COMPLETED INTAKE AND INVESTIGATIONS	
694	UP TO 90 DAYS
353	91 TO 180 DAYS
355	181 DAYS TO 1 YEAR
297	1 TO 2 YEARS
78	2 TO 3 YEARS
18	OVER 3 YEARS
2	AVERAGE NUMBER OF DAYS FROM RECEIPT OF COMPLAINT TO ASSIGNMENT OF INVESTIGATOR (START OF INVESTIGATION)
231	AVERAGE NUMBER OF DAYS FOR ALL INVESTIGATION OUTCOMES (FROM START OF INVESTIGATION TO REFERRAL FOR PROSECUTION OR CASE CLOSURE WITHOUT REFERRAL FOR PROSECUTION)
233	AVERAGE NUMBER OF DAYS FROM RECEIPT OF COMPLAINT TO REFERRAL FOR PROSECUTION OR CASE CLOSURE WITHOUT REFERRAL FOR PROSECUTION

CITATIONS AND FINES	
0	ISSUED WITHOUT A FINE
98	ISSUED WITH A FINE
6	WITHDRAWN/DISMISSED/REDUCED
353	AVERAGE NUMBER OF DAYS TO ISSUE A CITATION AND FINE (FROM COMPLAINT RECEIPT/INSPECTION CONDUCTED TO CITATION ISSUED)

TOTAL AMOUNT OF FINES	
\$63,383.00	ASSESSED
\$4,625.00	WITHDRAWN/DISMISSED/REDUCED
\$39,652.00	COLLECTED

CRIMINAL/CIVIL ACTIONS	
194	REFERRALS FOR CRIMINAL/CIVIL ACTION
95	CRIMINAL ACTIONS FILED
99	CIVIL ACTIONS FILED

OFFICE OF THE ATTORNEY GENERAL/DISCIPLINARY ACTIONS	
206	CASES OPENED/INITIATED
194	CASES CLOSED
154	CASES PENDING

FORMAL ACTIONS FILED/WITHDRAWN/DISMISSED	
22	STATEMENT OF ISSUES FILED
195	ACCUSATIONS FILED
1	RESTRAINING/RESTRICTION/SUSPENSION ORDERS GRANTED
2	STATEMENT OF ISSUES WITHDRAWN/DISMISSED
12	ACCUSATIONS WITHDRAWN/DISMISSED
255	AVERAGE NUMBER OF DAYS FROM CLOSURE OF INVESTIGATION TO IMPOSING FORMAL DISCIPLINE

ADMINISTRATIVE OUTCOMES/FINAL ORDERS	
3	LICENSE APPLICATIONS DENIED
79	REVOCATION
30	SURRENDER OF LICENSE
0	PROBATION WITH SUSPENSION
0	SUSPENSION ONLY
72	PROBATION ONLY
9	PUBLIC REPRIMAND/PUBLIC REPROVAL/PUBLIC LETTER OF REPRIMAND
2	OTHER DECISIONS
195	TOTAL

ENFORCEMENT AGING—COMPLETED ATTORNEY GENERAL CASES	
38	UP TO 1 YEAR
63	1 TO 2 YEARS
43	2 TO 3 YEARS
50	OVER 3 YEARS
762	AVERAGE NUMBER OF DAYS TO IMPOSE DISCIPLINE

PROBATION	
60	PROBATIONS COMPLETED
333	PROBATIONERS PENDING (CLOSE OF FISCAL YEAR)

SUBSEQUENT DISCIPLINE	
21	PROBATIONS REVOKED
25	PROBATIONER'S LICENSE SURRENDERED
8	ADDITIONAL PROBATION ONLY
0	SUSPENSION ONLY ADDED
0	OTHER CONDITIONS ADDED ONLY
2	OTHER PROBATION OUTCOME



## PETITION FOR MODIFICATION OR TERMINATION OF PROBATION

8	GRANTED
1	DENIED

## PETITION FOR REINSTATEMENT OF REVOKED LICENSE/REGISTRATION/ CERTIFICATION

43	GRANTED
20	DENIED

## COST RECOVERY

\$1,009,780.03	ORDERED
\$48,226.40	COLLECTED



**ASSEMBLY BILL 2138** *(PAGE 193)*

**MILITARY LICENSURE** *(PAGE 227)*

**SECTION 139** *(PAGE 234)*

**NET EXPENDITURES** *(PAGE 245)*

**FUND CONDITIONS** *(PAGE 249)*

**REVENUE CATEGORIES** *(PAGE 252)*

# ASSEMBLY BILL 2138

The following data is provided in compliance with Business and Professions Code sections 480(g)(2) and 480(g)(3), which require all boards, bureaus, and committees under DCA (other than the California State Athletic Commission and the Bureau for Private Postsecondary Education) to annually report the following information:

- (A) The number of applicants with a criminal record who received notice of denial or disqualification of licensure.
- (B) The number of applicants with a criminal record who provided evidence of mitigation or rehabilitation.

- (C) The number of applicants with a criminal record who appealed any denial or disqualification of licensure.
- (D) The final disposition and demographic information, consisting of voluntarily provided information on race or gender, of any applicant described in subparagraph (A), (B), or (C).

*Note: Not all DCA boards and bureaus require fingerprinting. Applicants may voluntarily provide evidence of mitigation. Case outcomes may include cases that carried over from prior years, including licensing and demographic data.*

## ACCOUNTANCY, BOARD OF

LICENSE TYPE	TOTAL NUMBER OF APPLICATIONS RECEIVED	APPLICATIONS REQUIRING INQUIRIES REGARDING CRIMINAL HISTORY	APPLICANTS WHO RECEIVED NOTICE OF DENIAL OR DISQUALIFICATION OF LICENSURE	APPLICANTS WHO PROVIDED EVIDENCE OF MITIGATION OR REHABILITATION	OUTCOME			APPLICANTS WHO APPEALED ANY DENIAL OR DISQUALIFICATION OF LICENSURE	OUTCOME		
					DENIAL	ISSUED	WITHDRAWN		DENIAL	ISSUED	WITHDRAWN
CERTIFIED PUBLIC ACCOUNTANT	3,262	1	0	0	0	0	0	0	0	0	0

DEMOGRAPHIC INFORMATION	APPLICANTS WHO RECEIVED NOTICE OF DENIAL OR DISQUALIFICATION OF LICENSURE	APPLICANTS WHO PROVIDED EVIDENCE OF MITIGATION OR REHABILITATION	APPLICANTS WHO APPEALED ANY DENIAL OR DISQUALIFICATION OF LICENSURE
MALE	0	1	0
FEMALE	0	0	0
NONBINARY	0	0	0
DECLINE TO STATE	0	0	0
AFRICAN-AMERICAN/BLACK/AFRICAN-BORN	0	0	0
AMERICAN INDIAN/NATIVE AMERICAN/ALASKAN NATIVE	0	0	0
CAUCASIAN/WHITE EUROPEAN/MIDDLE EASTERN	0	1	0
LATINO/HISPANIC	0	0	0
CENTRAL AMERICAN	0	0	0
PUERTO RICAN	0	0	0
CUBAN	0	0	0
SOUTH AMERICAN	0	0	0
MEXICAN	0	0	0
OTHER HISPANIC	0	0	0
ASIAN	0	0	0
CAMBODIAN	0	0	0
CHINESE	0	0	0
HMONG	0	0	0

DEMOGRAPHIC INFORMATION	APPLICANTS WHO RECEIVED NOTICE OF DENIAL OR DISQUALIFICATION OF LICENSURE	APPLICANTS WHO PROVIDED EVIDENCE OF MITIGATION OR REHABILITATION	APPLICANTS WHO APPEALED ANY DENIAL OR DISQUALIFICATION OF LICENSURE
INDIAN	0	0	0
INDONESIAN	0	0	0
JAPANESE	0	0	0
KOREAN	0	0	0
LAOTIAN	0	0	0
MALAYSIAN	0	0	0
PAKISTANI	0	0	0
SINGAPOREAN	0	0	0
THAI	0	0	0
VIETNAMESE	0	0	0
OTHER ASIAN	0	0	0
NATIVE HAWAIIAN/PACIFIC ISLANDER	0	0	0
FIJIAN	0	0	0
FILIPINO	0	0	0
GUAMANIAN	0	0	0
HAWAIIAN	0	0	0
SAMOAN	0	0	0
TONGAN	0	0	0
OTHER PACIFIC ISLANDER	0	0	0
OTHER NOT LISTED ABOVE	0	0	0

ACUPUNCTURE BOARD											
LICENSE TYPE	TOTAL NUMBER OF APPLICATIONS RECEIVED	APPLICATIONS REQUIRING INQUIRIES REGARDING CRIMINAL HISTORY	APPLICANTS WHO RECEIVED NOTICE OF DENIAL OR DISQUALIFICATION OF LICENSURE	APPLICANTS WHO PROVIDED EVIDENCE OF MITIGATION OR REHABILITATION	OUTCOME			APPLICANTS WHO APPEALED ANY DENIAL OR DISQUALIFICATION OF LICENSURE	OUTCOME		
					DENIAL	ISSUED	WITHDRAWN		DENIAL	ISSUED	WITHDRAWN
ACUPUNCTURIST	311	19	0	0	0	0	0	0	0	0	0

DEMOGRAPHIC INFORMATION	APPLICANTS WHO RECEIVED NOTICE OF DENIAL OR DISQUALIFICATION OF LICENSURE	APPLICANTS WHO PROVIDED EVIDENCE OF MITIGATION OR REHABILITATION	APPLICANTS WHO APPEALED ANY DENIAL OR DISQUALIFICATION OF LICENSURE
MALE	0	0	0
FEMALE	0	0	0
NONBINARY	0	0	0
DECLINE TO STATE	0	0	0
AFRICAN-AMERICAN/BLACK/AFRICAN-BORN	0	0	0
AMERICAN INDIAN/NATIVE AMERICAN/ALASKAN NATIVE	0	0	0
CAUCASIAN/WHITE EUROPEAN/MIDDLE EASTERN	0	0	0
LATINO/HISPANIC	0	0	0
CENTRAL AMERICAN	0	0	0
PUERTO RICAN	0	0	0
CUBAN	0	0	0
SOUTH AMERICAN	0	0	0
MEXICAN	0	0	0
OTHER HISPANIC	0	0	0
ASIAN	0	0	0
CAMBODIAN	0	0	0
CHINESE	0	0	0
HMONG	0	0	0

DEMOGRAPHIC INFORMATION	APPLICANTS WHO RECEIVED NOTICE OF DENIAL OR DISQUALIFICATION OF LICENSURE	APPLICANTS WHO PROVIDED EVIDENCE OF MITIGATION OR REHABILITATION	APPLICANTS WHO APPEALED ANY DENIAL OR DISQUALIFICATION OF LICENSURE
INDIAN	0	0	0
INDONESIAN	0	0	0
JAPANESE	0	0	0
KOREAN	0	0	0
LAOTIAN	0	0	0
MALAYSIAN	0	0	0
PAKISTANI	0	0	0
SINGAPOREAN	0	0	0
THAI	0	0	0
VIETNAMESE	0	0	0
OTHER ASIAN	0	0	0
NATIVE HAWAIIAN/PACIFIC ISLANDER	0	0	0
FIJIAN	0	0	0
FILIPINO	0	0	0
GUAMANIAN	0	0	0
HAWAIIAN	0	0	0
SAMOAN	0	0	0
TONGAN	0	0	0
OTHER PACIFIC ISLANDER	0	0	0
OTHER NOT LISTED ABOVE	0	0	0

# ARCHITECTS BOARD, CALIFORNIA

LICENSE TYPE	TOTAL NUMBER OF APPLICATIONS RECEIVED	APPLICATIONS REQUIRING INQUIRIES REGARDING CRIMINAL HISTORY	APPLICANTS WHO RECEIVED NOTICE OF DENIAL OR DISQUALIFICATION OF LICENSURE	APPLICANTS WHO PROVIDED EVIDENCE OF MITIGATION OR REHABILITATION	OUTCOME			APPLICANTS WHO APPEALED ANY DENIAL OR DISQUALIFICATION OF LICENSURE	OUTCOME		
					DENIAL	ISSUED	WITHDRAWN		DENIAL	ISSUED	WITHDRAWN
ARCHITECT	619	37	0	0	0	0	0	0	0	0	0

DEMOGRAPHIC INFORMATION	APPLICANTS WHO RECEIVED NOTICE OF DENIAL OR DISQUALIFICATION OF LICENSURE	APPLICANTS WHO PROVIDED EVIDENCE OF MITIGATION OR REHABILITATION	APPLICANTS WHO APPEALED ANY DENIAL OR DISQUALIFICATION OF LICENSURE
MALE	0	0	0
FEMALE	0	0	0
NONBINARY	0	0	0
DECLINE TO STATE	0	0	0
AFRICAN-AMERICAN/BLACK/AFRICAN-BORN	0	0	0
AMERICAN INDIAN/NATIVE AMERICAN/ALASKAN NATIVE	0	0	0
CAUCASIAN/WHITE EUROPEAN/MIDDLE EASTERN	0	0	0
LATINO/HISPANIC	0	0	0
CENTRAL AMERICAN	0	0	0
PUERTO RICAN	0	0	0
CUBAN	0	0	0
SOUTH AMERICAN	0	0	0
MEXICAN	0	0	0
OTHER HISPANIC	0	0	0
ASIAN	0	0	0
CAMBODIAN	0	0	0
CHINESE	0	0	0
HMONG	0	0	0

DEMOGRAPHIC INFORMATION	APPLICANTS WHO RECEIVED NOTICE OF DENIAL OR DISQUALIFICATION OF LICENSURE	APPLICANTS WHO PROVIDED EVIDENCE OF MITIGATION OR REHABILITATION	APPLICANTS WHO APPEALED ANY DENIAL OR DISQUALIFICATION OF LICENSURE
INDIAN	0	0	0
INDONESIAN	0	0	0
JAPANESE	0	0	0
KOREAN	0	0	0
LAOTIAN	0	0	0
MALAYSIAN	0	0	0
PAKISTANI	0	0	0
SINGAPOREAN	0	0	0
THAI	0	0	0
VIETNAMESE	0	0	0
OTHER ASIAN	0	0	0
NATIVE HAWAIIAN/PACIFIC ISLANDER	0	0	0
FIJIAN	0	0	0
FILIPINO	0	0	0
GUAMANIAN	0	0	0
HAWAIIAN	0	0	0
SAMOAN	0	0	0
TONGAN	0	0	0
OTHER PACIFIC ISLANDER	0	0	0
OTHER NOT LISTED ABOVE	0	0	0

## LANDSCAPE ARCHITECTS TECHNICAL COMMITTEE

LICENSE TYPE	TOTAL NUMBER OF APPLICATIONS RECEIVED	APPLICATIONS REQUIRING INQUIRIES REGARDING CRIMINAL HISTORY	APPLICANTS WHO RECEIVED NOTICE OF DENIAL OR DISQUALIFICATION OF LICENSURE	APPLICANTS WHO PROVIDED EVIDENCE OF MITIGATION OR REHABILITATION	OUTCOME			APPLICANTS WHO APPEALED ANY DENIAL OR DISQUALIFICATION OF LICENSURE	OUTCOME		
					DENIAL	ISSUED	WITHDRAWN		DENIAL	ISSUED	WITHDRAWN
LANDSCAPE ARCHITECT	80	0	0	0	0	0	0	0	0	0	0

DEMOGRAPHIC INFORMATION	APPLICANTS WHO RECEIVED NOTICE OF DENIAL OR DISQUALIFICATION OF LICENSURE	APPLICANTS WHO PROVIDED EVIDENCE OF MITIGATION OR REHABILITATION	APPLICANTS WHO APPEALED ANY DENIAL OR DISQUALIFICATION OF LICENSURE
MALE	0	0	0
FEMALE	0	0	0
NONBINARY	0	0	0
DECLINE TO STATE	0	0	0
AFRICAN-AMERICAN/BLACK/AFRICAN-BORN	0	0	0
AMERICAN INDIAN/NATIVE AMERICAN/ALASKAN NATIVE	0	0	0
CAUCASIAN/WHITE EUROPEAN/MIDDLE EASTERN	0	0	0
LATINO/HISPANIC	0	0	0
CENTRAL AMERICAN	0	0	0
PUERTO RICAN	0	0	0
CUBAN	0	0	0
SOUTH AMERICAN	0	0	0
MEXICAN	0	0	0
OTHER HISPANIC	0	0	0
ASIAN	0	0	0
CAMBODIAN	0	0	0
CHINESE	0	0	0
HMONG	0	0	0

DEMOGRAPHIC INFORMATION	APPLICANTS WHO RECEIVED NOTICE OF DENIAL OR DISQUALIFICATION OF LICENSURE	APPLICANTS WHO PROVIDED EVIDENCE OF MITIGATION OR REHABILITATION	APPLICANTS WHO APPEALED ANY DENIAL OR DISQUALIFICATION OF LICENSURE
INDIAN	0	0	0
INDONESIAN	0	0	0
JAPANESE	0	0	0
KOREAN	0	0	0
LAOTIAN	0	0	0
MALAYSIAN	0	0	0
PAKISTANI	0	0	0
SINGAPOREAN	0	0	0
THAI	0	0	0
VIETNAMESE	0	0	0
OTHER ASIAN	0	0	0
NATIVE HAWAIIAN/PACIFIC ISLANDER	0	0	0
FIJIAN	0	0	0
FILIPINO	0	0	0
GUAMANIAN	0	0	0
HAWAIIAN	0	0	0
SAMOAN	0	0	0
TONGAN	0	0	0
OTHER PACIFIC ISLANDER	0	0	0
OTHER NOT LISTED ABOVE	0	0	0

# AUTOMOTIVE REPAIR, BUREAU OF

LICENSE TYPE	TOTAL NUMBER OF APPLICATIONS RECEIVED	APPLICATIONS REQUIRING INQUIRIES REGARDING CRIMINAL HISTORY	APPLICANTS WHO RECEIVED NOTICE OF DENIAL OR DISQUALIFICATION OF LICENSURE	APPLICANTS WHO PROVIDED EVIDENCE OF MITIGATION OR REHABILITATION	OUTCOME			APPLICANTS WHO APPEALED ANY DENIAL OR DISQUALIFICATION OF LICENSURE	OUTCOME		
					DENIAL	ISSUED	WITHDRAWN		DENIAL	ISSUED	WITHDRAWN
AUTOMOTIVE REPAIR DEALER	3,476	48	2	2	2	0	0	1	1	0	0
BRAKE AND LAMP ADJUSTER	1,326	18	0	0	0	0	0	0	0	0	0
BRAKE AND LAMP STATION	133	0	0	0	0	0	0	0	0	0	0
SMOG CHECK INSPECTOR	1,413	47	1	1	1	0	0	0	0	0	0
SMOG CHECK REPAIR ONLY STATION	6	0	0	0	0	0	0	0	0	0	0
SMOG CHECK REPAIR TECHNICIAN	632	21	0	0	0	0	0	0	0	0	0
SMOG CHECK TEST ONLY STATION	248	4	0	0	0	0	0	0	0	0	0
SMOG CHECK TEST AND REPAIR STATION	385	1	0	0	0	0	0	0	0	0	0

DEMOGRAPHIC INFORMATION	APPLICANTS WHO RECEIVED NOTICE OF DENIAL OR DISQUALIFICATION OF LICENSURE	APPLICANTS WHO PROVIDED EVIDENCE OF MITIGATION OR REHABILITATION	APPLICANTS WHO APPEALED ANY DENIAL OR DISQUALIFICATION OF LICENSURE
MALE	0	39	0
FEMALE	0	2	0
NONBINARY	0	0	0
DECLINE TO STATE	0	0	0
AFRICAN-AMERICAN/BLACK/ AFRICAN-BORN	0	3	0
AMERICAN INDIAN/NATIVE AMERICAN/ALASKAN NATIVE	0	0	0
CAUCASIAN/WHITE EUROPEAN/ MIDDLE EASTERN	0	9	0
LATINO/HISPANIC	0	11	0
CENTRAL AMERICAN	0	1	0
PUERTO RICAN	0	0	0
CUBAN	0	0	0
SOUTH AMERICAN	0	0	0
MEXICAN	0	6	0
OTHER HISPANIC	0	1	0
ASIAN	0	4	0
CAMBODIAN	0	0	0
CHINESE	0	0	0
HMONG	0	0	0

DEMOGRAPHIC INFORMATION	APPLICANTS WHO RECEIVED NOTICE OF DENIAL OR DISQUALIFICATION OF LICENSURE	APPLICANTS WHO PROVIDED EVIDENCE OF MITIGATION OR REHABILITATION	APPLICANTS WHO APPEALED ANY DENIAL OR DISQUALIFICATION OF LICENSURE
INDIAN	0	0	0
INDONESIAN	0	0	0
JAPANESE	0	0	0
KOREAN	0	0	0
LAOTIAN	0	0	0
MALAYSIAN	0	0	0
PAKISTANI	0	0	0
SINGAPOREAN	0	0	0
THAI	0	0	0
VIETNAMESE	0	3	0
OTHER ASIAN	0	0	0
NATIVE HAWAIIAN/PACIFIC ISLANDER	0	0	0
FIJIAN	0	0	0
FILIPINO	0	1	0
GUAMANIAN	0	0	0
HAWAIIAN	0	0	0
SAMOAN	0	0	0
TONGAN	0	0	0
OTHER PACIFIC ISLANDER	0	0	0
OTHER NOT LISTED ABOVE	0	2	0



## BARBERING AND COSMETOLOGY, BOARD OF

LICENSE TYPE	TOTAL NUMBER OF APPLICATIONS RECEIVED	APPLICATIONS REQUIRING INQUIRIES REGARDING CRIMINAL HISTORY	APPLICANTS WHO RECEIVED NOTICE OF DENIAL OR DISQUALIFICATION OF LICENSURE	APPLICANTS WHO PROVIDED EVIDENCE OF MITIGATION OR REHABILITATION	OUTCOME			APPLICANTS WHO APPEALED ANY DENIAL OR DISQUALIFICATION OF LICENSURE	OUTCOME		
					DENIAL	ISSUED	WITHDRAWN		DENIAL	ISSUED	WITHDRAWN
BARBER	5,820	125	0	79	0	0	0	0	0	0	0
BARBER APPRENTICE	1,442	51	0	34	0	0	0	0	0	0	0
COSMETOLOGIST	12,985	130	0	78	0	0	0	0	0	0	0
COSMETOLOGIST APPRENTICE	982	5	0	4	0	0	0	0	0	0	0
ELECTROLOGIST	94	4	0	0	0	0	0	0	0	0	0
ELECTROLOGIST APPRENTICE	0	0	0	0	0	0	0	0	0	0	0
ESTABLISHMENT	7,391	0	0	0	0	0	0	0	0	0	0
ESTHETICIAN	14,437	131	0	77	0	0	0	0	0	0	0
MANICURIST	9,074	34	1	19	1	0	0	1	0	0	0
MOBILE UNIT	22	0	0	0	0	0	0	0	0	0	0
PERSONAL SERVICE PERMIT	32	0	0	0	0	0	0	0	0	0	0

DEMOGRAPHIC INFORMATION	APPLICANTS WHO RECEIVED NOTICE OF DENIAL OR DISQUALIFICATION OF LICENSURE	APPLICANTS WHO PROVIDED EVIDENCE OF MITIGATION OR REHABILITATION	APPLICANTS WHO APPEALED ANY DENIAL OR DISQUALIFICATION OF LICENSURE
MALE	0	0	0
FEMALE	0	0	0
NONBINARY	0	0	0
DECLINE TO STATE	0	0	0
AFRICAN-AMERICAN/BLACK/AFRICAN-BORN	0	0	0
AMERICAN INDIAN/NATIVE AMERICAN/ALASKAN NATIVE	0	0	0
CAUCASIAN/WHITE EUROPEAN/MIDDLE EASTERN	0	0	0
LATINO/HISPANIC	0	0	0
CENTRAL AMERICAN	0	0	0
PUERTO RICAN	0	0	0
CUBAN	0	0	0
SOUTH AMERICAN	0	0	0
MEXICAN	0	0	0
OTHER HISPANIC	0	0	0
ASIAN	0	0	0
CAMBODIAN	0	0	0
CHINESE	0	0	0
HMONG	0	0	0

DEMOGRAPHIC INFORMATION	APPLICANTS WHO RECEIVED NOTICE OF DENIAL OR DISQUALIFICATION OF LICENSURE	APPLICANTS WHO PROVIDED EVIDENCE OF MITIGATION OR REHABILITATION	APPLICANTS WHO APPEALED ANY DENIAL OR DISQUALIFICATION OF LICENSURE
INDIAN	0	0	0
INDONESIAN	0	0	0
JAPANESE	0	0	0
KOREAN	0	0	0
LAOTIAN	0	0	0
MALAYSIAN	0	0	0
PAKISTANI	0	0	0
SINGAPOREAN	0	0	0
THAI	0	0	0
VIETNAMESE	0	0	0
OTHER ASIAN	0	0	0
NATIVE HAWAIIAN/PACIFIC ISLANDER	0	0	0
FIJIAN	0	0	0
FILIPINO	0	0	0
GUAMANIAN	0	0	0
HAWAIIAN	0	0	0
SAMOAN	0	0	0
TONGAN	0	0	0
OTHER PACIFIC ISLANDER	0	0	0
OTHER NOT LISTED ABOVE	0	0	0

# BEHAVIORAL SCIENCES, BOARD OF

LICENSE TYPE	TOTAL NUMBER OF APPLICATIONS RECEIVED	APPLICATIONS REQUIRING INQUIRIES REGARDING CRIMINAL HISTORY	APPLICANTS WHO RECEIVED NOTICE OF DENIAL OR DISQUALIFICATION OF LICENSURE	APPLICANTS WHO PROVIDED EVIDENCE OF MITIGATION OR REHABILITATION	OUTCOME			APPLICANTS WHO APPEALED ANY DENIAL OR DISQUALIFICATION OF LICENSURE	OUTCOME		
					DENIAL	ISSUED	WITHDRAWN		DENIAL	ISSUED	WITHDRAWN
ASSOCIATE CLINICAL SOCIAL WORKER	3,676	432	9	159	3	143	0	3	0	0	0
ASSOCIATE MARRIAGE AND FAMILY THERAPIST	3,424	345	14	144	2	133	0	9	0	0	0
ASSOCIATE PROFESSIONAL CLINICAL COUNSELOR	1,487	138	1	51	0	47	1	0	0	0	0
LICENSED CLINICAL SOCIAL WORKER	2,581	0	0	0	0	0	0	0	0	0	0
LICENSED EDUCATIONAL PSYCHOLOGIST	192	11	3	2	0	0	0	2	0	0	0
LICENSED MARRIAGE AND FAMILY THERAPIST	2,944	0	0	0	0	0	0	0	0	0	0
LICENSED PROFESSIONAL CLINICAL COUNSELOR	612	0	0	0	0	0	0	0	0	0	0

DEMOGRAPHIC INFORMATION	APPLICANTS WHO RECEIVED NOTICE OF DENIAL OR DISQUALIFICATION OF LICENSURE	APPLICANTS WHO PROVIDED EVIDENCE OF MITIGATION OR REHABILITATION	APPLICANTS WHO APPEALED ANY DENIAL OR DISQUALIFICATION OF LICENSURE
MALE	0	0	0
FEMALE	0	0	0
NONBINARY	0	0	0
DECLINE TO STATE	0	0	0
AFRICAN-AMERICAN/BLACK/ AFRICAN-BORN	0	0	0
AMERICAN INDIAN/NATIVE AMERICAN/ALASKAN NATIVE	0	0	0
CAUCASIAN/WHITE EUROPEAN/ MIDDLE EASTERN	0	0	0
LATINO/HISPANIC	0	0	0
CENTRAL AMERICAN	0	0	0
PUERTO RICAN	0	0	0
CUBAN	0	0	0
SOUTH AMERICAN	0	0	0
MEXICAN	0	0	0
OTHER HISPANIC	0	0	0
ASIAN	0	0	0
CAMBODIAN	0	0	0
CHINESE	0	0	0
HMONG	0	0	0

DEMOGRAPHIC INFORMATION	APPLICANTS WHO RECEIVED NOTICE OF DENIAL OR DISQUALIFICATION OF LICENSURE	APPLICANTS WHO PROVIDED EVIDENCE OF MITIGATION OR REHABILITATION	APPLICANTS WHO APPEALED ANY DENIAL OR DISQUALIFICATION OF LICENSURE
INDIAN	0	0	0
INDONESIAN	0	0	0
JAPANESE	0	0	0
KOREAN	0	0	0
LAOTIAN	0	0	0
MALAYSIAN	0	0	0
PAKISTANI	0	0	0
SINGAPOREAN	0	0	0
THAI	0	0	0
VIETNAMESE	0	0	0
OTHER ASIAN	0	0	0
NATIVE HAWAIIAN/PACIFIC ISLANDER	0	0	0
FIJIAN	0	0	0
FILIPINO	0	0	0
GUAMANIAN	0	0	0
HAWAIIAN	0	0	0
SAMOAN	0	0	0
TONGAN	0	0	0
OTHER PACIFIC ISLANDER	0	0	0
OTHER NOT LISTED ABOVE	0	0	0

CEMETERY AND FUNERAL BUREAU											
LICENSE TYPE	TOTAL NUMBER OF APPLICATIONS RECEIVED	APPLICATIONS REQUIRING INQUIRIES REGARDING CRIMINAL HISTORY	APPLICANTS WHO RECEIVED NOTICE OF DENIAL OR DISQUALIFICATION OF LICENSURE	APPLICANTS WHO PROVIDED EVIDENCE OF MITIGATION OR REHABILITATION	OUTCOME			APPLICANTS WHO APPEALED ANY DENIAL OR DISQUALIFICATION OF LICENSURE	OUTCOME		
					DENIAL	ISSUED	WITHDRAWN		DENIAL	ISSUED	WITHDRAWN
APPRENTICE EMBALMER	257	0	0	0	0	0	0	0	0	0	0
CEMETERY BRANCH BROKER	4	0	0	0	0	0	0	0	0	0	0
CEMETERY BROKER/ADDITIONAL BROKER	37	0	0	0	0	0	0	0	0	0	0
CEMETERY MANAGER	83	0	0	0	0	0	0	0	0	0	0
CEMETERY SALESPERSON	895	12	1	15	0	15	0	0	0	0	0
CERTIFICATE OF AUTHORITY (CEMETERY)	3	0	0	0	0	0	0	0	0	0	0
CREMATED REMAINS DISPOSER	39	0	0	0	0	0	0	0	0	0	0
CREMATORY	19	0	0	0	0	0	0	0	0	0	0
CREMATORY MANAGER	98	0	0	1	0	1	0	0	0	0	0
EMBALMER	62	1	0	1	0	1	0	0	0	0	0
FUNERAL DIRECTOR	266	1	1	1	0	1	0	0	0	0	0
FUNERAL ESTABLISHMENT	24	0	0	0	0	0	0	0	0	0	0
HYDROLYSIS FACILITY	0	0	0	0	0	0	0	0	0	0	0

DEMOGRAPHIC INFORMATION	APPLICANTS WHO RECEIVED NOTICE OF DENIAL OR DISQUALIFICATION OF LICENSURE	APPLICANTS WHO PROVIDED EVIDENCE OF MITIGATION OR REHABILITATION	APPLICANTS WHO APPEALED ANY DENIAL OR DISQUALIFICATION OF LICENSURE
MALE	0	0	0
FEMALE	0	0	0
NONBINARY	0	0	0
DECLINE TO STATE	0	0	0
AFRICAN-AMERICAN/BLACK/ AFRICAN-BORN	0	0	0
AMERICAN INDIAN/NATIVE AMERICAN/ALASKAN NATIVE	0	0	0
CAUCASIAN/WHITE EUROPEAN/ MIDDLE EASTERN	0	0	0
LATINO/HISPANIC	0	0	0
CENTRAL AMERICAN	0	0	0
PUERTO RICAN	0	0	0
CUBAN	0	0	0
SOUTH AMERICAN	0	0	0
MEXICAN	0	0	0
OTHER HISPANIC	0	0	0
ASIAN	0	0	0
CAMBODIAN	0	0	0
CHINESE	0	0	0
HMONG	0	0	0

DEMOGRAPHIC INFORMATION	APPLICANTS WHO RECEIVED NOTICE OF DENIAL OR DISQUALIFICATION OF LICENSURE	APPLICANTS WHO PROVIDED EVIDENCE OF MITIGATION OR REHABILITATION	APPLICANTS WHO APPEALED ANY DENIAL OR DISQUALIFICATION OF LICENSURE
INDIAN	0	0	0
INDONESIAN	0	0	0
JAPANESE	0	0	0
KOREAN	0	0	0
LAOTIAN	0	0	0
MALAYSIAN	0	0	0
PAKISTANI	0	0	0
SINGAPOREAN	0	0	0
THAI	0	0	0
VIETNAMESE	0	0	0
OTHER ASIAN	0	0	0
NATIVE HAWAIIAN/PACIFIC ISLANDER	0	0	0
FIJIAN	0	0	0
FILIPINO	0	0	0
GUAMANIAN	0	0	0
HAWAIIAN	0	0	0
SAMOAN	0	0	0
TONGAN	0	0	0
OTHER PACIFIC ISLANDER	0	0	0
OTHER NOT LISTED ABOVE	0	0	0

# CHIROPRACTIC EXAMINERS, BOARD OF

LICENSE TYPE	TOTAL NUMBER OF APPLICATIONS RECEIVED	APPLICATIONS REQUIRING INQUIRIES REGARDING CRIMINAL HISTORY	APPLICANTS WHO RECEIVED NOTICE OF DENIAL OR DISQUALIFICATION OF LICENSURE	APPLICANTS WHO PROVIDED EVIDENCE OF MITIGATION OR REHABILITATION	OUTCOME			APPLICANTS WHO APPEALED ANY DENIAL OR DISQUALIFICATION OF LICENSURE	OUTCOME		
					DENIAL	ISSUED	WITHDRAWN		DENIAL	ISSUED	WITHDRAWN
DOCTOR CHIROPRACTIC	362	15	1	11	1	8	0	0	0	0	0

DEMOGRAPHIC INFORMATION	APPLICANTS WHO RECEIVED NOTICE OF DENIAL OR DISQUALIFICATION OF LICENSURE	APPLICANTS WHO PROVIDED EVIDENCE OF MITIGATION OR REHABILITATION	APPLICANTS WHO APPEALED ANY DENIAL OR DISQUALIFICATION OF LICENSURE
MALE	0	0	0
FEMALE	0	0	0
NONBINARY	0	0	0
DECLINE TO STATE	0	0	0
AFRICAN-AMERICAN/BLACK/AFRICAN-BORN	0	0	0
AMERICAN INDIAN/NATIVE AMERICAN/ALASKAN NATIVE	0	0	0
CAUCASIAN/WHITE EUROPEAN/MIDDLE EASTERN	0	0	0
LATINO/HISPANIC	0	0	0
CENTRAL AMERICAN	0	0	0
PUERTO RICAN	0	0	0
CUBAN	0	0	0
SOUTH AMERICAN	0	0	0
MEXICAN	0	0	0
OTHER HISPANIC	0	0	0
ASIAN	0	0	0
CAMBODIAN	0	0	0
CHINESE	0	0	0
HMONG	0	0	0

DEMOGRAPHIC INFORMATION	APPLICANTS WHO RECEIVED NOTICE OF DENIAL OR DISQUALIFICATION OF LICENSURE	APPLICANTS WHO PROVIDED EVIDENCE OF MITIGATION OR REHABILITATION	APPLICANTS WHO APPEALED ANY DENIAL OR DISQUALIFICATION OF LICENSURE
INDIAN	0	0	0
INDONESIAN	0	0	0
JAPANESE	0	0	0
KOREAN	0	0	0
LAOTIAN	0	0	0
MALAYSIAN	0	0	0
PAKISTANI	0	0	0
SINGAPOREAN	0	0	0
THAI	0	0	0
VIETNAMESE	0	0	0
OTHER ASIAN	0	0	0
NATIVE HAWAIIAN/PACIFIC ISLANDER	0	0	0
FIJIAN	0	0	0
FILIPINO	0	0	0
GUAMANIAN	0	0	0
HAWAIIAN	0	0	0
SAMOAN	0	0	0
TONGAN	0	0	0
OTHER PACIFIC ISLANDER	0	0	0
OTHER NOT LISTED ABOVE	0	0	0

## CONTRACTORS STATE LICENSE BOARD

LICENSE TYPE	TOTAL NUMBER OF APPLICATIONS RECEIVED	APPLICATIONS REQUIRING INQUIRIES REGARDING CRIMINAL HISTORY	APPLICANTS WHO RECEIVED NOTICE OF DENIAL OR DISQUALIFICATION OF LICENSE	APPLICANTS WHO PROVIDED EVIDENCE OF MITIGATION OR REHABILITATION	OUTCOME			APPLICANTS WHO APPEALED ANY DENIAL OR DISQUALIFICATION OF LICENSE	OUTCOME		
					DENIAL	ISSUED	WITHDRAWN		DENIAL	ISSUED	WITHDRAWN
HOME IMPROVEMENT SALESPERSON	11,707	3,585	3	3	1	0	0	3	1	0	0
ORIGINAL CONTRACTOR'S	24,712	11,439	3	3	2	0	0	3	2	0	0

DEMOGRAPHIC INFORMATION	APPLICANTS WHO RECEIVED NOTICE OF DENIAL OR DISQUALIFICATION OF LICENSE	APPLICANTS WHO PROVIDED EVIDENCE OF MITIGATION OR REHABILITATION	APPLICANTS WHO APPEALED ANY DENIAL OR DISQUALIFICATION OF LICENSE
MALE	0	0	0
FEMALE	0	0	0
NONBINARY	0	0	0
DECLINE TO STATE	0	0	0
AFRICAN-AMERICAN/BLACK/AFRICAN-BORN	0	0	0
AMERICAN INDIAN/NATIVE AMERICAN/ALASKAN NATIVE	0	0	0
CAUCASIAN/WHITE EUROPEAN/MIDDLE EASTERN	0	0	0
LATINO/HISPANIC	0	0	0
CENTRAL AMERICAN	0	0	0
PUERTO RICAN	0	0	0
CUBAN	0	0	0
SOUTH AMERICAN	0	0	0
MEXICAN	0	0	0
OTHER HISPANIC	0	0	0
ASIAN	0	0	0
CAMBODIAN	0	0	0
CHINESE	0	0	0
HMONG	0	0	0

DEMOGRAPHIC INFORMATION	APPLICANTS WHO RECEIVED NOTICE OF DENIAL OR DISQUALIFICATION OF LICENSE	APPLICANTS WHO PROVIDED EVIDENCE OF MITIGATION OR REHABILITATION	APPLICANTS WHO APPEALED ANY DENIAL OR DISQUALIFICATION OF LICENSE
INDIAN	0	0	0
INDONESIAN	0	0	0
JAPANESE	0	0	0
KOREAN	0	0	0
LAOTIAN	0	0	0
MALAYSIAN	0	0	0
PAKISTANI	0	0	0
SINGAPOREAN	0	0	0
THAI	0	0	0
VIETNAMESE	0	0	0
OTHER ASIAN	0	0	0
NATIVE HAWAIIAN/PACIFIC ISLANDER	0	0	0
FIJIAN	0	0	0
FILIPINO	0	0	0
GUAMANIAN	0	0	0
HAWAIIAN	0	0	0
SAMOAN	0	0	0
TONGAN	0	0	0
OTHER PACIFIC ISLANDER	0	0	0
OTHER NOT LISTED ABOVE	0	0	0

# COURT REPORTERS BOARD OF CALIFORNIA

LICENSE TYPE	TOTAL NUMBER OF APPLICATIONS RECEIVED	APPLICATIONS REQUIRING INQUIRIES REGARDING CRIMINAL HISTORY	APPLICANTS WHO RECEIVED NOTICE OF DENIAL OR DISQUALIFICATION OF LICENSURE	APPLICANTS WHO PROVIDED EVIDENCE OF MITIGATION OR REHABILITATION	OUTCOME			APPLICANTS WHO APPEALED ANY DENIAL OR DISQUALIFICATION OF LICENSURE	OUTCOME		
					DENIAL	ISSUED	WITHDRAWN		DENIAL	ISSUED	WITHDRAWN
CERTIFIED SHORTHAND REPORTER	35	0	0	0	0	0	0	0	0	0	0

DEMOGRAPHIC INFORMATION	APPLICANTS WHO RECEIVED NOTICE OF DENIAL OR DISQUALIFICATION OF LICENSURE	APPLICANTS WHO PROVIDED EVIDENCE OF MITIGATION OR REHABILITATION	APPLICANTS WHO APPEALED ANY DENIAL OR DISQUALIFICATION OF LICENSURE
MALE	0	0	0
FEMALE	0	0	0
NONBINARY	0	0	0
DECLINE TO STATE	0	0	0
AFRICAN-AMERICAN/BLACK/ AFRICAN-BORN	0	0	0
AMERICAN INDIAN/NATIVE AMERICAN/ALASKAN NATIVE	0	0	0
CAUCASIAN/WHITE EUROPEAN/ MIDDLE EASTERN	0	0	0
LATINO/HISPANIC	0	0	0
CENTRAL AMERICAN	0	0	0
PUERTO RICAN	0	0	0
CUBAN	0	0	0
SOUTH AMERICAN	0	0	0
MEXICAN	0	0	0
OTHER HISPANIC	0	0	0
ASIAN	0	0	0
CAMBODIAN	0	0	0
CHINESE	0	0	0
HMONG	0	0	0

DEMOGRAPHIC INFORMATION	APPLICANTS WHO RECEIVED NOTICE OF DENIAL OR DISQUALIFICATION OF LICENSURE	APPLICANTS WHO PROVIDED EVIDENCE OF MITIGATION OR REHABILITATION	APPLICANTS WHO APPEALED ANY DENIAL OR DISQUALIFICATION OF LICENSURE
INDIAN	0	0	0
INDONESIAN	0	0	0
JAPANESE	0	0	0
KOREAN	0	0	0
LAOTIAN	0	0	0
MALAYSIAN	0	0	0
PAKISTANI	0	0	0
SINGAPOREAN	0	0	0
THAI	0	0	0
VIETNAMESE	0	0	0
OTHER ASIAN	0	0	0
NATIVE HAWAIIAN/PACIFIC ISLANDER	0	0	0
FIJIAN	0	0	0
FILIPINO	0	0	0
GUAMANIAN	0	0	0
HAWAIIAN	0	0	0
SAMOAN	0	0	0
TONGAN	0	0	0
OTHER PACIFIC ISLANDER	0	0	0
OTHER NOT LISTED ABOVE	0	0	0



DENTAL BOARD OF CALIFORNIA											
LICENSE TYPE	TOTAL NUMBER OF APPLICATIONS RECEIVED	APPLICATIONS REQUIRING INQUIRIES REGARDING CRIMINAL HISTORY	APPLICANTS WHO RECEIVED NOTICE OF DENIAL OR DISQUALIFICATION OF LICENSURE	APPLICANTS WHO PROVIDED EVIDENCE OF MITIGATION OR REHABILITATION	OUTCOME			APPLICANTS WHO APPEALED ANY DENIAL OR DISQUALIFICATION OF LICENSURE	OUTCOME		
					DENIAL	ISSUED	WITHDRAWN		DENIAL	ISSUED	WITHDRAWN
CONSCIOUS SEDATION PERMIT	63	0	0	0	0	0	0	0	0	0	0
DENTAL SEDATION ASSISTANT PERMIT	18	2	0	0	0	0	0	0	0	0	0
DENTIST	1,772	14	0	6	0	0	0	0	0	0	0
ELECTIVE FACIAL COSMETIC SURGERY PERMIT	4	0	0	0	0	0	0	0	0	0	0
GENERAL ANESTHESIA PERMIT	61	0	0	0	0	0	0	0	0	0	0
MEDICAL GENERAL ANESTHESIA PERMIT	37	0	0	0	0	0	0	0	0	0	0
ORAL AND MAXILLOFACIAL SURGEON PERMIT	8	0	0	0	0	0	0	0	0	0	0
ORAL CONSCIOUS SEDATION PERMIT	151	0	0	0	0	0	0	0	0	0	0
ORTHODONTIC ASSISTANT PERMIT	288	13	0	1	0	0	0	0	0	0	0
REGISTERED DENTAL ASSISTANT	2,735	108	5	10	5	0	0	3	0	0	0
REGISTERED DENTAL ASSISTANT IN EXTENDED FUNCTIONS	197	23	0	1	0	0	0	0	0	0	0
SPECIAL PERMIT	6	0	0	0	0	0	0	0	0	0	0

DEMOGRAPHIC INFORMATION	APPLICANTS WHO RECEIVED NOTICE OF DENIAL OR DISQUALIFICATION OF LICENSURE	APPLICANTS WHO PROVIDED EVIDENCE OF MITIGATION OR REHABILITATION	APPLICANTS WHO APPEALED ANY DENIAL OR DISQUALIFICATION OF LICENSURE
MALE	0	3	0
FEMALE	0	0	0
NONBINARY	1	0	0
DECLINE TO STATE	1	0	0
AFRICAN-AMERICAN/BLACK/ AFRICAN-BORN	0	0	0
AMERICAN INDIAN/NATIVE AMERICAN/ALASKAN NATIVE	0	1	0
CAUCASIAN/WHITE EUROPEAN/ MIDDLE EASTERN	0	0	0
LATINO/HISPANIC	0	0	0
CENTRAL AMERICAN	0	0	0
PUERTO RICAN	0	0	0
CUBAN	0	0	0
SOUTH AMERICAN	0	0	0
MEXICAN	0	0	0
OTHER HISPANIC	0	0	0
ASIAN	0	2	0
CAMBODIAN	0	0	0
CHINESE	0	0	0
HMONG	0	0	0

DEMOGRAPHIC INFORMATION	APPLICANTS WHO RECEIVED NOTICE OF DENIAL OR DISQUALIFICATION OF LICENSURE	APPLICANTS WHO PROVIDED EVIDENCE OF MITIGATION OR REHABILITATION	APPLICANTS WHO APPEALED ANY DENIAL OR DISQUALIFICATION OF LICENSURE
INDIAN	0	0	0
INDONESIAN	0	0	0
JAPANESE	0	0	0
KOREAN	0	0	0
LAOTIAN	0	0	0
MALAYSIAN	0	0	0
PAKISTANI	0	0	0
SINGAPOREAN	0	0	0
THAI	0	0	0
VIETNAMESE	0	0	0
OTHER ASIAN	0	0	0
NATIVE HAWAIIAN/PACIFIC ISLANDER	0	0	0
FIJIAN	0	0	0
FILIPINO	0	0	0
GUAMANIAN	0	0	0
HAWAIIAN	0	0	0
SAMOAN	0	0	0
TONGAN	0	0	0
OTHER PACIFIC ISLANDER	0	0	0
OTHER NOT LISTED ABOVE	0	0	0

# DENTAL HYGIENE BOARD OF CALIFORNIA

LICENSE TYPE	TOTAL NUMBER OF APPLICATIONS RECEIVED	APPLICATIONS REQUIRING INQUIRIES REGARDING CRIMINAL HISTORY	APPLICANTS WHO RECEIVED NOTICE OF DENIAL OR DISQUALIFICATION OF LICENSURE	APPLICANTS WHO PROVIDED EVIDENCE OF MITIGATION OR REHABILITATION	OUTCOME			APPLICANTS WHO APPEALED ANY DENIAL OR DISQUALIFICATION OF LICENSURE	OUTCOME		
					DENIAL	ISSUED	WITHDRAWN		DENIAL	ISSUED	WITHDRAWN
REGISTERED DENTAL HYGIENIST	840	17	9	15	3	7	3	7	0	0	0
REGISTERED DENTAL HYGIENIST IN ALTERNATE PRACTICE	78	2	0	0	0	0	0	0	0	0	0
REGISTERED DENTAL HYGIENIST IN EXTENDED FUNCTIONS	0	0	0	0	0	0	0	0	0	0	0

DEMOGRAPHIC INFORMATION	APPLICANTS WHO RECEIVED NOTICE OF DENIAL OR DISQUALIFICATION OF LICENSURE	APPLICANTS WHO PROVIDED EVIDENCE OF MITIGATION OR REHABILITATION	APPLICANTS WHO APPEALED ANY DENIAL OR DISQUALIFICATION OF LICENSURE
MALE	0	0	0
FEMALE	1	5	0
NONBINARY	0	0	0
DECLINE TO STATE	0	2	0
AFRICAN-AMERICAN/BLACK/ AFRICAN-BORN	0	0	0
AMERICAN INDIAN/NATIVE AMERICAN/ALASKAN NATIVE	0	0	0
CAUCASIAN/WHITE EUROPEAN/ MIDDLE EASTERN	0	1	0
LATINO/HISPANIC	0	1	0
CENTRAL AMERICAN	1	0	0
PUERTO RICAN	0	0	0
CUBAN	0	0	0
SOUTH AMERICAN	0	0	0
MEXICAN	0	0	0
OTHER HISPANIC	0	0	0
ASIAN	0	1	0
CAMBODIAN	0	0	0
CHINESE	0	0	0
HMONG	0	0	0

DEMOGRAPHIC INFORMATION	APPLICANTS WHO RECEIVED NOTICE OF DENIAL OR DISQUALIFICATION OF LICENSURE	APPLICANTS WHO PROVIDED EVIDENCE OF MITIGATION OR REHABILITATION	APPLICANTS WHO APPEALED ANY DENIAL OR DISQUALIFICATION OF LICENSURE
INDIAN	0	0	0
INDONESIAN	0	0	0
JAPANESE	0	0	0
KOREAN	0	0	0
LAOTIAN	0	0	0
MALAYSIAN	0	0	0
PAKISTANI	0	0	0
SINGAPOREAN	0	0	0
THAI	0	0	0
VIETNAMESE	0	0	0
OTHER ASIAN	0	0	0
NATIVE HAWAIIAN/PACIFIC ISLANDER	0	0	0
FIJIAN	0	0	0
FILIPINO	0	0	0
GUAMANIAN	0	0	0
HAWAIIAN	0	0	0
SAMOAN	0	0	0
TONGAN	0	0	0
OTHER PACIFIC ISLANDER	0	0	0
OTHER NOT LISTED ABOVE	0	0	0

## HOUSEHOLD GOODS AND SERVICES, BUREAU OF

LICENSE TYPE	TOTAL NUMBER OF APPLICATIONS RECEIVED	APPLICATIONS REQUIRING INQUIRIES REGARDING CRIMINAL HISTORY	APPLICANTS WHO RECEIVED NOTICE OF DENIAL OR DISQUALIFICATION OF LICENSURE	APPLICANTS WHO PROVIDED EVIDENCE OF MITIGATION OR REHABILITATION	OUTCOME			APPLICANTS WHO APPEALED ANY DENIAL OR DISQUALIFICATION OF LICENSURE	OUTCOME		
					DENIAL	ISSUED	WITHDRAWN		DENIAL	ISSUED	WITHDRAWN
APPLIANCE SERVICE DEALER	353	0	0	0	0	0	0	0	0	0	0
BEDDING RETAILER	5	0	0	0	0	0	0	0	0	0	0
COMBINATION SERVICE DEALER	15	0	0	0	0	0	0	0	0	0	0
CUSTOMER UPHOLSTERER	51	0	0	0	0	0	0	0	0	0	0
ELECTRONIC SERVICE DEALER	231	0	0	0	0	0	0	0	0	0	0
FURNITURE AND BEDDING MANUFACTURER	94	0	0	0	0	0	0	0	0	0	0
FURNITURE AND BEDDING RETAILER	308	0	0	0	0	0	0	0	0	0	0
FURNITURE AND BEDDING WHOLESALER	11	0	0	0	0	0	0	0	0	0	0
FURNITURE RETAILER	108	0	0	0	0	0	0	0	0	0	0
HOUSEHOLD MOVERS	193	0	0	0	0	0	0	0	0	0	0
IMPORTER	889	0	0	0	0	0	0	0	0	0	0
SANITIZER	8	0	0	0	0	0	0	0	0	0	0
SERVICE CONTRACT ADMINISTRATOR	6	0	0	0	0	0	0	0	0	0	0
SERVICE CONTRACT SELLER	420	0	0	0	0	0	0	0	0	0	0
SUPPLY DEALER	5	0	0	0	0	0	0	0	0	0	0
THERMAL INSULATION MANUFACTURER	7	0	0	0	0	0	0	0	0	0	0

DEMOGRAPHIC INFORMATION	APPLICANTS WHO RECEIVED NOTICE OF DENIAL OR DISQUALIFICATION OF LICENSURE	APPLICANTS WHO PROVIDED EVIDENCE OF MITIGATION OR REHABILITATION	APPLICANTS WHO APPEALED ANY DENIAL OR DISQUALIFICATION OF LICENSURE
MALE	0	0	0
FEMALE	0	0	0
NONBINARY	0	0	0
DECLINE TO STATE	0	0	0
AFRICAN-AMERICAN/BLACK/AFRICAN-BORN	0	0	0
AMERICAN INDIAN/NATIVE AMERICAN/ALASKAN NATIVE	0	0	0
CAUCASIAN/WHITE EUROPEAN/MIDDLE EASTERN	0	0	0
LATINO/HISPANIC	0	0	0
CENTRAL AMERICAN	0	0	0
PUERTO RICAN	0	0	0
CUBAN	0	0	0
SOUTH AMERICAN	0	0	0
MEXICAN	0	0	0
OTHER HISPANIC	0	0	0
ASIAN	0	0	0
CAMBODIAN	0	0	0
CHINESE	0	0	0
HMONG	0	0	0

DEMOGRAPHIC INFORMATION	APPLICANTS WHO RECEIVED NOTICE OF DENIAL OR DISQUALIFICATION OF LICENSURE	APPLICANTS WHO PROVIDED EVIDENCE OF MITIGATION OR REHABILITATION	APPLICANTS WHO APPEALED ANY DENIAL OR DISQUALIFICATION OF LICENSURE
INDIAN	0	0	0
INDONESIAN	0	0	0
JAPANESE	0	0	0
KOREAN	0	0	0
LAOTIAN	0	0	0
MALAYSIAN	0	0	0
PAKISTANI	0	0	0
SINGAPOREAN	0	0	0
THAI	0	0	0
VIETNAMESE	0	0	0
OTHER ASIAN	0	0	0
NATIVE HAWAIIAN/PACIFIC ISLANDER	0	0	0
FIJIAN	0	0	0
FILIPINO	0	0	0
GUAMANIAN	0	0	0
HAWAIIAN	0	0	0
SAMOAN	0	0	0
TONGAN	0	0	0
OTHER PACIFIC ISLANDER	0	0	0
OTHER NOT LISTED ABOVE	0	0	0

# MEDICAL BOARD OF CALIFORNIA

LICENSE TYPE	TOTAL NUMBER OF APPLICATIONS RECEIVED	APPLICATIONS REQUIRING INQUIRIES REGARDING CRIMINAL HISTORY	APPLICANTS WHO RECEIVED NOTICE OF DENIAL OR DISQUALIFICATION OF LICENSURE	APPLICANTS WHO PROVIDED EVIDENCE OF MITIGATION OR REHABILITATION	OUTCOME			APPLICANTS WHO APPEALED ANY DENIAL OR DISQUALIFICATION OF LICENSURE	OUTCOME		
					DENIAL	ISSUED	WITHDRAWN		DENIAL	ISSUED	WITHDRAWN
FICTITIOUS NAME PERMIT	1,733	0	0	0	0	0	0	0	0	0	0
LICENSED MIDWIFE	31	0	0	0	0	0	0	0	0	0	0
PHYSICIAN AND SURGEON	7,910	34	1	13	1	10	0	0	0	0	0
POLYSOMNOGRAPHIC TECHNICIAN	18	0	0	0	0	0	0	0	0	0	0
POLYSOMNOGRAPHIC TECHNOLOGIST	38	0	0	0	0	0	0	0	0	0	0
POLYSOMNOGRAPHIC TRAINEE	24	0	0	0	0	0	0	0	0	0	0
POSTGRADUATE TRAINING	2,924	12	0	6	0	6	0	0	0	0	0
RESEARCH PSYCHOANALYST	8	0	0	0	0	0	0	0	0	0	0
SPECIAL FACULTY	3	0	0	0	0	0	0	0	0	0	0
SPECIAL PROGRAMS (INDIVIDUAL)	49	0	0	0	0	0	0	0	0	0	0

DEMOGRAPHIC INFORMATION	APPLICANTS WHO RECEIVED NOTICE OF DENIAL OR DISQUALIFICATION OF LICENSURE	APPLICANTS WHO PROVIDED EVIDENCE OF MITIGATION OR REHABILITATION	APPLICANTS WHO APPEALED ANY DENIAL OR DISQUALIFICATION OF LICENSURE
MALE	0	7	0
FEMALE	0	0	0
NONBINARY	0	1	0
DECLINE TO STATE	0	0	0
AFRICAN-AMERICAN/BLACK/AFRICAN-BORN	0	1	0
AMERICAN INDIAN/NATIVE AMERICAN/ALASKAN NATIVE	0	0	0
CAUCASIAN/WHITE EUROPEAN/MIDDLE EASTERN	0	2	0
LATINO/HISPANIC	0	0	0
CENTRAL AMERICAN	0	0	0
PUERTO RICAN	0	0	0
CUBAN	0	0	0
SOUTH AMERICAN	0	0	0
MEXICAN	0	0	0
OTHER HISPANIC	0	0	0
ASIAN	0	0	0
CAMBODIAN	0	1	0
CHINESE	0	0	0
HMONG	0	0	0

DEMOGRAPHIC INFORMATION	APPLICANTS WHO RECEIVED NOTICE OF DENIAL OR DISQUALIFICATION OF LICENSURE	APPLICANTS WHO PROVIDED EVIDENCE OF MITIGATION OR REHABILITATION	APPLICANTS WHO APPEALED ANY DENIAL OR DISQUALIFICATION OF LICENSURE
INDIAN	0	2	0
INDONESIAN	0	0	0
JAPANESE	0	0	0
KOREAN	0	0	0
LAOTIAN	0	0	0
MALAYSIAN	0	0	0
PAKISTANI	0	0	0
SINGAPOREAN	0	1	0
THAI	0	0	0
VIETNAMESE	0	0	0
OTHER ASIAN	0	0	0
NATIVE HAWAIIAN/PACIFIC ISLANDER	0	0	0
FIJIAN	0	0	0
FILIPINO	0	0	0
GUAMANIAN	0	0	0
HAWAIIAN	0	0	0
SAMOAN	0	0	0
TONGAN	0	0	0
OTHER PACIFIC ISLANDER	0	0	0
OTHER NOT LISTED ABOVE	0	1	0

## NATUROPATHIC MEDICINE COMMITTEE

LICENSE TYPE	TOTAL NUMBER OF APPLICATIONS RECEIVED	APPLICATIONS REQUIRING INQUIRIES REGARDING CRIMINAL HISTORY	APPLICANTS WHO RECEIVED NOTICE OF DENIAL OR DISQUALIFICATION OF LICENSURE	APPLICANTS WHO PROVIDED EVIDENCE OF MITIGATION OR REHABILITATION	OUTCOME			APPLICANTS WHO APPEALED ANY DENIAL OR DISQUALIFICATION OF LICENSURE	OUTCOME		
					DENIAL	ISSUED	WITHDRAWN		DENIAL	ISSUED	WITHDRAWN
NATUROPATHIC DOCTOR	202	0	0	0	0	0	0	0	0	0	0

DEMOGRAPHIC INFORMATION	APPLICANTS WHO RECEIVED NOTICE OF DENIAL OR DISQUALIFICATION OF LICENSURE	APPLICANTS WHO PROVIDED EVIDENCE OF MITIGATION OR REHABILITATION	APPLICANTS WHO APPEALED ANY DENIAL OR DISQUALIFICATION OF LICENSURE
MALE	0	0	0
FEMALE	0	0	0
NONBINARY	0	0	0
DECLINE TO STATE	0	0	0
AFRICAN-AMERICAN/BLACK/ AFRICAN-BORN	0	0	0
AMERICAN INDIAN/NATIVE AMERICAN/ALASKAN NATIVE	0	0	0
CAUCASIAN/WHITE EUROPEAN/ MIDDLE EASTERN	0	0	0
LATINO/HISPANIC	0	0	0
CENTRAL AMERICAN	0	0	0
PUERTO RICAN	0	0	0
CUBAN	0	0	0
SOUTH AMERICAN	0	0	0
MEXICAN	0	0	0
OTHER HISPANIC	0	0	0
ASIAN	0	0	0
CAMBODIAN	0	0	0
CHINESE	0	0	0
HMONG	0	0	0

DEMOGRAPHIC INFORMATION	APPLICANTS WHO RECEIVED NOTICE OF DENIAL OR DISQUALIFICATION OF LICENSURE	APPLICANTS WHO PROVIDED EVIDENCE OF MITIGATION OR REHABILITATION	APPLICANTS WHO APPEALED ANY DENIAL OR DISQUALIFICATION OF LICENSURE
INDIAN	0	0	0
INDONESIAN	0	0	0
JAPANESE	0	0	0
KOREAN	0	0	0
LAOTIAN	0	0	0
MALAYSIAN	0	0	0
PAKISTANI	0	0	0
SINGAPOREAN	0	0	0
THAI	0	0	0
VIETNAMESE	0	0	0
OTHER ASIAN	0	0	0
NATIVE HAWAIIAN/PACIFIC ISLANDER	0	0	0
FIJIAN	0	0	0
FILIPINO	0	0	0
GUAMANIAN	0	0	0
HAWAIIAN	0	0	0
SAMOAN	0	0	0
TONGAN	0	0	0
OTHER PACIFIC ISLANDER	0	0	0
OTHER NOT LISTED ABOVE	0	0	0

# OCCUPATIONAL THERAPY, CALIFORNIA BOARD OF

LICENSE TYPE	TOTAL NUMBER OF APPLICATIONS RECEIVED	APPLICATIONS REQUIRING INQUIRIES REGARDING CRIMINAL HISTORY	APPLICANTS WHO RECEIVED NOTICE OF DENIAL OR DISQUALIFICATION OF LICENSURE	APPLICANTS WHO PROVIDED EVIDENCE OF MITIGATION OR REHABILITATION	OUTCOME			APPLICANTS WHO APPEALED ANY DENIAL OR DISQUALIFICATION OF LICENSURE	OUTCOME		
					DENIAL	ISSUED	WITHDRAWN		DENIAL	ISSUED	WITHDRAWN
OCCUPATIONAL THERAPIST	1,624	49	1	5	0	4	0	0	0	0	0
OCCUPATIONAL THERAPIST LIMITED	116	1	0	1	0	1	0	0	0	0	0
OCCUPATIONAL THERAPY ASSISTANT	503	25	0	3	0	3	0	0	0	0	0
OCCUPATIONAL THERAPY ASSISTANT LIMITED	31	0	0	0	0	0	0	0	0	0	0

DEMOGRAPHIC INFORMATION	APPLICANTS WHO RECEIVED NOTICE OF DENIAL OR DISQUALIFICATION OF LICENSURE	APPLICANTS WHO PROVIDED EVIDENCE OF MITIGATION OR REHABILITATION	APPLICANTS WHO APPEALED ANY DENIAL OR DISQUALIFICATION OF LICENSURE
MALE	0	0	0
FEMALE	0	0	0
NONBINARY	0	0	0
DECLINE TO STATE	0	0	0
AFRICAN-AMERICAN/BLACK/ AFRICAN-BORN	0	0	0
AMERICAN INDIAN/NATIVE AMERICAN/ALASKAN NATIVE	0	0	0
CAUCASIAN/WHITE EUROPEAN/ MIDDLE EASTERN	0	0	0
LATINO/HISPANIC	0	0	0
CENTRAL AMERICAN	0	0	0
PUERTO RICAN	0	0	0
CUBAN	0	0	0
SOUTH AMERICAN	0	0	0
MEXICAN	0	0	0
OTHER HISPANIC	0	0	0
ASIAN	0	0	0
CAMBODIAN	0	0	0
CHINESE	0	0	0
HMONG	0	0	0

DEMOGRAPHIC INFORMATION	APPLICANTS WHO RECEIVED NOTICE OF DENIAL OR DISQUALIFICATION OF LICENSURE	APPLICANTS WHO PROVIDED EVIDENCE OF MITIGATION OR REHABILITATION	APPLICANTS WHO APPEALED ANY DENIAL OR DISQUALIFICATION OF LICENSURE
INDIAN	0	0	0
INDONESIAN	0	0	0
JAPANESE	0	0	0
KOREAN	0	0	0
LAOTIAN	0	0	0
MALAYSIAN	0	0	0
PAKISTANI	0	0	0
SINGAPOREAN	0	0	0
THAI	0	0	0
VIETNAMESE	0	0	0
OTHER ASIAN	0	0	0
NATIVE HAWAIIAN/PACIFIC ISLANDER	0	0	0
FIJIAN	0	0	0
FILIPINO	0	0	0
GUAMANIAN	0	0	0
HAWAIIAN	0	0	0
SAMOAN	0	0	0
TONGAN	0	0	0
OTHER PACIFIC ISLANDER	0	0	0
OTHER NOT LISTED ABOVE	0	0	0



# OPTOMETRY, CALIFORNIA STATE BOARD OF

LICENSE TYPE	TOTAL NUMBER OF APPLICATIONS RECEIVED	APPLICATIONS REQUIRING INQUIRIES REGARDING CRIMINAL HISTORY	APPLICANTS WHO RECEIVED NOTICE OF DENIAL OR DISQUALIFICATION OF LICENSURE	APPLICANTS WHO PROVIDED EVIDENCE OF MITIGATION OR REHABILITATION	OUTCOME			APPLICANTS WHO APPEALED ANY DENIAL OR DISQUALIFICATION OF LICENSURE	OUTCOME		
					DENIAL	ISSUED	WITHDRAWN		DENIAL	ISSUED	WITHDRAWN
OPTOMETRIST	287	71	0	0	0	0	0	0	0	0	0
REGISTERED CONTACT LENS DISPENSER	151	0	0	0	0	0	0	0	0	0	0
REGISTERED SPECTACLE LENS DISPENSER	398	0	0	0	0	0	0	0	0	0	0

DEMOGRAPHIC INFORMATION	APPLICANTS WHO RECEIVED NOTICE OF DENIAL OR DISQUALIFICATION OF LICENSURE	APPLICANTS WHO PROVIDED EVIDENCE OF MITIGATION OR REHABILITATION	APPLICANTS WHO APPEALED ANY DENIAL OR DISQUALIFICATION OF LICENSURE
MALE	0	0	0
FEMALE	0	0	0
NONBINARY	0	0	0
DECLINE TO STATE	0	0	0
AFRICAN-AMERICAN/BLACK/AFRICAN-BORN	0	0	0
AMERICAN INDIAN/NATIVE AMERICAN/ALASKAN NATIVE	0	0	0
CAUCASIAN/WHITE EUROPEAN/MIDDLE EASTERN	0	0	0
LATINO/HISPANIC	0	0	0
CENTRAL AMERICAN	0	0	0
PUERTO RICAN	0	0	0
CUBAN	0	0	0
SOUTH AMERICAN	0	0	0
MEXICAN	0	0	0
OTHER HISPANIC	0	0	0
ASIAN	0	0	0
CAMBODIAN	0	0	0
CHINESE	0	0	0
HMONG	0	0	0

DEMOGRAPHIC INFORMATION	APPLICANTS WHO RECEIVED NOTICE OF DENIAL OR DISQUALIFICATION OF LICENSURE	APPLICANTS WHO PROVIDED EVIDENCE OF MITIGATION OR REHABILITATION	APPLICANTS WHO APPEALED ANY DENIAL OR DISQUALIFICATION OF LICENSURE
INDIAN	0	0	0
INDONESIAN	0	0	0
JAPANESE	0	0	0
KOREAN	0	0	0
LAOTIAN	0	0	0
MALAYSIAN	0	0	0
PAKISTANI	0	0	0
SINGAPOREAN	0	0	0
THAI	0	0	0
VIETNAMESE	0	0	0
OTHER ASIAN	0	0	0
NATIVE HAWAIIAN/PACIFIC ISLANDER	0	0	0
FIJIAN	0	0	0
FILIPINO	0	0	0
GUAMANIAN	0	0	0
HAWAIIAN	0	0	0
SAMOAN	0	0	0
TONGAN	0	0	0
OTHER PACIFIC ISLANDER	0	0	0
OTHER NOT LISTED ABOVE	0	0	0

# OSTEOPATHIC MEDICAL BOARD OF CALIFORNIA

LICENSE TYPE	TOTAL NUMBER OF APPLICATIONS RECEIVED	APPLICATIONS REQUIRING INQUIRIES REGARDING CRIMINAL HISTORY	APPLICANTS WHO RECEIVED NOTICE OF DENIAL OR DISQUALIFICATION OF LICENSURE	APPLICANTS WHO PROVIDED EVIDENCE OF MITIGATION OR REHABILITATION	OUTCOME			APPLICANTS WHO APPEALED ANY DENIAL OR DISQUALIFICATION OF LICENSURE	OUTCOME		
					DENIAL	ISSUED	WITHDRAWN		DENIAL	ISSUED	WITHDRAWN
OSTEOPATHIC PHYSICIAN AND SURGEON	1,229	0	0	0	0	0	0	0	0	0	0
POSTGRADUATE TRAINING	559	0	0	0	0	0	0	0	0	0	0

DEMOGRAPHIC INFORMATION	APPLICANTS WHO RECEIVED NOTICE OF DENIAL OR DISQUALIFICATION OF LICENSURE	APPLICANTS WHO PROVIDED EVIDENCE OF MITIGATION OR REHABILITATION	APPLICANTS WHO APPEALED ANY DENIAL OR DISQUALIFICATION OF LICENSURE
MALE	0	0	0
FEMALE	0	0	0
NONBINARY	0	0	0
DECLINE TO STATE	0	0	0
AFRICAN-AMERICAN/BLACK/ AFRICAN-BORN	0	0	0
AMERICAN INDIAN/NATIVE AMERICAN/ALASKAN NATIVE	0	0	0
CAUCASIAN/WHITE EUROPEAN/ MIDDLE EASTERN	0	0	0
LATINO/HISPANIC	0	0	0
CENTRAL AMERICAN	0	0	0
PUERTO RICAN	0	0	0
CUBAN	0	0	0
SOUTH AMERICAN	0	0	0
MEXICAN	0	0	0
OTHER HISPANIC	0	0	0
ASIAN	0	0	0
CAMBODIAN	0	0	0
CHINESE	0	0	0
HMONG	0	0	0

DEMOGRAPHIC INFORMATION	APPLICANTS WHO RECEIVED NOTICE OF DENIAL OR DISQUALIFICATION OF LICENSURE	APPLICANTS WHO PROVIDED EVIDENCE OF MITIGATION OR REHABILITATION	APPLICANTS WHO APPEALED ANY DENIAL OR DISQUALIFICATION OF LICENSURE
INDIAN	0	0	0
INDONESIAN	0	0	0
JAPANESE	0	0	0
KOREAN	0	0	0
LAOTIAN	0	0	0
MALAYSIAN	0	0	0
PAKISTANI	0	0	0
SINGAPOREAN	0	0	0
THAI	0	0	0
VIETNAMESE	0	0	0
OTHER ASIAN	0	0	0
NATIVE HAWAIIAN/PACIFIC ISLANDER	0	0	0
FIJIAN	0	0	0
FILIPINO	0	0	0
GUAMANIAN	0	0	0
HAWAIIAN	0	0	0
SAMOAN	0	0	0
TONGAN	0	0	0
OTHER PACIFIC ISLANDER	0	0	0
OTHER NOT LISTED ABOVE	0	0	0

# PHARMACY, CALIFORNIA STATE BOARD OF

LICENSE TYPE	TOTAL NUMBER OF APPLICATIONS RECEIVED	APPLICATIONS REQUIRING INQUIRIES REGARDING CRIMINAL HISTORY	APPLICANTS WHO RECEIVED NOTICE OF DENIAL OR DISQUALIFICATION OF LICENSURE	APPLICANTS WHO PROVIDED EVIDENCE OF MITIGATION OR REHABILITATION	OUTCOME			APPLICANTS WHO APPEALED ANY DENIAL OR DISQUALIFICATION OF LICENSURE	OUTCOME		
					DENIAL	ISSUED	WITHDRAWN		DENIAL	ISSUED	WITHDRAWN
ADVANCED PRACTICE PHARMACIST	140	1	0	0	0	0	0	0	0	0	0
DESIGNATED PARAMEDIC	1	0	0	0	0	0	0	0	0	0	0
DESIGNATED REPRESENTATIVE	379	41	0	1	0	1	0	0	0	0	0
DESIGNATED REPRESENTATIVE—3PL	116	10	1	1	0	0	0	0	0	0	0
DESIGNATED REPRESENTATIVE—REVERSE DISTRIBUTOR	8	3	0	0	0	0	0	0	0	0	0
DESIGNATED REPRESENTATIVE VET	3	2	0	0	0	0	0	0	0	0	0
INTERN PHARMACIST	1,534	119	0	1	0	1	0	0	0	0	0
PHARMACIST	1,701	0	0	3	0	0	0	0	0	0	0
PHARMACY TECHNICIAN	5,478	430	28	12	3	7	1	9*	0	0	1
PHARMACIST EXAMINATION APPLICATIONS	2,135	124	1	0	0	0	0	0	0	0	0

DEMOGRAPHIC INFORMATION	APPLICANTS WHO RECEIVED NOTICE OF DENIAL OR DISQUALIFICATION OF LICENSURE	APPLICANTS WHO PROVIDED EVIDENCE OF MITIGATION OR REHABILITATION	APPLICANTS WHO APPEALED ANY DENIAL OR DISQUALIFICATION OF LICENSURE
MALE	0	0	0
FEMALE	0	2	0
NONBINARY	0	0	0
DECLINE TO STATE	0	0	0
AFRICAN-AMERICAN/BLACK/AFRICAN-BORN	0	0	0
AMERICAN INDIAN/NATIVE AMERICAN/ALASKAN NATIVE	0	0	0
CAUCASIAN/WHITE EUROPEAN/MIDDLE EASTERN	0	1	0
LATINO/HISPANIC	0	1	0
CENTRAL AMERICAN	0	0	0
PUERTO RICAN	0	0	0
CUBAN	0	0	0
SOUTH AMERICAN	0	0	0
MEXICAN	0	0	0
OTHER HISPANIC	0	0	0
ASIAN	0	0	0
CAMBODIAN	0	0	0
CHINESE	0	0	0
HMONG	0	0	0

DEMOGRAPHIC INFORMATION	APPLICANTS WHO RECEIVED NOTICE OF DENIAL OR DISQUALIFICATION OF LICENSURE	APPLICANTS WHO PROVIDED EVIDENCE OF MITIGATION OR REHABILITATION	APPLICANTS WHO APPEALED ANY DENIAL OR DISQUALIFICATION OF LICENSURE
INDIAN	0	0	0
INDONESIAN	0	0	0
JAPANESE	0	0	0
KOREAN	0	0	0
LAOTIAN	0	0	0
MALAYSIAN	0	0	0
PAKISTANI	0	0	0
SINGAPOREAN	0	0	0
THAI	0	0	0
VIETNAMESE	0	0	0
OTHER ASIAN	0	0	0
NATIVE HAWAIIAN/PACIFIC ISLANDER	0	0	0
FIJIAN	0	0	0
FILIPINO	0	0	0
GUAMANIAN	0	0	0
HAWAIIAN	0	0	0
SAMOAN	0	0	0
TONGAN	0	0	0
OTHER PACIFIC ISLANDER	0	0	0
OTHER NOT LISTED ABOVE	0	0	0

\* Eight appeals still pending outcome.

# PHYSICAL THERAPY BOARD OF CALIFORNIA

LICENSE TYPE	TOTAL NUMBER OF APPLICATIONS RECEIVED	APPLICATIONS REQUIRING INQUIRIES REGARDING CRIMINAL HISTORY	APPLICANTS WHO RECEIVED NOTICE OF DENIAL OR DISQUALIFICATION OF LICENSURE	APPLICANTS WHO PROVIDED EVIDENCE OF MITIGATION OR REHABILITATION	OUTCOME			APPLICANTS WHO APPEALED ANY DENIAL OR DISQUALIFICATION OF LICENSURE	OUTCOME		
					DENIAL	ISSUED	WITHDRAWN		DENIAL	ISSUED	WITHDRAWN
PHYSICAL THERAPIST	2,057	16	2	2	0	0	0	1	0	0	0
PHYSICAL THERAPIST ASSISTANT	778	34	2	2	0	0	0	1	0	0	1

DEMOGRAPHIC INFORMATION	APPLICANTS WHO RECEIVED NOTICE OF DENIAL OR DISQUALIFICATION OF LICENSURE	APPLICANTS WHO PROVIDED EVIDENCE OF MITIGATION OR REHABILITATION	APPLICANTS WHO APPEALED ANY DENIAL OR DISQUALIFICATION OF LICENSURE
MALE	0	0	0
FEMALE	0	0	0
NONBINARY	0	0	0
DECLINE TO STATE	0	0	0
AFRICAN-AMERICAN/BLACK/ AFRICAN-BORN	0	0	0
AMERICAN INDIAN/NATIVE AMERICAN/ALASKAN NATIVE	0	0	0
CAUCASIAN/WHITE EUROPEAN/ MIDDLE EASTERN	0	0	0
LATINO/HISPANIC	0	0	0
CENTRAL AMERICAN	0	0	0
PUERTO RICAN	0	0	0
CUBAN	0	0	0
SOUTH AMERICAN	0	0	0
MEXICAN	0	0	0
OTHER HISPANIC	0	0	0
ASIAN	0	0	0
CAMBODIAN	0	0	0
CHINESE	0	0	0
HMONG	0	0	0

DEMOGRAPHIC INFORMATION	APPLICANTS WHO RECEIVED NOTICE OF DENIAL OR DISQUALIFICATION OF LICENSURE	APPLICANTS WHO PROVIDED EVIDENCE OF MITIGATION OR REHABILITATION	APPLICANTS WHO APPEALED ANY DENIAL OR DISQUALIFICATION OF LICENSURE
INDIAN	0	0	0
INDONESIAN	0	0	0
JAPANESE	0	0	0
KOREAN	0	0	0
LAOTIAN	0	0	0
MALAYSIAN	0	0	0
PAKISTANI	0	0	0
SINGAPOREAN	0	0	0
THAI	0	0	0
VIETNAMESE	0	0	0
OTHER ASIAN	0	0	0
NATIVE HAWAIIAN/PACIFIC ISLANDER	0	0	0
FIJIAN	0	0	0
FILIPINO	0	0	0
GUAMANIAN	0	0	0
HAWAIIAN	0	0	0
SAMOAN	0	0	0
TONGAN	0	0	0
OTHER PACIFIC ISLANDER	0	0	0
OTHER NOT LISTED ABOVE	0	0	0

PHYSICIAN ASSISTANT BOARD											
LICENSE TYPE	TOTAL NUMBER OF APPLICATIONS RECEIVED	APPLICATIONS REQUIRING INQUIRIES REGARDING CRIMINAL HISTORY	APPLICANTS WHO RECEIVED NOTICE OF DENIAL OR DISQUALIFICATION OF LICENSURE	APPLICANTS WHO PROVIDED EVIDENCE OF MITIGATION OR REHABILITATION	OUTCOME			APPLICANTS WHO APPEALED ANY DENIAL OR DISQUALIFICATION OF LICENSURE	OUTCOME		
					DENIAL	ISSUED	WITHDRAWN		DENIAL	ISSUED	WITHDRAWN
PHYSICIAN ASSISTANT	1,723	31	1	31	1	27	2	0	0	0	0

DEMOGRAPHIC INFORMATION	APPLICANTS WHO RECEIVED NOTICE OF DENIAL OR DISQUALIFICATION OF LICENSURE	APPLICANTS WHO PROVIDED EVIDENCE OF MITIGATION OR REHABILITATION	APPLICANTS WHO APPEALED ANY DENIAL OR DISQUALIFICATION OF LICENSURE
MALE	0	0	0
FEMALE	0	0	0
NONBINARY	0	0	0
DECLINE TO STATE	0	0	0
AFRICAN-AMERICAN/BLACK/ AFRICAN-BORN	0	0	0
AMERICAN INDIAN/NATIVE AMERICAN/ALASKAN NATIVE	0	0	0
CAUCASIAN/WHITE EUROPEAN/ MIDDLE EASTERN	0	0	0
LATINO/HISPANIC	0	0	0
CENTRAL AMERICAN	0	0	0
PUERTO RICAN	0	0	0
CUBAN	0	0	0
SOUTH AMERICAN	0	0	0
MEXICAN	0	0	0
OTHER HISPANIC	0	0	0
ASIAN	0	0	0
CAMBODIAN	0	0	0
CHINESE	0	0	0
HMONG	0	0	0

DEMOGRAPHIC INFORMATION	APPLICANTS WHO RECEIVED NOTICE OF DENIAL OR DISQUALIFICATION OF LICENSURE	APPLICANTS WHO PROVIDED EVIDENCE OF MITIGATION OR REHABILITATION	APPLICANTS WHO APPEALED ANY DENIAL OR DISQUALIFICATION OF LICENSURE
INDIAN	0	0	0
INDONESIAN	0	0	0
JAPANESE	0	0	0
KOREAN	0	0	0
LAOTIAN	0	0	0
MALAYSIAN	0	0	0
PAKISTANI	0	0	0
SINGAPOREAN	0	0	0
THAI	0	0	0
VIETNAMESE	0	0	0
OTHER ASIAN	0	0	0
NATIVE HAWAIIAN/PACIFIC ISLANDER	0	0	0
FIJIAN	0	0	0
FILIPINO	0	0	0
GUAMANIAN	0	0	0
HAWAIIAN	0	0	0
SAMOAN	0	0	0
TONGAN	0	0	0
OTHER PACIFIC ISLANDER	0	0	0
OTHER NOT LISTED ABOVE	0	0	0

# PODIATRIC MEDICAL BOARD OF CALIFORNIA

LICENSE TYPE	TOTAL NUMBER OF APPLICATIONS RECEIVED	APPLICATIONS REQUIRING INQUIRIES REGARDING CRIMINAL HISTORY	APPLICANTS WHO RECEIVED NOTICE OF DENIAL OR DISQUALIFICATION OF LICENSURE	APPLICANTS WHO PROVIDED EVIDENCE OF MITIGATION OR REHABILITATION	OUTCOME			APPLICANTS WHO APPEALED ANY DENIAL OR DISQUALIFICATION OF LICENSURE	OUTCOME		
					DENIAL	ISSUED	WITHDRAWN		DENIAL	ISSUED	WITHDRAWN
DOCTOR OF PODIATRIC MEDICINE	106	0	0	0	0	0	0	0	0	0	0
RESIDENT STATUS	51	0	0	0	0	0	0	0	0	0	0

DEMOGRAPHIC INFORMATION	APPLICANTS WHO RECEIVED NOTICE OF DENIAL OR DISQUALIFICATION OF LICENSURE	APPLICANTS WHO PROVIDED EVIDENCE OF MITIGATION OR REHABILITATION	APPLICANTS WHO APPEALED ANY DENIAL OR DISQUALIFICATION OF LICENSURE
MALE	0	0	0
FEMALE	0	0	0
NONBINARY	0	0	0
DECLINE TO STATE	0	0	0
AFRICAN-AMERICAN/BLACK/ AFRICAN-BORN	0	0	0
AMERICAN INDIAN/NATIVE AMERICAN/ALASKAN NATIVE	0	0	0
CAUCASIAN/WHITE EUROPEAN/ MIDDLE EASTERN	0	0	0
LATINO/HISPANIC	0	0	0
CENTRAL AMERICAN	0	0	0
PUERTO RICAN	0	0	0
CUBAN	0	0	0
SOUTH AMERICAN	0	0	0
MEXICAN	0	0	0
OTHER HISPANIC	0	0	0
ASIAN	0	0	0
CAMBODIAN	0	0	0
CHINESE	0	0	0
HMONG	0	0	0

DEMOGRAPHIC INFORMATION	APPLICANTS WHO RECEIVED NOTICE OF DENIAL OR DISQUALIFICATION OF LICENSURE	APPLICANTS WHO PROVIDED EVIDENCE OF MITIGATION OR REHABILITATION	APPLICANTS WHO APPEALED ANY DENIAL OR DISQUALIFICATION OF LICENSURE
INDIAN	0	0	0
INDONESIAN	0	0	0
JAPANESE	0	0	0
KOREAN	0	0	0
LAOTIAN	0	0	0
MALAYSIAN	0	0	0
PAKISTANI	0	0	0
SINGAPOREAN	0	0	0
THAI	0	0	0
VIETNAMESE	0	0	0
OTHER ASIAN	0	0	0
NATIVE HAWAIIAN/PACIFIC ISLANDER	0	0	0
FIJIAN	0	0	0
FILIPINO	0	0	0
GUAMANIAN	0	0	0
HAWAIIAN	0	0	0
SAMOAN	0	0	0
TONGAN	0	0	0
OTHER PACIFIC ISLANDER	0	0	0
OTHER NOT LISTED ABOVE	0	0	0



PROFESSIONAL ENGINEERS, LAND SURVEYORS, AND GEOLOGISTS, BOARD FOR											
LICENSE TYPE	TOTAL NUMBER OF APPLICATIONS RECEIVED	APPLICATIONS REQUIRING INQUIRIES REGARDING CRIMINAL HISTORY	APPLICANTS WHO RECEIVED NOTICE OF DENIAL OR DISQUALIFICATION OF LICENSURE	APPLICANTS WHO PROVIDED EVIDENCE OF MITIGATION OR REHABILITATION	OUTCOME			APPLICANTS WHO APPEALED ANY DENIAL OR DISQUALIFICATION OF LICENSURE	OUTCOME		
					DENIAL	ISSUED	WITHDRAWN		DENIAL	ISSUED	WITHDRAWN
AGRICULTURAL ENGINEER	5	0	0	0	0	0	0	0	0	0	0
CERTIFIED ENGINEERING GEOLOGIST	40	0	0	0	0	0	0	0	0	0	0
CERTIFIED HYDROGEOLOGIST	24	0	0	0	0	0	0	0	0	0	0
CHEMICAL ENGINEER	58	1	0	0	0	0	0	0	0	0	0
CIVIL ENGINEER	2,217	52	0	15	0	0	0	0	0	0	0
CONTROL SYSTEMS ENGINEER	27	2	0	1	0	0	0	0	0	0	0
ELECTRICAL ENGINEER	607	21	0	5	0	3	0	0	0	0	0
ENGINEER-IN-TRAINING	2,800	70	0	12	0	12	0	0	0	0	0
FIRE PROTECTION ENGINEER	92	0	0	0	0	0	0	0	0	0	0
GEOLOGIST	197	3	0	1	0	1	0	0	0	0	0
GEOLOGIST-IN-TRAINING	201	13	0	0	0	0	0	0	0	0	0
GEOPHYSICIST	2	0	0	0	0	0	0	0	0	0	0
GEOTECHNICAL ENGINEER	41	0	0	0	0	0	0	0	0	0	0
INDUSTRIAL ENGINEER	10	0	0	0	0	0	0	0	0	0	0
LAND SURVEYOR	114	13	0	2	0	0	0	0	0	0	0
LAND SURVEYOR-IN-TRAINING	139	24	0	3	0	3	0	0	0	0	0
MECHANICAL ENGINEER	669	24	0	10	0	10	0	0	0	0	0
METALLURGICAL ENGINEER	18	0	0	0	0	0	0	0	0	0	0
NUCLEAR ENGINEER	1	0	0	0	0	0	0	0	0	0	0
PETROLEUM ENGINEER	7	0	0	0	0	0	0	0	0	0	0
STRUCTURAL ENGINEER	175	0	0	0	0	0	0	0	0	0	0
TRAFFIC ENGINEER	49	1	0	0	0	0	0	0	0	0	0

DEMOGRAPHIC INFORMATION	APPLICANTS WHO RECEIVED NOTICE OF DENIAL OR DISQUALIFICATION OF LICENSURE	APPLICANTS WHO PROVIDED EVIDENCE OF MITIGATION OR REHABILITATION	APPLICANTS WHO APPEALED ANY DENIAL OR DISQUALIFICATION OF LICENSURE
MALE	0	6	0
FEMALE	0	0	0
NONBINARY	0	0	0
DECLINE TO STATE	0	1	0
AFRICAN-AMERICAN/BLACK/ AFRICAN-BORN	0	0	0
AMERICAN INDIAN/NATIVE AMERICAN/ALASKAN NATIVE	0	0	0
CAUCASIAN/WHITE EUROPEAN/ MIDDLE EASTERN	0	1	0
LATINO/HISPANIC	0	2	0
CENTRAL AMERICAN	0	0	0
PUERTO RICAN	0	0	0
CUBAN	0	0	0
SOUTH AMERICAN	0	0	0
MEXICAN	0	0	0
OTHER HISPANIC	0	0	0
ASIAN	0	0	0
CAMBODIAN	0	0	0
CHINESE	0	1	0
HMONG	0	0	0

DEMOGRAPHIC INFORMATION	APPLICANTS WHO RECEIVED NOTICE OF DENIAL OR DISQUALIFICATION OF LICENSURE	APPLICANTS WHO PROVIDED EVIDENCE OF MITIGATION OR REHABILITATION	APPLICANTS WHO APPEALED ANY DENIAL OR DISQUALIFICATION OF LICENSURE
INDIAN	0	0	0
INDONESIAN	0	0	0
JAPANESE	0	0	0
KOREAN	0	0	0
LAOTIAN	0	0	0
MALAYSIAN	0	0	0
PAKISTANI	0	0	0
SINGAPOREAN	0	0	0
THAI	0	0	0
VIETNAMESE	0	0	0
OTHER ASIAN	0	0	0
NATIVE HAWAIIAN/PACIFIC ISLANDER	0	0	0
FIJIAN	0	0	0
FILIPINO	0	0	0
GUAMANIAN	0	0	0
HAWAIIAN	0	0	0
SAMOAN	0	0	0
TONGAN	0	0	0
OTHER PACIFIC ISLANDER	0	0	0
OTHER NOT LISTED ABOVE	0	1	0

# PROFESSIONAL FIDUCIARIES BUREAU

LICENSE TYPE	TOTAL NUMBER OF APPLICATIONS RECEIVED	APPLICATIONS REQUIRING INQUIRIES REGARDING CRIMINAL HISTORY	APPLICANTS WHO RECEIVED NOTICE OF DENIAL OR DISQUALIFICATION OF LICENSURE	APPLICANTS WHO PROVIDED EVIDENCE OF MITIGATION OR REHABILITATION	OUTCOME			APPLICANTS WHO APPEALED ANY DENIAL OR DISQUALIFICATION OF LICENSURE	OUTCOME		
					DENIAL	ISSUED	WITHDRAWN		DENIAL	ISSUED	WITHDRAWN
PROFESSIONAL FIDUCIARY	85	0	0	0	0	0	0	0	0	0	0

DEMOGRAPHIC INFORMATION	APPLICANTS WHO RECEIVED NOTICE OF DENIAL OR DISQUALIFICATION OF LICENSURE	APPLICANTS WHO PROVIDED EVIDENCE OF MITIGATION OR REHABILITATION	APPLICANTS WHO APPEALED ANY DENIAL OR DISQUALIFICATION OF LICENSURE
MALE	0	0	0
FEMALE	0	0	0
NONBINARY	0	0	0
DECLINE TO STATE	0	0	0
AFRICAN-AMERICAN/BLACK/ AFRICAN-BORN	0	0	0
AMERICAN INDIAN/NATIVE AMERICAN/ALASKAN NATIVE	0	0	0
CAUCASIAN/WHITE EUROPEAN/ MIDDLE EASTERN	0	0	0
LATINO/HISPANIC	0	0	0
CENTRAL AMERICAN	0	0	0
PUERTO RICAN	0	0	0
CUBAN	0	0	0
SOUTH AMERICAN	0	0	0
MEXICAN	0	0	0
OTHER HISPANIC	0	0	0
ASIAN	0	0	0
CAMBODIAN	0	0	0
CHINESE	0	0	0
HMONG	0	0	0

DEMOGRAPHIC INFORMATION	APPLICANTS WHO RECEIVED NOTICE OF DENIAL OR DISQUALIFICATION OF LICENSURE	APPLICANTS WHO PROVIDED EVIDENCE OF MITIGATION OR REHABILITATION	APPLICANTS WHO APPEALED ANY DENIAL OR DISQUALIFICATION OF LICENSURE
INDIAN	0	0	0
INDONESIAN	0	0	0
JAPANESE	0	0	0
KOREAN	0	0	0
LAOTIAN	0	0	0
MALAYSIAN	0	0	0
PAKISTANI	0	0	0
SINGAPOREAN	0	0	0
THAI	0	0	0
VIETNAMESE	0	0	0
OTHER ASIAN	0	0	0
NATIVE HAWAIIAN/PACIFIC ISLANDER	0	0	0
FIJIAN	0	0	0
FILIPINO	0	0	0
GUAMANIAN	0	0	0
HAWAIIAN	0	0	0
SAMOAN	0	0	0
TONGAN	0	0	0
OTHER PACIFIC ISLANDER	0	0	0
OTHER NOT LISTED ABOVE	0	0	0

PSYCHOLOGY, BOARD OF											
LICENSE TYPE	TOTAL NUMBER OF APPLICATIONS RECEIVED	APPLICATIONS REQUIRING INQUIRIES REGARDING CRIMINAL HISTORY	APPLICANTS WHO RECEIVED NOTICE OF DENIAL OR DISQUALIFICATION OF LICENSURE	APPLICANTS WHO PROVIDED EVIDENCE OF MITIGATION OR REHABILITATION	OUTCOME			APPLICANTS WHO APPEALED ANY DENIAL OR DISQUALIFICATION OF LICENSURE	OUTCOME		
					DENIAL	ISSUED	WITHDRAWN		DENIAL	ISSUED	WITHDRAWN
PSYCHOLOGICAL ASSOCIATE	1,128	39	1	0	0	0	0	0	0	0	0
PSYCHOLOGIST	1,755	28	0	1	0	1	0	0	0	0	0

DEMOGRAPHIC INFORMATION	APPLICANTS WHO RECEIVED NOTICE OF DENIAL OR DISQUALIFICATION OF LICENSURE	APPLICANTS WHO PROVIDED EVIDENCE OF MITIGATION OR REHABILITATION	APPLICANTS WHO APPEALED ANY DENIAL OR DISQUALIFICATION OF LICENSURE
MALE	0	0	0
FEMALE	0	0	0
NONBINARY	0	0	0
DECLINE TO STATE	0	0	0
AFRICAN-AMERICAN/BLACK/ AFRICAN-BORN	0	0	0
AMERICAN INDIAN/NATIVE AMERICAN/ALASKAN NATIVE	0	0	0
CAUCASIAN/WHITE EUROPEAN/ MIDDLE EASTERN	0	0	0
LATINO/HISPANIC	0	0	0
CENTRAL AMERICAN	0	0	0
PUERTO RICAN	0	0	0
CUBAN	0	0	0
SOUTH AMERICAN	0	0	0
MEXICAN	0	0	0
OTHER HISPANIC	0	0	0
ASIAN	0	0	0
CAMBODIAN	0	0	0
CHINESE	0	0	0
HMONG	0	0	0

DEMOGRAPHIC INFORMATION	APPLICANTS WHO RECEIVED NOTICE OF DENIAL OR DISQUALIFICATION OF LICENSURE	APPLICANTS WHO PROVIDED EVIDENCE OF MITIGATION OR REHABILITATION	APPLICANTS WHO APPEALED ANY DENIAL OR DISQUALIFICATION OF LICENSURE
INDIAN	0	0	0
INDONESIAN	0	0	0
JAPANESE	0	0	0
KOREAN	0	0	0
LAOTIAN	0	0	0
MALAYSIAN	0	0	0
PAKISTANI	0	0	0
SINGAPOREAN	0	0	0
THAI	0	0	0
VIETNAMESE	0	0	0
OTHER ASIAN	0	0	0
NATIVE HAWAIIAN/PACIFIC ISLANDER	0	0	0
FIJIAN	0	0	0
FILIPINO	0	0	0
GUAMANIAN	0	0	0
HAWAIIAN	0	0	0
SAMOAN	0	0	0
TONGAN	0	0	0
OTHER PACIFIC ISLANDER	0	0	0
OTHER NOT LISTED ABOVE	0	0	0

# REAL ESTATE APPRAISERS, BUREAU OF

LICENSE TYPE	TOTAL NUMBER OF APPLICATIONS RECEIVED	APPLICATIONS REQUIRING INQUIRIES REGARDING CRIMINAL HISTORY	APPLICANTS WHO RECEIVED NOTICE OF DENIAL OR DISQUALIFICATION OF LICENSURE	APPLICANTS WHO PROVIDED EVIDENCE OF MITIGATION OR REHABILITATION	OUTCOME			APPLICANTS WHO APPEALED ANY DENIAL OR DISQUALIFICATION OF LICENSURE	OUTCOME		
					DENIAL	ISSUED	WITHDRAWN		DENIAL	ISSUED	WITHDRAWN
CERTIFIED GENERAL	82	0	0	0	0	0	0	0	0	0	0
CERTIFIED RESIDENTIAL	64	0	0	0	0	0	0	0	0	0	0
RESIDENTIAL	77	0	0	0	0	0	0	0	0	0	0
TRAINEE	370	0	0	0	0	0	0	0	0	0	0

DEMOGRAPHIC INFORMATION	APPLICANTS WHO RECEIVED NOTICE OF DENIAL OR DISQUALIFICATION OF LICENSURE	APPLICANTS WHO PROVIDED EVIDENCE OF MITIGATION OR REHABILITATION	APPLICANTS WHO APPEALED ANY DENIAL OR DISQUALIFICATION OF LICENSURE
MALE	0	0	0
FEMALE	0	0	0
NONBINARY	0	0	0
DECLINE TO STATE	0	0	0
AFRICAN-AMERICAN/BLACK/ AFRICAN-BORN	0	0	0
AMERICAN INDIAN/NATIVE AMERICAN/ALASKAN NATIVE	0	0	0
CAUCASIAN/WHITE EUROPEAN/ MIDDLE EASTERN	0	0	0
LATINO/HISPANIC	0	0	0
CENTRAL AMERICAN	0	0	0
PUERTO RICAN	0	0	0
CUBAN	0	0	0
SOUTH AMERICAN	0	0	0
MEXICAN	0	0	0
OTHER HISPANIC	0	0	0
ASIAN	0	0	0
CAMBODIAN	0	0	0
CHINESE	0	0	0
HMONG	0	0	0

DEMOGRAPHIC INFORMATION	APPLICANTS WHO RECEIVED NOTICE OF DENIAL OR DISQUALIFICATION OF LICENSURE	APPLICANTS WHO PROVIDED EVIDENCE OF MITIGATION OR REHABILITATION	APPLICANTS WHO APPEALED ANY DENIAL OR DISQUALIFICATION OF LICENSURE
INDIAN	0	0	0
INDONESIAN	0	0	0
JAPANESE	0	0	0
KOREAN	0	0	0
LAOTIAN	0	0	0
MALAYSIAN	0	0	0
PAKISTANI	0	0	0
SINGAPOREAN	0	0	0
THAI	0	0	0
VIETNAMESE	0	0	0
OTHER ASIAN	0	0	0
NATIVE HAWAIIAN/PACIFIC ISLANDER	0	0	0
FIJIAN	0	0	0
FILIPINO	0	0	0
GUAMANIAN	0	0	0
HAWAIIAN	0	0	0
SAMOAN	0	0	0
TONGAN	0	0	0
OTHER PACIFIC ISLANDER	0	0	0
OTHER NOT LISTED ABOVE	0	0	0

REGISTERED NURSING, BOARD OF											
LICENSE TYPE	TOTAL NUMBER OF APPLICATIONS RECEIVED	APPLICATIONS REQUIRING INQUIRIES REGARDING CRIMINAL HISTORY	APPLICANTS WHO RECEIVED NOTICE OF DENIAL OR DISQUALIFICATION OF LICENSURE	APPLICANTS WHO PROVIDED EVIDENCE OF MITIGATION OR REHABILITATION	OUTCOME			APPLICANTS WHO APPEALED ANY DENIAL OR DISQUALIFICATION OF LICENSURE	OUTCOME		
					DENIAL	ISSUED	WITHDRAWN		DENIAL	ISSUED	WITHDRAWN
CLINICAL NURSE SPECIALIST	93	0	0	0	0	0	0	0	0	0	0
CONTINUING EDUCATION PROVIDER	113	0	0	0	0	0	0	0	0	0	0
NURSE ANESTHETIST	284	0	0	0	0	0	0	0	0	0	0
NURSE MIDWIFE	107	0	0	0	0	0	0	0	0	0	0
NURSE MIDWIFE FURNISHING	95	0	0	0	0	0	0	0	0	0	0
NURSE PRACTITIONER	4,537	292	2	5	0	5	0	2	0	1	0
NURSE PRACTITIONER FURNISHING	3,756	283	2	2	0	2	0	0	0	0	0
PSYCHIATRIC MENTAL HEALTH NURSE	97	0	0	0	0	0	0	0	0	0	0
PUBLIC HEALTH NURSE	2,559	0	0	0	0	0	0	0	0	0	0
REGISTERED NURSE	58,217	404	27	139	2	118	0	7	1	1	0

DEMOGRAPHIC INFORMATION	APPLICANTS WHO RECEIVED NOTICE OF DENIAL OR DISQUALIFICATION OF LICENSURE	APPLICANTS WHO PROVIDED EVIDENCE OF MITIGATION OR REHABILITATION	APPLICANTS WHO APPEALED ANY DENIAL OR DISQUALIFICATION OF LICENSURE
MALE	2	3	1
FEMALE	2	6	4
NONBINARY	0	0	0
DECLINE TO STATE	0	0	0
AFRICAN-AMERICAN/BLACK/ AFRICAN-BORN	0	1	1
AMERICAN INDIAN/NATIVE AMERICAN/ALASKAN NATIVE	0	0	0
CAUCASIAN/WHITE EUROPEAN/ MIDDLE EASTERN	0	6	1
LATINO/HISPANIC	3	1	0
CENTRAL AMERICAN	0	0	0
PUERTO RICAN	0	0	0
CUBAN	0	0	0
SOUTH AMERICAN	0	0	0
MEXICAN	0	0	0
OTHER HISPANIC	0	0	0
ASIAN	0	0	0
CAMBODIAN	0	0	0
CHINESE	0	0	0
HMONG	0	0	0

DEMOGRAPHIC INFORMATION	APPLICANTS WHO RECEIVED NOTICE OF DENIAL OR DISQUALIFICATION OF LICENSURE	APPLICANTS WHO PROVIDED EVIDENCE OF MITIGATION OR REHABILITATION	APPLICANTS WHO APPEALED ANY DENIAL OR DISQUALIFICATION OF LICENSURE
INDIAN	1	0	1
INDONESIAN	0	0	0
JAPANESE	0	0	0
KOREAN	0	0	0
LAOTIAN	0	0	0
MALAYSIAN	0	0	0
PAKISTANI	0	0	0
SINGAPOREAN	0	0	0
THAI	0	0	0
VIETNAMESE	0	1	0
OTHER ASIAN	0	0	0
NATIVE HAWAIIAN/PACIFIC ISLANDER	0	0	0
FIJIAN	0	0	0
FILIPINO	0	0	0
GUAMANIAN	0	0	0
HAWAIIAN	0	0	0
SAMOAN	0	0	0
TONGAN	0	0	0
OTHER PACIFIC ISLANDER	0	0	1
OTHER NOT LISTED ABOVE	0	0	1

# RESPIRATORY CARE BOARD OF CALIFORNIA

LICENSE TYPE	TOTAL NUMBER OF APPLICATIONS RECEIVED	APPLICATIONS REQUIRING INQUIRIES REGARDING CRIMINAL HISTORY	APPLICANTS WHO RECEIVED NOTICE OF DENIAL OR DISQUALIFICATION OF LICENSURE	APPLICANTS WHO PROVIDED EVIDENCE OF MITIGATION OR REHABILITATION	OUTCOME			APPLICANTS WHO APPEALED ANY DENIAL OR DISQUALIFICATION OF LICENSURE	OUTCOME		
					DENIAL	ISSUED	WITHDRAWN		DENIAL	ISSUED	WITHDRAWN
RESPIRATORY CARE PRACTITIONER	1,601	135	0	18	0	14	0	0	0	0	0

DEMOGRAPHIC INFORMATION	APPLICANTS WHO RECEIVED NOTICE OF DENIAL OR DISQUALIFICATION OF LICENSURE	APPLICANTS WHO PROVIDED EVIDENCE OF MITIGATION OR REHABILITATION	APPLICANTS WHO APPEALED ANY DENIAL OR DISQUALIFICATION OF LICENSURE
MALE	0	6	0
FEMALE	0	2	0
NONBINARY	0	0	0
DECLINE TO STATE	0	1	0
AFRICAN-AMERICAN/BLACK/ AFRICAN-BORN	0	1	0
AMERICAN INDIAN/NATIVE AMERICAN/ALASKAN NATIVE	0	0	0
CAUCASIAN/WHITE EUROPEAN/ MIDDLE EASTERN	0	1	0
LATINO/HISPANIC	0	1	0
CENTRAL AMERICAN	0	0	0
PUERTO RICAN	0	0	0
CUBAN	0	0	0
SOUTH AMERICAN	0	0	0
MEXICAN	0	0	0
OTHER HISPANIC	0	0	0
ASIAN	0	1	0
CAMBODIAN	0	0	0
CHINESE	0	0	0
HMONG	0	0	0

DEMOGRAPHIC INFORMATION	APPLICANTS WHO RECEIVED NOTICE OF DENIAL OR DISQUALIFICATION OF LICENSURE	APPLICANTS WHO PROVIDED EVIDENCE OF MITIGATION OR REHABILITATION	APPLICANTS WHO APPEALED ANY DENIAL OR DISQUALIFICATION OF LICENSURE
INDIAN	0	0	0
INDONESIAN	0	0	0
JAPANESE	0	0	0
KOREAN	0	0	0
LAOTIAN	0	0	0
MALAYSIAN	0	0	0
PAKISTANI	0	0	0
SINGAPOREAN	0	0	0
THAI	0	0	0
VIETNAMESE	0	0	0
OTHER ASIAN	0	0	0
NATIVE HAWAIIAN/PACIFIC ISLANDER	0	0	0
FIJIAN	0	0	0
FILIPINO	0	2	0
GUAMANIAN	0	0	0
HAWAIIAN	0	0	0
SAMOAN	0	0	0
TONGAN	0	0	0
OTHER PACIFIC ISLANDER	0	0	0
OTHER NOT LISTED ABOVE	0	1	0

## SECURITY AND INVESTIGATIVE SERVICES, BUREAU OF

LICENSE TYPE	TOTAL NUMBER OF APPLICATIONS RECEIVED	APPLICATIONS REQUIRING INQUIRIES REGARDING CRIMINAL HISTORY	APPLICANTS WHO RECEIVED NOTICE OF DENIAL OR DISQUALIFICATION OF LICENSURE	APPLICANTS WHO PROVIDED EVIDENCE OF MITIGATION OR REHABILITATION	OUTCOME			APPLICANTS WHO APPEALED ANY DENIAL OR DISQUALIFICATION OF LICENSURE	OUTCOME		
					DENIAL	ISSUED	WITHDRAWN		DENIAL	ISSUED	WITHDRAWN
ALARM COMPANY EMPLOYEE	4,031	674	62	14	7	7	0	13	4	9	0
FIREARM PERMIT	10,284	971	32	0	0	0	0	0	0	0	0
PRIVATE INVESTIGATOR	326	0	0	0	0	0	0	1	1	0	0
PRIVATE PATROL OPERATOR	688	2	2	2	1	1	0	1	1	0	0
REPOSSESSION AGENCY	30	1	1	3	1	2	0	1	1	0	0
SECURITY GUARD	75,441	15,715	2,613	249	190	59	0	338	128	172	20
TRAINING FACILITY BATON	26	0	0	0	0	0	0	0	0	0	0
TRAINING FACILITY FIREARM	33	1	0	0	0	0	0	0	0	0	0
TRAINING FACILITY BATON INSTRUCTOR	36	0	0	0	0	0	0	0	0	0	0
TRAINING FACILITY FIREARM INSTRUCTOR	74	2	0	0	0	0	0	0	0	0	0

DEMOGRAPHIC INFORMATION	APPLICANTS WHO RECEIVED NOTICE OF DENIAL OR DISQUALIFICATION OF LICENSURE	APPLICANTS WHO PROVIDED EVIDENCE OF MITIGATION OR REHABILITATION	APPLICANTS WHO APPEALED ANY DENIAL OR DISQUALIFICATION OF LICENSURE
MALE	12	0	0
FEMALE	2	0	0
NONBINARY	0	0	0
DECLINE TO STATE	0	0	0
AFRICAN-AMERICAN/BLACK/ AFRICAN-BORN	4	0	0
AMERICAN INDIAN/NATIVE AMERICAN/ALASKAN NATIVE	0	0	0
CAUCASIAN/WHITE EUROPEAN/ MIDDLE EASTERN	1	0	0
LATINO/HISPANIC	7	0	0
CENTRAL AMERICAN	0	0	0
PUERTO RICAN	0	0	0
CUBAN	0	0	0
SOUTH AMERICAN	0	0	0
MEXICAN	0	0	0
OTHER HISPANIC	0	0	0
ASIAN	0	0	0
CAMBODIAN	0	0	0
CHINESE	0	0	0
HMONG	0	0	0

DEMOGRAPHIC INFORMATION	APPLICANTS WHO RECEIVED NOTICE OF DENIAL OR DISQUALIFICATION OF LICENSURE	APPLICANTS WHO PROVIDED EVIDENCE OF MITIGATION OR REHABILITATION	APPLICANTS WHO APPEALED ANY DENIAL OR DISQUALIFICATION OF LICENSURE
INDIAN	0	0	0
INDONESIAN	0	0	0
JAPANESE	0	0	0
KOREAN	0	0	0
LAOTIAN	0	0	0
MALAYSIAN	0	0	0
PAKISTANI	0	0	0
SINGAPOREAN	0	0	0
THAI	0	0	0
VIETNAMESE	0	0	0
OTHER ASIAN	0	0	0
NATIVE HAWAIIAN/PACIFIC ISLANDER	0	0	0
FIJIAN	0	0	0
FILIPINO	2	0	0
GUAMANIAN	0	0	0
HAWAIIAN	0	0	0
SAMOAN	0	0	0
TONGAN	0	0	0
OTHER PACIFIC ISLANDER	0	0	0
OTHER NOT LISTED ABOVE	0	0	0



# SPEECH-LANGUAGE PATHOLOGY AND AUDIOLOGY AND HEARING AID DISPENSERS BOARD

LICENSE TYPE	TOTAL NUMBER OF APPLICATIONS RECEIVED	APPLICATIONS REQUIRING INQUIRIES REGARDING CRIMINAL HISTORY	APPLICANTS WHO RECEIVED NOTICE OF DENIAL OR DISQUALIFICATION OF LICENSURE	APPLICANTS WHO PROVIDED EVIDENCE OF MITIGATION OR REHABILITATION	OUTCOME			APPLICANTS WHO APPEALED ANY DENIAL OR DISQUALIFICATION OF LICENSURE	OUTCOME		
					DENIAL	ISSUED	WITHDRAWN		DENIAL	ISSUED	WITHDRAWN
AIDE	53	0	0	0	0	0	0	0	0	0	0
AUDIOLOGIST	97	1	0	1	0	0	0	0	0	0	0
HEARING AIDE DISPENSER TRAINEE	122	2	0	2	0	0	0	0	0	0	0
REQUIRED PROFESSIONAL EXPERIENCE	1,278	3	0	3	0	0	0	0	0	0	0
SPEECH-LANGUAGE PATHOLOGIST	1,765	2	0	2	0	0	0	0	0	0	0
SPEECH-LANGUAGE PATHOLOGY ASSISTANT	671	2	1	2	1	0	0	1	1	1	0

DEMOGRAPHIC INFORMATION	APPLICANTS WHO RECEIVED NOTICE OF DENIAL OR DISQUALIFICATION OF LICENSURE	APPLICANTS WHO PROVIDED EVIDENCE OF MITIGATION OR REHABILITATION	APPLICANTS WHO APPEALED ANY DENIAL OR DISQUALIFICATION OF LICENSURE
MALE	0	0	0
FEMALE	0	0	0
NONBINARY	0	0	0
DECLINE TO STATE	0	0	0
AFRICAN-AMERICAN/BLACK/AFRICAN-BORN	0	0	0
AMERICAN INDIAN/NATIVE AMERICAN/ALASKAN NATIVE	0	0	0
CAUCASIAN/WHITE EUROPEAN/MIDDLE EASTERN	0	0	0
LATINO/HISPANIC	0	0	0
CENTRAL AMERICAN	0	0	0
PUERTO RICAN	0	0	0
CUBAN	0	0	0
SOUTH AMERICAN	0	0	0
MEXICAN	0	0	0
OTHER HISPANIC	0	0	0
ASIAN	0	0	0
CAMBODIAN	0	0	0
CHINESE	0	0	0
HMONG	0	0	0

DEMOGRAPHIC INFORMATION	APPLICANTS WHO RECEIVED NOTICE OF DENIAL OR DISQUALIFICATION OF LICENSURE	APPLICANTS WHO PROVIDED EVIDENCE OF MITIGATION OR REHABILITATION	APPLICANTS WHO APPEALED ANY DENIAL OR DISQUALIFICATION OF LICENSURE
INDIAN	0	0	0
INDONESIAN	0	0	0
JAPANESE	0	0	0
KOREAN	0	0	0
LAOTIAN	0	0	0
MALAYSIAN	0	0	0
PAKISTANI	0	0	0
SINGAPOREAN	0	0	0
THAI	0	0	0
VIETNAMESE	0	0	0
OTHER ASIAN	0	0	0
NATIVE HAWAIIAN/PACIFIC ISLANDER	0	0	0
FIJIAN	0	0	0
FILIPINO	0	0	0
GUAMANIAN	0	0	0
HAWAIIAN	0	0	0
SAMOAN	0	0	0
TONGAN	0	0	0
OTHER PACIFIC ISLANDER	0	0	0
OTHER NOT LISTED ABOVE	0	0	0

STRUCTURAL PEST CONTROL BOARD											
LICENSE TYPE	TOTAL NUMBER OF APPLICATIONS RECEIVED	APPLICATIONS REQUIRING INQUIRIES REGARDING CRIMINAL HISTORY	APPLICANTS WHO RECEIVED NOTICE OF DENIAL OR DISQUALIFICATION OF LICENSURE	APPLICANTS WHO PROVIDED EVIDENCE OF MITIGATION OR REHABILITATION	OUTCOME			APPLICANTS WHO APPEALED ANY DENIAL OR DISQUALIFICATION OF LICENSURE	OUTCOME		
					DENIAL	ISSUED	WITHDRAWN		DENIAL	ISSUED	WITHDRAWN
APPLICATOR	1,715	52	7	28	7	21	0	2*	0	0	0
FIELD REPRESENTATIVE	1,946	52	6	27	6	21	0	1	0	1	0
OPERATOR	211	0	2	2	0	2	0	0	0	0	0

DEMOGRAPHIC INFORMATION	APPLICANTS WHO RECEIVED NOTICE OF DENIAL OR DISQUALIFICATION OF LICENSURE	APPLICANTS WHO PROVIDED EVIDENCE OF MITIGATION OR REHABILITATION	APPLICANTS WHO APPEALED ANY DENIAL OR DISQUALIFICATION OF LICENSURE
MALE	0	5	0
FEMALE	0	0	0
NONBINARY	0	0	0
DECLINE TO STATE	0	0	0
AFRICAN-AMERICAN/BLACK/AFRICAN-BORN	0	0	0
AMERICAN INDIAN/NATIVE AMERICAN/ALASKAN NATIVE	0	0	0
CAUCASIAN/WHITE EUROPEAN/MIDDLE EASTERN	0	4	0
LATINO/HISPANIC	0	0	0
CENTRAL AMERICAN	0	0	0
PUERTO RICAN	0	0	0
CUBAN	0	0	0
SOUTH AMERICAN	0	0	0
MEXICAN	0	1	0
OTHER HISPANIC	0	0	0
ASIAN	0	0	0
CAMBODIAN	0	0	0
CHINESE	0	0	0
HMONG	0	0	0

DEMOGRAPHIC INFORMATION	APPLICANTS WHO RECEIVED NOTICE OF DENIAL OR DISQUALIFICATION OF LICENSURE	APPLICANTS WHO PROVIDED EVIDENCE OF MITIGATION OR REHABILITATION	APPLICANTS WHO APPEALED ANY DENIAL OR DISQUALIFICATION OF LICENSURE
INDIAN	0	0	0
INDONESIAN	0	0	0
JAPANESE	0	0	0
KOREAN	0	0	0
LAOTIAN	0	0	0
MALAYSIAN	0	0	0
PAKISTANI	0	0	0
SINGAPOREAN	0	0	0
THAI	0	0	0
VIETNAMESE	0	0	0
OTHER ASIAN	0	0	0
NATIVE HAWAIIAN/PACIFIC ISLANDER	0	0	0
FIJIAN	0	0	0
FILIPINO	0	0	0
GUAMANIAN	0	0	0
HAWAIIAN	0	0	0
SAMOAN	0	0	0
TONGAN	0	0	0
OTHER PACIFIC ISLANDER	0	0	0
OTHER NOT LISTED ABOVE	0	0	0

\* Two are pending.

## VETERINARY MEDICAL BOARD

LICENSE TYPE	TOTAL NUMBER OF APPLICATIONS RECEIVED	APPLICATIONS REQUIRING INQUIRIES REGARDING CRIMINAL HISTORY	APPLICANTS WHO RECEIVED NOTICE OF DENIAL OR DISQUALIFICATION OF LICENSURE	APPLICANTS WHO PROVIDED EVIDENCE OF MITIGATION OR REHABILITATION	OUTCOME			APPLICANTS WHO APPEALED ANY DENIAL OR DISQUALIFICATION OF LICENSURE	OUTCOME		
					DENIAL	ISSUED	WITHDRAWN		DENIAL	ISSUED	WITHDRAWN
REGISTERED VETERINARY TECHNICIAN	1,050	13	0	12	0	7	0	0	0	0	0
VETERINARIAN	1,391	15	0	10	0	9	0	0	0	0	0
VETERINARY ASSISTANT CONTROLLED SUBSTANCES PERMIT	2,105	20	1	20	0	19	0	0	0	0	0
VETERINARIAN INTERN	25	0	0	0	0	0	0	0	0	0	0
VETERINARY TEMPORARY	90	1	0	0	0	0	0	0	0	0	0

DEMOGRAPHIC INFORMATION	APPLICANTS WHO RECEIVED NOTICE OF DENIAL OR DISQUALIFICATION OF LICENSURE	APPLICANTS WHO PROVIDED EVIDENCE OF MITIGATION OR REHABILITATION	APPLICANTS WHO APPEALED ANY DENIAL OR DISQUALIFICATION OF LICENSURE
MALE	0	0	0
FEMALE	0	0	0
NONBINARY	0	0	0
DECLINE TO STATE	0	0	0
AFRICAN-AMERICAN/BLACK/ AFRICAN-BORN	0	0	0
AMERICAN INDIAN/NATIVE AMERICAN/ALASKAN NATIVE	0	0	0
CAUCASIAN/WHITE EUROPEAN/ MIDDLE EASTERN	0	0	0
LATINO/HISPANIC	0	0	0
CENTRAL AMERICAN	0	0	0
PUERTO RICAN	0	0	0
CUBAN	0	0	0
SOUTH AMERICAN	0	0	0
MEXICAN	0	0	0
OTHER HISPANIC	0	0	0
ASIAN	0	0	0
CAMBODIAN	0	0	0
CHINESE	0	0	0
HMONG	0	0	0

DEMOGRAPHIC INFORMATION	APPLICANTS WHO RECEIVED NOTICE OF DENIAL OR DISQUALIFICATION OF LICENSURE	APPLICANTS WHO PROVIDED EVIDENCE OF MITIGATION OR REHABILITATION	APPLICANTS WHO APPEALED ANY DENIAL OR DISQUALIFICATION OF LICENSURE
INDIAN	0	0	0
INDONESIAN	0	0	0
JAPANESE	0	0	0
KOREAN	0	0	0
LAOTIAN	0	0	0
MALAYSIAN	0	0	0
PAKISTANI	0	0	0
SINGAPOREAN	0	0	0
THAI	0	0	0
VIETNAMESE	0	0	0
OTHER ASIAN	0	0	0
NATIVE HAWAIIAN/PACIFIC ISLANDER	0	0	0
FIJIAN	0	0	0
FILIPINO	0	0	0
GUAMANIAN	0	0	0
HAWAIIAN	0	0	0
SAMOAN	0	0	0
TONGAN	0	0	0
OTHER PACIFIC ISLANDER	0	0	0
OTHER NOT LISTED ABOVE	0	0	0

## VOCATIONAL NURSING AND PSYCHIATRIC TECHNICIANS, BOARD OF

LICENSE TYPE	TOTAL NUMBER OF APPLICATIONS RECEIVED	APPLICATIONS REQUIRING INQUIRIES REGARDING CRIMINAL HISTORY	APPLICANTS WHO RECEIVED NOTICE OF DENIAL OR DISQUALIFICATION OF LICENSURE	APPLICANTS WHO PROVIDED EVIDENCE OF MITIGATION OR REHABILITATION	OUTCOME			APPLICANTS WHO APPEALED ANY DENIAL OR DISQUALIFICATION OF LICENSURE	OUTCOME		
					DENIAL	ISSUED	WITHDRAWN		DENIAL	ISSUED	WITHDRAWN
PSYCHIATRIC TECHNICIAN	242	8	0	0	0	0	0	0	0	0	0
VOCATIONAL NURSE	7,219	213	36	28	16	11	1	16	2	13	1

DEMOGRAPHIC INFORMATION	APPLICANTS WHO RECEIVED NOTICE OF DENIAL OR DISQUALIFICATION OF LICENSURE	APPLICANTS WHO PROVIDED EVIDENCE OF MITIGATION OR REHABILITATION	APPLICANTS WHO APPEALED ANY DENIAL OR DISQUALIFICATION OF LICENSURE
MALE	0	2	0
FEMALE	0	8	0
NONBINARY	0	0	0
DECLINE TO STATE	0	0	0
AFRICAN-AMERICAN/BLACK/AFRICAN-BORN	0	1	0
AMERICAN INDIAN/NATIVE AMERICAN/ALASKAN NATIVE	0	0	0
CAUCASIAN/WHITE EUROPEAN/MIDDLE EASTERN	0	3	0
LATINO/HISPANIC	0	5	0
CENTRAL AMERICAN	0	0	0
PUERTO RICAN	0	0	0
CUBAN	0	0	0
SOUTH AMERICAN	0	0	0
MEXICAN	0	0	0
OTHER HISPANIC	0	1	0
ASIAN	0	0	0
CAMBODIAN	0	0	0
CHINESE	0	0	0
HMONG	0	0	0

DEMOGRAPHIC INFORMATION	APPLICANTS WHO RECEIVED NOTICE OF DENIAL OR DISQUALIFICATION OF LICENSURE	APPLICANTS WHO PROVIDED EVIDENCE OF MITIGATION OR REHABILITATION	APPLICANTS WHO APPEALED ANY DENIAL OR DISQUALIFICATION OF LICENSURE
INDIAN	0	0	0
INDONESIAN	0	0	0
JAPANESE	0	0	0
KOREAN	0	0	0
LAOTIAN	0	0	0
MALAYSIAN	0	0	0
PAKISTANI	0	0	0
SINGAPOREAN	0	0	0
THAI	0	0	0
VIETNAMESE	0	0	0
OTHER ASIAN	0	0	0
NATIVE HAWAIIAN/PACIFIC ISLANDER	0	0	0
FIJIAN	0	0	0
FILIPINO	0	0	0
GUAMANIAN	0	0	0
HAWAIIAN	0	0	0
SAMOAN	0	0	0
TONGAN	0	0	0
OTHER PACIFIC ISLANDER	0	0	0
OTHER NOT LISTED ABOVE	0	0	0

# MILITARY LICENSURE

The following data is provided in compliance with Business and Professions Code section 115.8, which requires all boards, bureaus, committees, and commissions under DCA to annually report the following information:

- (A) The number of applications for a temporary license submitted by active-duty service members, veterans, or military spouses.\*
- (B) The number of applications for expedited licenses submitted by veterans and active-duty spouses.

- (C) The number of licenses issued and denied.
- (D) The number of licenses issued.
- (E) The number of applications for waived renewal fees received and granted.
- (F) The average length of time between application and issuance of licenses.

\* Note: Data relating to temporary licenses issued under Business and Professions Code section 115.6 will be included once those go into effect after July 1, 2023.

MILITARY LICENSURE													
BOARD BUREAU COMMITTEE COMMISSION	LICENSE TYPE	MILITARY SPOUSE					HONORABLY DISCHARGED					RENEWAL WAIVER	
		APPLICATIONS RECEIVED	LICENSES ISSUED	LICENSES DENIED <sup>1</sup>	PROCESSING TIME FOR COMPLETE APPROVED APPLICATIONS <sup>2</sup>	PROCESSING TIME FOR INCOMPLETE APPROVED APPLICATIONS	APPLICATIONS RECEIVED	LICENSES ISSUED	LICENSES DENIED <sup>1</sup>	PROCESSING TIME FOR COMPLETE APPROVED APPLICATIONS <sup>2</sup>	PROCESSING TIME FOR INCOMPLETE APPROVED APPLICATIONS	APPLICATIONS RECEIVED	APPLICATIONS APPROVED <sup>3</sup>
ACCOUNTANCY, CALIFORNIA BOARD OF	CERTIFIED PUBLIC ACCOUNTANT	9	7	0	15	123	2	2	0	5	80	1	1
ACUPUNCTURE BOARD	ACUPUNCTURIST	4	4	0	3	–	0	0	0	–	–	0	0
ARCHITECTS BOARD, CALIFORNIA	ARCHITECT	0	0	0	–	–	0	0	0	–	–	0	0
LANDSCAPE ARCHITECTS TECHNICAL COMMITTEE	LANDSCAPE ARCHITECT	0	0	0	–	–	0	0	0	–	–	0	0
ATHLETIC COMMISSION, CALIFORNIA STATE	MANAGER	0	0	0	–	–	0	0	0	–	–	0	0
	MATCHMAKER	0	0	0	–	–	0	0	0	–	–	0	0
	PROFESSIONAL ATHLETE	0	0	0	–	–	0	0	0	–	–	0	0
	PROFESSIONAL TRAINER	0	0	0	–	–	0	0	0	–	–	0	0
	PROMOTER	0	0	0	–	–	0	0	0	–	–	0	0
	REFEREE/JUDGE	0	0	0	–	–	0	0	0	–	–	0	0
	SECOND	0	0	0	–	–	0	0	0	–	–	0	0
	TIMEKEEPER	0	0	0	–	–	0	0	0	–	–	0	0
AUTOMOTIVE REPAIR, BUREAU OF	AUTOMOTIVE REPAIR DEALER	0	0	0	–	–	9	7	0	37	54	0	0
	BRAKE AND LAMP ADJUSTER	0	0	0	–	–	0	0	0	–	–	0	0
	BRAKE AND LAMP STATION	0	0	0	–	–	0	0	0	–	–	0	0
	SMOG CHECK INSPECTOR	0	0	0	–	–	0	0	0	–	–	0	0
	SMOG CHECK REPAIR ONLY STATION	0	0	0	–	–	0	0	0	–	–	0	0

<sup>1</sup> Licenses denied do not include applications that are abandoned. An application is abandoned when the applicant is notified of a deficiency and that deficiency is not resolved in the given period of time set by statute or regulation, which leads to abandonment and closure of the application.

<sup>2</sup> Complete applications are applications without any deficiencies, such as missing documents necessary for licensure.

<sup>3</sup> Waivers approved may not match renewal requests received as some requests are not approved in the same fiscal year, documentation of military orders may not have been received and the request is pending, or the licensee may have withdrawn the request. Renewal waivers are never denied as long as orders are provided with the renewal request.

MILITARY LICENSURE													
BOARD BUREAU COMMITTEE COMMISSION	LICENSE TYPE	MILITARY SPOUSE					HONORABLY DISCHARGED					RENEWAL WAIVER	
		APPLICATIONS RECEIVED	LICENSES ISSUED	LICENSES DENIED <sup>1</sup>	PROCESSING TIME FOR COMPLETE APPROVED APPLICATIONS <sup>2</sup>	PROCESSING TIME FOR INCOMPLETE APPROVED APPLICATIONS	APPLICATIONS RECEIVED	LICENSES ISSUED	LICENSES DENIED <sup>1</sup>	PROCESSING TIME FOR COMPLETE APPROVED APPLICATIONS <sup>2</sup>	PROCESSING TIME FOR INCOMPLETE APPROVED APPLICATIONS	APPLICATIONS RECEIVED	APPLICATIONS APPROVED <sup>3</sup>
<b>AUTOMOTIVE REPAIR, BUREAU OF (continued)</b>	SMOG CHECK REPAIR TECHNICIAN	0	0	0	–	–	0	0	0	–	–	0	0
	SMOG CHECK TEST ONLY STATION	0	0	0	–	–	0	0	0	–	–	0	0
	SMOG CHECK TEST AND REPAIR STATION	0	0	0	–	–	1	1	0	11	–	0	0
<b>BARBERING AND COSMETOLOGY, BOARD OF</b>	BARBER	4	3	0	3	20	41	36	0	9	58	0	0
	BARBER APPRENTICE	0	0	0	–	–	0	0	0	–	–	0	0
	COSMETOLOGIST	29	27	0	5	45	19	16	0	4	63	0	0
	COSMETOLOGIST APPRENTICE	0	0	0	–	–	0	0	0	–	–	0	0
	ELECTROLOGIST	0	0	0	–	–	0	0	0	–	–	0	0
	ELECTROLOGIST APPRENTICE	0	0	0	–	–	0	0	0	–	–	0	0
	ESTABLISHMENT	0	0	0	–	–	0	0	0	–	–	0	0
	ESTHETICIAN	25	22	0	7	37	39	33	0	4	53	0	0
	MANICURIST	11	11	0	4	21	8	5	0	4	26	0	0
	MOBILE UNIT	0	0	0	–	–	0	0	0	–	–	0	0
	PERSONAL SERVICE PERMIT	0	0	0	–	–	0	0	0	–	–	0	0
<b>BEHAVIORAL SCIENCES, BOARD OF</b>	ASSOCIATE CLINICAL SOCIAL WORKER	0	0	0	–	–	0	0	0	–	–	0	0
	ASSOCIATE MARRIAGE AND FAMILY THERAPIST	0	0	0	–	–	0	0	0	–	–	0	0
	ASSOCIATE PROFESSIONAL CLINICAL COUNSELOR	0	0	0	–	–	0	0	0	–	–	0	0
	LICENSED CLINICAL SOCIAL WORKER	1	0	1	7	–	0	0	0	–	–	0	0
	LICENSED EDUCATIONAL PSYCHOLOGIST	0	0	0	–	–	0	0	0	–	–	0	0
	LICENSED MARRIAGE AND FAMILY THERAPIST	0	0	0	–	–	0	0	0	–	–	0	0
	LICENSED PROFESSIONAL CLINICAL COUNSELOR	1	0	0	–	–	19	17	0	12	10	0	0
<b>CEMETERY AND FUNERAL BUREAU</b>	APPRENTICE EMBALMER	0	0	0	–	–	0	0	0	–	–	0	0
	CEMETERY BRANCH BROKER	0	0	0	–	–	0	0	0	–	–	0	0
	CEMETERY BROKER/ADDITIONAL BROKER	0	0	0	–	–	0	0	0	–	–	0	0
	CEMETERY MANAGER	0	0	0	–	–	0	0	0	–	–	0	0
	CEMETERY SALESPERSON	0	0	0	–	–	0	0	0	–	–	0	0
	CERTIFICATE OF AUTHORITY (CEMETERY)	0	0	0	–	–	0	0	0	–	–	0	0
	CREMATED REMAINS DISPOSER	0	0	0	–	–	0	0	0	–	–	0	0
	CREMATORY	0	0	0	–	–	0	0	0	–	–	0	0
	CREMATORY MANAGER	0	0	0	–	–	0	0	0	–	–	0	0
	EMBALMER	0	0	0	–	–	0	0	0	–	–	0	0
	FUNERAL DIRECTOR	0	0	0	–	–	0	0	0	–	–	0	0
	FUNERAL ESTABLISHMENT	0	0	0	–	–	0	0	0	–	–	0	0
	HYDROLYSIS FACILITY	0	0	0	–	–	0	0	0	–	–	0	0

<sup>1</sup> Licenses denied do not include applications that are abandoned. An application is abandoned when the applicant is notified of a deficiency and that deficiency is not resolved in the given period of time set by statute or regulation, which leads to abandonment and closure of the application.

<sup>2</sup> Complete applications are applications without any deficiencies, such as missing documents necessary for licensure.

<sup>3</sup> Waivers approved may not match renewal requests received as some requests are not approved in the same fiscal year, documentation of military orders may not have been received and the request is pending, or the licensee may have withdrawn the request. Renewal waivers are never denied as long as orders are provided with the renewal request.

MILITARY LICENSURE													
BOARD BUREAU COMMITTEE COMMISSION	LICENSE TYPE	MILITARY SPOUSE					HONORABLY DISCHARGED					RENEWAL WAIVER	
		APPLICATIONS RECEIVED	LICENSES ISSUED	LICENSES DENIED <sup>1</sup>	PROCESSING TIME FOR COMPLETE APPROVED APPLICATIONS <sup>2</sup>	PROCESSING TIME FOR INCOMPLETE APPROVED APPLICATIONS	APPLICATIONS RECEIVED	LICENSES ISSUED	LICENSES DENIED <sup>1</sup>	PROCESSING TIME FOR COMPLETE APPROVED APPLICATIONS <sup>2</sup>	PROCESSING TIME FOR INCOMPLETE APPROVED APPLICATIONS	APPLICATIONS RECEIVED	APPLICATIONS APPROVED <sup>3</sup>
CHIROPRACTIC EXAMINERS, BOARD OF	DOCTOR CHIROPRACTIC	2	2	0	–	85	0	0	0	–	–	0	0
CONTRACTORS STATE LICENSE BOARD	HOME IMPROVEMENT SALESPERSON	0	0	0	–	0	253	167	0	50	90	64	100
	ORIGINAL CONTRACTOR'S	0	0	0	–	0	662	459	0	79	113	168	223
COURT REPORTERS BOARD OF CALIFORNIA	CERTIFIED SHORTHAND REPORTER	0	0	0	–	–	0	0	0	–	–	0	0
DENTAL BOARD OF CALIFORNIA	CONSCIOUS SEDATION PERMIT	0	0	0	–	–	2	1	0	13	–	0	0
	DENTAL SEDATION ASSISTANT PERMIT	0	0	0	–	–	0	0	0	–	–	0	0
	DENTIST	14	6	0	6	21	29	9	0	9	115	31	14
	ELECTIVE FACIAL COSMETIC SURGERY PERMIT	0	0	0	–	–	0	0	0	–	–	0	0
	GENERAL ANESTHESIA PERMIT	0	0	0	–	–	0	0	0	–	–	0	0
	MEDICAL GENERAL ANESTHESIA PERMIT	0	0	0	–	–	1	1	0	1	–	0	0
	ORAL AND MAXILLOFACIAL SURGEON	0	0	0	–	–	0	0	0	–	–	0	0
	ORAL CONSCIOUS SEDATION PERMIT	0	0	0	–	–	1	1	0	7	–	0	0
	ORTHODONTIC ASSISTANT PERMIT	0	0	0	–	–	0	0	0	–	–	1	0
	REGISTERED DENTAL ASSISTANT	5	1	0	27	–	7	5	0	30	132	7	1
	REGISTERED DENTAL ASSISTANT IN EXTENDED FUNCTIONS	0	0	0	–	–	0	0	0	–	–	0	0
	SPECIAL PERMIT	0	0	0	–	–	0	0	0	–	–	0	0
DENTAL HYGIENE BOARD OF CALIFORNIA	REGISTERED DENTAL HYGIENIST	15	14	0	8	17	24	24	0	18	23	0	0
	REGISTERED DENTAL HYGIENIST IN ALTERNATIVE PRACTICE	0	0	0	–	–	1	1	0	32	–	0	0
	REGISTERED DENTAL HYGIENIST IN EXTENDED FUNCTIONS	0	0	0	–	–	0	0	0	–	–	0	0
HOUSEHOLD GOODS AND SERVICES, BUREAU OF	APPLIANCE SERVICE DEALER	0	0	0	–	–	4	4	0	13	–	0	0
	BEDDING RETAILER	0	0	0	–	–	0	0	0	–	–	0	0
	COMBINATION SERVICE DEALER	0	0	0	–	–	0	0	0	–	–	0	0
	CUSTOMER UPHOLSTERER	1	1	0	18	–	0	0	0	–	–	0	0
	ELECTRONIC SERVICE DEALER	0	0	0	–	–	1	1	0	15	–	0	0
	FURNITURE AND BEDDING MANUFACTURER	0	0	0	–	–	0	0	0	–	–	0	0
	FURNITURE AND BEDDING RETAILER	0	0	0	–	–	1	1	0	14	–	0	0
	FURNITURE AND BEDDING WHOLESALE	0	0	0	–	–	0	0	0	–	–	0	0

<sup>1</sup> Licenses denied do not include applications that are abandoned. An application is abandoned when the applicant is notified of a deficiency and that deficiency is not resolved in the given period of time set by statute or regulation, which leads to abandonment and closure of the application.

<sup>2</sup> Complete applications are applications without any deficiencies, such as missing documents necessary for licensure.

<sup>3</sup> Waivers approved may not match renewal requests received as some requests are not approved in the same fiscal year, documentation of military orders may not have been received and the request is pending, or the licensee may have withdrawn the request. Renewal waivers are never denied as long as orders are provided with the renewal request.



MILITARY LICENSURE													
BOARD BUREAU COMMITTEE COMMISSION	LICENSE TYPE	MILITARY SPOUSE					HONORABLY DISCHARGED					RENEWAL WAIVER	
		APPLICATIONS RECEIVED	LICENSES ISSUED	LICENSES DENIED <sup>1</sup>	PROCESSING TIME FOR COMPLETE APPROVED APPLICATIONS <sup>2</sup>	PROCESSING TIME FOR INCOMPLETE APPROVED APPLICATIONS	APPLICATIONS RECEIVED	LICENSES ISSUED	LICENSES DENIED <sup>1</sup>	PROCESSING TIME FOR COMPLETE APPROVED APPLICATIONS <sup>2</sup>	PROCESSING TIME FOR INCOMPLETE APPROVED APPLICATIONS	APPLICATIONS RECEIVED	APPLICATIONS APPROVED <sup>3</sup>
HOUSEHOLD GOODS AND SERVICES, BUREAU OF (continued)	FURNITURE RETAILER	0	0	0	–	–	0	0	0	–	–	0	0
	HOUSEHOLD MOVERS	0	0	0	–	–	0	0	0	138	–	0	0
	IMPORTER	0	0	0	–	–	0	0	0	–	–	0	0
	SANITIZER	0	0	0	–	–	0	0	0	–	–	0	0
	SERVICE CONTRACT ADMINISTRATOR	0	0	0	–	–	0	0	0	–	–	0	0
	SERVICE CONTRACT SELLER	0	0	0	–	–	1	1	0	22	–	0	0
	SUPPLY DEALER	0	0	0	–	–	0	0	0	–	–	0	0
	THERMAL INSULATION MANUFACTURER	0	0	0	–	–	0	0	0	–	–	0	0
MEDICAL BOARD OF CALIFORNIA	FICTITIOUS NAME PERMIT	0	0	0	–	–	0	0	0	–	–	0	0
	LICENSED MIDWIFE	0	0	0	–	–	0	0	0	–	–	0	0
	PHYSICIAN AND SURGEON	14	14	0	–	96	101	58	0	54	85	17	17
	POLYSOMNOGRAPHIC TECHNICIAN	0	0	0	–	–	0	0	0	–	–	0	0
	POLYSOMNOGRAPHIC TECHNOLOGIST	0	0	0	–	–	2	2	0	–	17	1	0
	POLYSOMNOGRAPHIC TRAINEE	0	0	0	–	–	0	0	0	–	–	0	0
	POSTGRADUATE TRAINING	0	0	0	–	–	16	9	0	24	65	0	0
	RESEARCH PSYCHOANALYST	0	0	0	–	–	0	0	0	–	–	0	0
	SPECIAL FACULTY PERMIT	0	0	0	–	–	0	0	0	–	–	0	0
	SPECIAL PROGRAMS (INDIVIDUAL)	0	0	0	–	–	0	0	0	–	–	0	0
NATUROPATHIC MEDICINE COMMITTEE	NATUROPATHIC DOCTOR	1	1	0	1	–	0	0	0	–	–	0	0
OCCUPATIONAL THERAPY, CALIFORNIA BOARD OF	OCCUPATIONAL THERAPIST	22	20	0	17	67	11	10	0	13	49	0	0
	OCCUPATIONAL THERAPIST LIMITED	0	0	0	–	–	0	0	0	–	–	0	0
	OCCUPATIONAL THERAPY ASSISTANT	6	4	0	11	33	13	9	0	14	25	0	0
	OCCUPATIONAL THERAPY ASSISTANT LIMITED	0	0	0	–	–	0	0	0	–	–	0	0
OPTOMETRY, CALIFORNIA STATE BOARD OF	OPTOMETRIST	1	0	0	–	–	0	0	0	–	–	0	0
	REGISTERED CONTACT LENS DISPENSER	2	1	0	2	–	0	0	0	–	–	0	0
	REGISTERED SPECTACLE LENS DISPENSER	2	0	0	–	–	0	0	0	–	–	0	0
OSTEOPATHIC MEDICAL BOARD OF CALIFORNIA	OSTEOPATHIC PHYSICIAN AND SURGEON	3	2	0	18	–	20	18	0	105	112	0	0
	POSTGRADUATE TRAINING	5	5	0	72	–	0	0	0	–	–	0	0
PHARMACY, CALIFORNIA STATE BOARD OF	ADVANCED PRACTICE PHARMACIST	0	0	0	–	–	0	0	0	–	–	0	0
	DESIGNATED PARAMEDIC	0	0	0	–	–	0	0	0	–	–	0	0
	DESIGNATED REPRESENTATIVE	0	0	0	–	–	15	9	0	53	163	0	0
	DESIGNATED REPRESENTATIVE— 3PL	0	0	0	–	–	12	5	0	47	77	0	0

<sup>1</sup> Licenses denied do not include applications that are abandoned. An application is abandoned when the applicant is notified of a deficiency and that deficiency is not resolved in the given period of time set by statute or regulation, which leads to abandonment and closure of the application.

<sup>2</sup> Complete applications are applications without any deficiencies, such as missing documents necessary for licensure.

<sup>3</sup> Waivers approved may not match renewal requests received as some requests are not approved in the same fiscal year, documentation of military orders may not have been received and the request is pending, or the licensee may have withdrawn the request. Renewal waivers are never denied as long as orders are provided with the renewal request.

MILITARY LICENSURE													
BOARD BUREAU COMMITTEE COMMISSION	LICENSE TYPE	MILITARY SPOUSE					HONORABLY DISCHARGED					RENEWAL WAIVER	
		APPLICATIONS RECEIVED	LICENSES ISSUED	LICENSES DENIED <sup>1</sup>	PROCESSING TIME FOR COMPLETE APPROVED APPLICATIONS <sup>2</sup>	PROCESSING TIME FOR INCOMPLETE APPROVED APPLICATIONS	APPLICATIONS RECEIVED	LICENSES ISSUED	LICENSES DENIED <sup>1</sup>	PROCESSING TIME FOR COMPLETE APPROVED APPLICATIONS <sup>2</sup>	PROCESSING TIME FOR INCOMPLETE APPROVED APPLICATIONS	APPLICATIONS RECEIVED	APPLICATIONS APPROVED <sup>3</sup>
PHARMACY, CALIFORNIA STATE BOARD OF (continued)	DESIGNATED REPRESENTATIVE— REVERSE DISTRIBUTOR	0	0	0	–	–	1	0	0	–	111	0	0
	DESIGNATED REPRESENTATIVE VET	0	0	0	–	–	0	0	0	–	–	0	0
	INTERN PHARMACIST	0	0	0	–	–	12	11	0	14	33	0	0
	"PHARMACIST (INITIAL LICENSING APPLICATIONS FOR MILITARY SPOUSE AND HONORABLY DISCHARGED)"	9	9	0	1	–	14	14	0	2	–	4	1
	PHARMACIST EXAMINATION APPLICATIONS	12	13	0	11	30	25	26	0	17	38	0	0
	PHARMACY TECHNICIAN	20	13	0	33	85	69	74	0	28	104	1	0
PHYSICAL THERAPY BOARD OF CALIFORNIA	PHYSICAL THERAPIST	32	29	0	2	61	32	28	0	–	89	6	0
	PHYSICAL THERAPIST ASSISTANT	16	14	0	–	105	32	26	0	4	154	3	0
PHYSICIAN ASSISTANT BOARD	PHYSICIAN ASSISTANT	13	10	0	–	42	59	47	0	19	51	1	0
PODIATRIC MEDICAL BOARD OF CALIFORNIA	DOCTOR OF PODIATRIC MEDICINE	0	0	0	–	–	0	0	0	–	–	0	0
	RESIDENT STATUS	0	0	0	–	–	0	0	0	–	–	0	0
PRIVATE POSTSECONDARY EDUCATION, BUREAU FOR	INSTITUTIONS APPROVED TO OPERATE BY MEANS OF ACCREDITATION	0	0	0	–	–	0	0	0	–	–	0	0
	INSTITUTIONS APPROVED TO OPERATE BY MEANS OF FULL APPROVAL (NON-ACCREDITED)	0	0	0	–	–	0	0	0	–	–	0	0
PROFESSIONAL ENGINEERS, LAND SURVEYORS, AND GEOLOGISTS, BOARD FOR	CERTIFIED ENGINEERING GEOLOGIST	0	0	0	–	–	1	0	0	–	–	0	0
	CERTIFIED HYDROGEOLOGIST	0	0	0	–	–	0	0	0	–	–	0	0
	CHEMICAL ENGINEER	0	0	0	–	–	0	0	0	–	–	0	0
	CIVIL ENGINEER	2	0	0	–	–	12	0	0	–	–	2	2
	CONTROL SYSTEMS ENGINEER	0	0	0	–	–	0	0	0	–	–	0	0
	ELECTRICAL ENGINEER	0	0	0	–	–	18	19	0	50	–	0	0
	ENGINEER-IN-TRAINING	0	0	0	–	–	24	23	0	12	18	0	0
	FIRE PROTECTION ENGINEER	0	0	0	–	–	2	1	0	35	–	0	0
	GEOLOGIST	0	1	0	8	–	1	1	0	7	–	0	0
	GEOLOGIST-IN-TRAINING	1	0	0	–	–	3	2	0	38	–	0	0
	GEOPHYSICIST	0	0	0	–	–	0	0	0	–	–	0	0
	GEOTECHNICAL ENGINEER	0	0	0	–	–	0	0	0	–	–	0	0
	INDUSTRIAL ENGINEER	0	0	0	–	–	0	0	0	–	–	0	0
	LAND SURVEYOR	0	0	0	–	–	0	0	0	–	–	0	0
	LAND SURVEYOR-IN-TRAINING	0	0	0	–	–	6	5	0	13	17	0	0

<sup>1</sup> Licenses denied do not include applications that are abandoned. An application is abandoned when the applicant is notified of a deficiency and that deficiency is not resolved in the given period of time set by statute or regulation, which leads to abandonment and closure of the application.

<sup>2</sup> Complete applications are applications without any deficiencies, such as missing documents necessary for licensure.

<sup>3</sup> Waivers approved may not match renewal requests received as some requests are not approved in the same fiscal year, documentation of military orders may not have been received and the request is pending, or the licensee may have withdrawn the request. Renewal waivers are never denied as long as orders are provided with the renewal request.

MILITARY LICENSURE													
BOARD BUREAU COMMITTEE COMMISSION	LICENSE TYPE	MILITARY SPOUSE					HONORABLY DISCHARGED					RENEWAL WAIVER	
		APPLICATIONS RECEIVED	LICENSES ISSUED	LICENSES DENIED <sup>1</sup>	PROCESSING TIME FOR COMPLETE APPROVED APPLICATIONS <sup>2</sup>	PROCESSING TIME FOR INCOMPLETE APPROVED APPLICATIONS	APPLICATIONS RECEIVED	LICENSES ISSUED	LICENSES DENIED <sup>1</sup>	PROCESSING TIME FOR COMPLETE APPROVED APPLICATIONS <sup>2</sup>	PROCESSING TIME FOR INCOMPLETE APPROVED APPLICATIONS	APPLICATIONS RECEIVED	APPLICATIONS APPROVED <sup>3</sup>
PROFESSIONAL ENGINEERS, LAND SURVEYORS, AND GEOLOGISTS, BOARD FOR (continued)	MECHANICAL ENGINEER	0	0	0	–	–	13	17	0	45	–	1	1
	METALLURGICAL ENGINEER	0	0	0	–	–	0	0	0	–	–	0	0
	NUCLEAR ENGINEER	0	0	0	–	–	0	0	0	–	–	0	0
	PETROLEUM ENGINEER	0	0	0	–	–	0	0	0	–	–	0	0
	STRUCTURAL ENGINEER	0	0	0	–	–	1	0	0	–	–	0	0
	TRAFFIC ENGINEER	0	0	0	–	–	0	0	0	–	–	0	0
PROFESSIONAL FIDUCIARIES BUREAU	PROFESSIONAL FIDUCIARY	0	0	0	–	–	0	0	0	–	–	0	0
PSYCHOLOGY, BOARD OF	PSYCHOLOGIST	0	0	0	–	–	1	1	0	51	–	0	0
	PSYCHOLOGICAL ASSOCIATE	0	0	0	–	–	0	0	0	–	–	0	0
REAL ESTATE APPRAISERS, BUREAU OF	CERTIFIED GENERAL	0	0	0	–	–	8	8	0	9	–	0	0
	CERTIFIED RESIDENTIAL	0	0	0	–	–	1	1	0	11	–	0	0
	RESIDENTIAL	0	0	0	–	–	6	6	0	7	–	0	0
	TRAINEE	0	0	0	–	–	6	6	0	3	–	0	0
REGISTERED NURSING, BOARD OF	CLINICAL NURSE SPECIALIST	0	0	0	–	–	5	4	0	0	101	1	0
	CONTINUING EDUCATION PROVIDER	0	0	0	–	–	0	0	0	–	–	0	0
	NURSE ANESTHETIST	0	0	0	–	–	26	19	0	0	133	1	0
	NURSE MIDWIFE	4	3	0	–	93	6	5	0	0	117	0	0
	NURSE MIDWIFE FURNISHING	2	1	0	–	90	5	4	0	0	146	0	0
	NURSE PRACTITIONER	4	0	0	–	–	155	120	0	9	108	5	3
	NURSE PRACTITIONER FURNISHING	2	0	0	–	–	120	104	0	10	98	3	3
	PSYCHIATRIC MENTAL HEALTH NURSE	1	0	0	–	–	0	0	0	–	–	0	0
	PUBLIC HEALTH NURSE	10	5	0	15	85	81	56	0	9	126	4	8
	REGISTERED NURSE—EXAM	0	0	0	–	–	1,460	1,068	0	31	129	58	16
	REGISTERED NURSE— ENDORSEMENT	251	239	0	59	91							
RESPIRATORY CARE BOARD OF CALIFORNIA	RESPIRATORY CARE PRACTITIONER	27	23	0	–	52	80	49	0	2	49	2	2
SECURITY AND INVESTIGATIVE SERVICES, BUREAU OF <sup>4</sup>	ALARM COMPANY BRANCH	0	0	0	-	-	0	0	0	-	-	0	0
	ALARM COMPANY EMPLOYEE	16	12	0	39	-	127	91	4	32	-	0	0
	ALARM COMPANY OPERATOR	1	0	0	-	-	0	0	0	-	-	0	0
	ALARM COMPANY QUALIFIED MANAGER	0	0	0	-	-	9	2	0	-	91	0	0
	BATON PERMIT	0	0	0	-	-	0	0	0	-	-	0	0
	FIREARM PERMIT	50	36	4	85	60	131	32	0	87	-	0	0
	LOCKSMITH COMPANY BRANCH	0	0	0	-	-	0	0	0	-	-	0	0
	LOCKSMITH EMPLOYEE	1	0	0	-	-	0	0	0	-	-	0	0
	LOCKSMITH COMPANY OPERATOR	0	0	0	-	-	15	9	0	36	-	0	0
	PRIVATE INVESTIGATOR	2	0	0	-	-	1	0	0	-	-	0	0

<sup>1</sup> Licenses denied do not include applications that are abandoned. An application is abandoned when the applicant is notified of a deficiency and that deficiency is not resolved in the given period of time set by statute or regulation, which leads to abandonment and closure of the application.

<sup>2</sup> Complete applications are applications without any deficiencies, such as missing documents necessary for licensure.

<sup>3</sup> Waivers approved may not match renewal requests received as some requests are not approved in the same fiscal year, documentation of military orders may not have been received and the request is pending, or the licensee may have withdrawn the request. Renewal waivers are never denied as long as orders are provided with the renewal request.

<sup>4</sup> BSIS Military Data updated April 2023 to reflect accurate data.

MILITARY LICENSURE													
BOARD BUREAU COMMITTEE COMMISSION	LICENSE TYPE	MILITARY SPOUSE					HONORABLY DISCHARGED					RENEWAL WAIVER	
		APPLICATIONS RECEIVED	LICENSES ISSUED	LICENSES DENIED <sup>1</sup>	PROCESSING TIME FOR COMPLETE APPROVED APPLICATIONS <sup>2</sup>	PROCESSING TIME FOR INCOMPLETE APPROVED APPLICATIONS	APPLICATIONS RECEIVED	LICENSES ISSUED	LICENSES DENIED <sup>1</sup>	PROCESSING TIME FOR COMPLETE APPROVED APPLICATIONS <sup>2</sup>	PROCESSING TIME FOR INCOMPLETE APPROVED APPLICATIONS	APPLICATIONS RECEIVED	APPLICATIONS APPROVED <sup>3</sup>
SECURITY AND INVESTIGATIVE SERVICES, BUREAU OF <sup>4</sup> (continued)	PRIVATE INVESTIGATOR BRANCH	0	0	0	-	-	0	0	0	-	-	0	0
	PRIVATE PATROL OPERATOR	9	0	0	-	-	1	0	0	-	-	0	0
	PRIVATE PATROL OPERATOR BRANCH	0	0	0	-	-	0	0	0	-	-	0	0
	PROPRIETARY PRIVATE SECURITY OFFICER EMPLOYER	3	0	0	-	-	2	0	0	-	-	0	0
	PROPRIETARY PRIVATE SECURITY OFFICER	13	9	0	46	-	287	166	1	49	-	0	0
	REPOSSESSION AGENCY	0	0	0	-	-	0	0	0	-	-	0	0
	REPOSSESSION AGENCY EMPLOYEE	0	0	0	-	-	0	0	0	-	-	0	0
	REPOSSESSION AGENCY QUALIFIED MANAGER	1	0	0	-	-	1	0	0	-	-	0	0
	SECURITY GUARD	286	170	8	24	62	6,342	5,196	98	18	100	8	8
	TRAINING FACILITY BATON	2	1	0	-	428	0	0	0	-	-	0	0
	TRAINING FACILITY FIREARM	1	0	0	-	-	5	2	0	-	141	0	0
	TRAINING FACILITY BATON INSTRUCTOR	0	0	0	-	-	0	0	0	-	-	0	0
	TRAINING FACILITY FIREARM INSTRUCTOR	2	1	0	-	24	17	5	0	-	76	0	0
SPEECH-LANGUAGE PATHOLOGY AND AUDIOLOGY AND HEARING AID DISPENSERS BOARD	AIDE	0	0	0	-	-	1	1	0	15	-	0	0
	AUDIOLOGIST	0	0	0	-	-	0	0	0	-	-	0	0
	HEARING AID DISPENSER	0	0	0	-	-	0	0	0	-	-	0	0
	HEARING AID DISPENSER TRAINEE	0	0	0	-	-	0	0	0	-	-	0	0
	REQUIRED PROFESSIONAL EXPERIENCE	1	1	0	-	30	5	5	0	7	16	0	0
	SPEECH-LANGUAGE PATHOLOGIST	13	12	0	11	25	15	15	0	4	30	0	0
	SPEECH-LANGUAGE PATHOLOGY ASSISTANT	2	2	0	14	25	2	2	0	19	64	0	0
STRUCTURAL PEST CONTROL BOARD	APPLICATOR	0	0	0	-	-	0	0	0	-	-	0	0
	FIELD REPRESENTATIVE	0	0	0	-	-	0	0	0	-	-	0	0
	OPERATOR	0	0	0	-	-	0	0	0	-	-	0	0
VETERINARY MEDICAL BOARD	REGISTERED VETERINARY TECHNICIAN	9	8	0	34	91	14	9	0	22	81	0	0
	UNIVERSITY VETERINARIAN	0	0	0	-	-	0	0	0	-	-	0	0
	VETERINARIAN	11	7	0	3	185	13	5	0	4	151	4	2
	VETERINARY ASSISTANT CONTROLLED SUBSTANCES PERMIT	8	5	0	49	142	10	8	0	37	91	0	0
	VETERINARIAN INTERN	0	0	0	-	-	0	0	0	-	-	0	0
	VETERINARIAN PREMISES	0	0	0	-	-	0	0	0	-	-	0	0
	VETERINARY TEMPORARY	0	0	0	-	-	1	0	0	-	-	0	0
BOARD OF VOCATIONAL NURSING AND PSYCHIATRIC TECHNICIANS	PSYCHIATRIC TECHNICIAN	0	0	0	-	-	3	3	0	2	25	0	0
	VOCATIONAL NURSE	36	33	0	8	48	172	183	0	4	98	18	9

<sup>1</sup> Licenses denied do not include applications that are abandoned. An application is abandoned when the applicant is notified of a deficiency and that deficiency is not resolved in the given period of time set by statute or regulation, which leads to abandonment and closure of the application.

<sup>2</sup> Complete applications are applications without any deficiencies, such as missing documents necessary for licensure.

<sup>3</sup> Waivers approved may not match renewal requests received as some requests are not approved in the same fiscal year, documentation of military orders may not have been received and the request is pending, or the licensee may have withdrawn the request. Renewal waivers are never denied as long as orders are provided with the renewal request.

<sup>4</sup> BSIS Military Data updated April 2023 to reflect accurate data.

# SECTION 139

The following data is provided in compliance with Business and Professions Code section 139. Section 139 requires that every licensure examination under DCA be based on a valid occupational analysis (OA). It also requires that every licensure examination be periodically evaluated for validity, reliability, fairness, and legal defensibility. To ensure that these requirements are met, section 139(c) requires all boards, bureaus, and committees under DCA to report the following information:

(A) The legislative and regulatory authority for the prerequisites to take the examination, and how often these prerequisites are assessed.

(B) The year of the most recent OA of the licensed profession, and the year of the OA on which the current examination is based.

(C) The method for setting the passing score for the examination.

(D) Whether examination items (questions) are periodically analyzed.

(E) Direct costs in the previous fiscal year for OAs, examination development, examination administration, and licensure examination program evaluation.

SECTION 139														
EXAMINATION PROGRAM			PREREQUISITES <sup>1</sup> FOR ADMITTANCE TO THE EXAMINATION			EXAMINATION VALIDATION <sup>2</sup> OA = OCCUPATIONAL ANALYSIS				COSTS (IN THOUSANDS) <sup>3</sup> ED = EXAMINATION DEVELOPMENT EA = EXAMINATION ADMINISTRATION PE = PROGRAM EVALUATION PO = PER OCCURRENCE PY = PER YEAR				
BOARD BUREAU COMMITTEE	LICENSE TYPE	EXAMINATION TITLE	MANDATING CODE(S)		ASSESSMENT METHOD AND FREQUENCY	YEAR OF MOST RECENT OA		OA YEAR CURRENT EXAMINATION IS BASED <sup>4</sup>	PASSING SCORE METHOD	PERIODIC ITEM ANALYSIS	OA (PO)	ED (PY)	EA (PY)	PE (PO)
			B&P	CCR		NATIONAL	CALIFORNIA							
ACCOUNTANCY, CALIFORNIA BOARD OF	CERTIFIED PUBLIC ACCOUNTANT	UNIFORM CPA EXAMINATION	5092 5093	9.2	OA; INTERNAL/ EXTERNAL REVIEW AS NEEDED	2020		2020	CRITERION- REFERENCED	X	\$28	\$0	\$891	\$0
		PROFESSIONAL ETHICS FOR CERTIFIED PUBLIC ACCOUNTANTS— SUPPLEMENTAL EXAMINATION	5018 5092 5093	10	EXTERNAL REVIEW EVERY 3 YEARS	2020		2020	SET IN REGULATION		\$0	\$0	\$0	\$0
ACUPUNCTURE BOARD	ACUPUNCTURE	CALIFORNIA ACUPUNCTURE LICENSING EXAMINATION	4938 4939 4941	1399.415 1399.416 1399.425 1399.434	OA BY OPES EVERY 5 YEARS		2021	2015	MODIFIED ANGOFF <sup>5</sup> /IRT EQUATING <sup>6</sup>	X	\$0	\$196.5	\$23.8	\$0
ARCHITECTS BOARD, CALIFORNIA	ARCHITECT	ARCHITECT REGISTRATION EXAMINATION	5550 5552	116	INTERNAL REVIEW AS NECESSARY	2022		2012	MODIFIED ANGOFF	X	\$1	\$2	\$143	\$12
		CALIFORNIA SUPPLEMENTAL EXAMINATION					2020	2020	MODIFIED ANGOFF/IRT EQUATING	X	\$5	\$131	\$188	\$11

<sup>1</sup> Prerequisites for admittance to the examination are mandated by Business and Professions Code and/or California Code of Regulations (CCR) and assessed using a number of methods, including national standards and regulatory review. CCR codes are title 16 unless otherwise indicated.

<sup>2</sup> Methods used to establish passing scores vary across examination administrations and are based on minimum competence criteria necessary for licensure.

<sup>3</sup> Included are costs for personnel required to perform these functions.

<sup>4</sup> The date in the "OA Year Current Exam is Based" column may be earlier than the date in the "Year of Most Recent OA" column. The current examination may be based on the OA preceding the most recent OA. It takes a significant amount of time to update an examination after a new OA is completed.

<sup>5</sup> The Modified Angoff Method is a criterion-referenced method for setting the passing score of an examination. Licensed practitioners establish a minimally acceptable level of competence for safe practice that candidates must possess to pass the examination. By applying a criterion-referenced methodology, a passing score is set lower for an examination containing many difficult items (questions) and set higher for an examination containing a small number of difficult items. The Modified Angoff Method is the most common method used for licensure examinations.

<sup>6</sup> IRT stands for Item Response Theory, a statistical method for estimating the difficulty of examination items (questions) and of examinations. For licensure examination programs that meet certain parameters, IRT can be used to set the passing score for the examination after a Modified Angoff Method has been used to set the criterion.

# SECTION 139

EXAMINATION PROGRAM			PREREQUISITES <sup>1</sup> FOR ADMITTANCE TO THE EXAMINATION			EXAMINATION VALIDATION <sup>2</sup> OA = OCCUPATIONAL ANALYSIS				COSTS (IN THOUSANDS) <sup>3</sup> ED = EXAMINATION DEVELOPMENT EA = EXAMINATION ADMINISTRATION PE = PROGRAM EVALUATION PO = PER OCCURRENCE PY = PER YEAR				
BOARD BUREAU COMMITTEE	LICENSE TYPE	EXAMINATION TITLE	MANDATING CODE(S)		ASSESSMENT METHOD AND FREQUENCY	YEAR OF MOST RECENT OA		OA YEAR CURRENT EXAMINATION IS BASED <sup>4</sup>	PASSING SCORE METHOD	PERIODIC ITEM ANALYSIS	OA (PO)	ED (PY)	EA (PY)	PE (PO)
			B&P	CCR		NATIONAL	CALIFORNIA							
LANDSCAPE ARCHITECTS TECHNICAL COMMITTEE	LANDSCAPE ARCHITECT (NATIONAL)	LANDSCAPE ARCHITECT REGISTRATION EXAMINATION	5650 5651	2610 2615 2620 2621	INTERNAL REVIEW OF CANDIDATE- SUBMITTED EDUCATION AND TRAINING EXPERIENCE; COMPLETED UPON APPLICATION FOR EXAMINATION	2016		2016	MODIFIED ANGOFF	X	\$1	\$2	\$31	\$10
	LANDSCAPE ARCHITECT (SUPPLEMENTAL)	CALIFORNIA SUPPLEMENTAL EXAMINATION					2020	2020			\$0	\$59	\$21	\$9
AUTOMOTIVE REPAIR, BUREAU OF	SMOG CHECK	SMOG CHECK INSPECTOR EXAMINATION	HEALTH AND SAFETY CODE 44014 44031.5	3340.28 3340.29	INTERNAL REVIEW EVERY 5 YEARS		2022	2016	MODIFIED ANGOFF	X	\$77	\$0	\$78	\$17
		SMOG CHECK REPAIR TECHNICIAN EXAMINATION					2021	2021			\$0	\$0	\$29	\$16
	BRAKE ADJUSTER (A, B, C)	BRAKE ADJUSTER (A, B, C) LICENSING EXAMINATION	9887.2	3310			2018	2018			\$0	\$28	\$29	\$9
	LAMP ADJUSTER	LAMP ADJUSTER EXAMINATION					2018	2018			\$0	\$15	\$27	\$11
BARBERING AND COSMETOLOGY, BOARD OF	BARBER	BARBER	7321.5	909 910 924 926	EXTERNAL REVIEW AS NEEDED	2020	2019	2018	MODIFIED ANGOFF (FIRST FORM AFTER OA) EQUATING (SUBSEQUENT FORMS)	X		\$2,868		
	COSMETOLOGIST	COSMETOLOGIST	7321			2020	2017	2015						
	ELECTROLOGIST	ELECTROLOGIST	7330			2021	2020	2018						
	ESTHETICIAN	ESTHETICIAN	7324	2020		2021	2020							
	MANICURIST	MANICURIST	7326	2020		2021	2020							
	HAIRSTYLIST	HAIRSTYLIST	7322			2022		\$10						
BEHAVIORAL SCIENCES, BOARD OF	LICENSED CLINICAL SOCIAL WORKER	LICENSED CLINICAL SOCIAL WORKER CALIFORNIA LAW AND ETHICS EXAMINATION	4992.05 (a)(1)	1829.1 (a)(1)	OA; ANNUAL INTERNAL/ EXTERNAL REVIEW		2021	2015	MODIFIED ANGOFF/IRT EQUATING	X	\$0	\$14	\$142.7	\$0
		LICENSED CLINICAL SOCIAL WORKER ASSOCIATION OF SOCIAL WORK BOARDS CLINICAL EXAMINATION	4992.05 (c)(1-3)	1877.1 (a)(1)		2018		2018	MODIFIED ANGOFF		\$0	\$0	\$0	
	LICENSED EDUCATIONAL PSYCHOLOGIST	LICENSED EDUCATIONAL PSYCHOLOGIST STANDARD WRITTEN EXAMINATION	4989.20 (a)(7)	1822.50 (a)(1)			2022	2015	MODIFIED ANGOFF/IRT EQUATING		\$8.8	\$14	\$8.3	
	LICENSED PROFESSIONAL CLINICAL COUNSELOR	LICENSED PROFESSIONAL CLINICAL COUNSELOR CALIFORNIA LAW AND ETHICS EXAMINATION	4999.53 (a)(1)				2018	2015	MODIFIED ANGOFF/IRT EQUATING			\$6.2	\$4.4	
		NATIONAL CLINICAL MENTAL HEALTH COUNSELING EXAMINATION	4999.53 (c)(1-3)	1829.1 (a)(2)		2019		2019	MODIFIED ANGOFF		\$0	\$0	\$0	
	LICENSED MARRIAGE AND FAMILY THERAPIST (LMFT)	LICENSED MARRIAGE AND FAMILY THERAPIST CALIFORNIA LAW AND ETHICS EXAMINATION	4980.397 (a)(1)	1877.1 (a)(2)			2020	2015	MODIFIED ANGOFF/IRT EQUATING		\$0	\$9.5	\$125.7	
		LICENSED MARRIAGE AND FAMILY THERAPIST CLINICAL EXAMINATION	4980.397 (a)(2)	1822.50 (a)(2)			2020	2020	MODIFIED ANGOFF/IRT EQUATING		\$0	\$32.2	\$256.5	

<sup>1</sup> Prerequisites for admittance to the examination are mandated by Business and Professions Code and/or California Code of Regulations (CCR) and assessed using a number of methods, including national standards and regulatory review. CCR codes are title 16 unless otherwise indicated.

<sup>2</sup> Methods used to establish passing scores vary across examination administrations and are based on minimum competence criteria necessary for licensure.

<sup>3</sup> Included are costs for personnel required to perform these functions.

<sup>4</sup> The date in the "OA Year Current Exam is Based" column may be earlier than the date in the "Year of Most Recent OA" column. The current examination may be based on the OA preceding the most recent OA. It takes a significant amount of time to update an examination after a new OA is completed.

# SECTION 139

EXAMINATION PROGRAM			PREREQUISITES <sup>1</sup> FOR ADMITTANCE TO THE EXAMINATION			EXAMINATION VALIDATION <sup>2</sup> OA = OCCUPATIONAL ANALYSIS				COSTS (IN THOUSANDS) <sup>3</sup> ED = EXAMINATION DEVELOPMENT EA = EXAMINATION ADMINISTRATION PE = PROGRAM EVALUATION PO = PER OCCURRENCE PY = PER YEAR				
BOARD BUREAU COMMITTEE	LICENSE TYPE	EXAMINATION TITLE	MANDATING CODE(S)		ASSESSMENT METHOD AND FREQUENCY	YEAR OF MOST RECENT OA		OA YEAR CURRENT EXAMINATION IS BASED <sup>4</sup>	PASSING SCORE METHOD	PERIODIC ITEM ANALYSIS	OA (PO)	ED (PY)	EA (PY)	PE (PO)
			B&P	CCR		NATIONAL	CALIFORNIA							
CEMETERY AND FUNERAL BUREAU	CEMETERY BROKER	CEMETERY BROKER WRITTEN EXAMINATION	7651 7651.1 7651.2		ANNUAL INTERNAL REVIEW		2020	2020	MODIFIED ANGOFF	X	\$0	\$0	\$0.6	\$0
	CEMETERY MANAGER	CEMETERY MANAGER WRITTEN EXAMINATION	7653.7	2326.1 (a)(1)			2019	2019					\$0.8	
	CREMATORY MANAGER	CREMATORY MANAGER WRITTEN EXAMINATION	7712.1 7713.1	2326.1(b)			2018	2018					\$1.1	
	EMBALMER	NATIONAL BOARD EXAMINATION, SCIENCES SECTION, INTERNATIONAL CONFERENCE OF FUNERAL SERVICE EXAMINING BOARDS	7642 7643 7646	1235		2022		2017	CRITERION- REFERENCED			\$0	\$1.1	
		EMBALMER CALIFORNIA LAW EXAMINATION					2021	2021	MODIFIED ANGOFF			\$54.5		
	FUNERAL DIRECTOR	FUNERAL DIRECTOR WRITTEN EXAMINATION	7618 7619				2017	2017	MODIFIED ANGOFF		\$10.7	\$0	\$7.7	
CHIROPRACTIC EXAMINERS, BOARD OF	DOCTOR OF CHIROPRACTIC	NATIONAL BOARD OF CHIROPRACTIC EXAMINERS EXAMINATION	SECTION 6, CHIRO- PRACTIC INITIATIVE ACT	INTERNAL 5 YEARS	2020	2017	2020	MODIFIED ANGOFF	X	\$0	\$0	\$0	\$0	
		CALIFORNIA CHIROPRACTIC LAW EXAMINATION	SECTION 5, CHIRO- PRACTIC INITIATIVE ACT			2017	2017			\$0	\$28.9	\$13.2	\$0	
CONTRACTORS STATE LICENSE BOARD	A	GENERAL ENGINEERING EXAMINATION	7056- 7058	825 826	INTERNAL REVIEW AS NEEDED		2019	2019	MODIFIED ANGOFF	X	\$0	\$0	\$27	\$1.3
	B	GENERAL BUILDING EXAMINATION					2019	2019			\$0	\$0	\$27	\$1.3
	B-2	RESIDENTIAL REMODELING EXAMINATION					2021	2021			\$0	\$0	\$27	\$1.3
	C-2	INSULATION AND ACOUSTICAL EXAMINATION					2021	2017			\$44.8	\$25.9	\$27	\$1.3
	C-4	BOILER, HOT-WATER HEATING, AND STEAM FITTING EXAMINATION					2021	2016			\$44.8	\$25.9	\$27	\$1.3
	C-5	FRAMING AND ROUGH CARPENTRY EXAMINATION					2019	2019			\$0	\$0	\$27	\$1.3
	C-6	CABINET, MILLWORK, AND FINISH CARPENTRY EXAMINATION					2020	2014			\$0	\$25.9	\$27	\$1.3
	C-7	LOW VOLTAGE SYSTEMS EXAMINATION					2021	2016			\$44.8	\$25.9	\$27	\$1.3
	C-8	CONCRETE EXAMINATION					2021	2015			\$0	\$25.9	\$27	\$1.3
	C-9	DRYWALL EXAMINATION					2020	2015			\$0	\$25.9	\$27	\$1.3
	C-10	ELECTRICAL EXAMINATION					2018	2018			\$0	\$0	\$27	\$1.3
	C-11	ELEVATOR EXAMINATION					2019	2014			\$0	\$25.9	\$27	\$1.3

<sup>1</sup> Prerequisites for admittance to the examination are mandated by Business and Professions Code and/or California Code of Regulations (CCR) and assessed using a number of methods, including national standards and regulatory review. CCR codes are title 16 unless otherwise indicated.

<sup>2</sup> Methods used to establish passing scores vary across examination administrations and are based on minimum competence criteria necessary for licensure.

<sup>3</sup> Included are costs for personnel required to perform these functions.

<sup>4</sup> The date in the "OA Year Current Exam is Based" column may be earlier than the date in the "Year of Most Recent OA" column. The current examination may be based on the OA preceding the most recent OA. It takes a significant amount of time to update an examination after a new OA is completed.



# SECTION 139

EXAMINATION PROGRAM			PREREQUISITES <sup>1</sup> FOR ADMITTANCE TO THE EXAMINATION		EXAMINATION VALIDATION <sup>2</sup> OA = OCCUPATIONAL ANALYSIS					COSTS (IN THOUSANDS) <sup>3</sup> ED = EXAMINATION DEVELOPMENT EA = EXAMINATION ADMINISTRATION PE = PROGRAM EVALUATION PO = PER OCCURRENCE PY = PER YEAR				
BOARD BUREAU COMMITTEE	LICENSE TYPE	EXAMINATION TITLE	MANDATING CODE(S)		ASSESSMENT METHOD AND FREQUENCY	YEAR OF MOST RECENT OA		OA YEAR CURRENT EXAMINATION IS BASED <sup>4</sup>	PASSING SCORE METHOD	PERIODIC ITEM ANALYSIS	OA (PO)	ED (PY)	EA (PY)	PE (PO)
			B&P	CCR		NATIONAL	CALIFORNIA							
CONTRACTORS STATE LICENSE BOARD (continued)	C-12	EARTHWORK AND PAVING EXAMINATION	7056- 7058	825 826	INTERNAL REVIEW AS NEEDED		2022	2016	MODIFIED ANGOFF	X	\$44.8	\$25.9	\$27	\$1.3
	C-13	FENCING EXAMINATION					2018	2018			\$0	\$0	\$27	\$1.3
	C-15	FLOORING AND FLOOR COVERING EXAMINATION					2020	2020			\$0	\$25.9	\$27	\$1.3
	C-16	FIRE PROTECTION EXAMINATION					2021	2021			\$0	\$25.9	\$27	\$1.3
	C-17	GLAZING EXAMINATION					2021	2015			\$0	\$25.9	\$27	\$1.3
	C-20	WARM AIR HEATING, VENTILATING, AND AIR CONDITIONING EXAMINATION					2020	2014			\$0	\$25.9	\$27	\$1.3
	C-21	BUILDING MOVING AND DEMOLITION EXAMINATION					2018	2018			\$0	\$0	\$27	\$1.3
	C-22	ASBESTOS ABATEMENT EXAMINATION					2018	2018			\$0	\$0	\$27	\$1.3
	C-23	ORNAMENTAL METAL EXAMINATION					2019	2019			\$0	\$0	\$27	\$1.3
	C-27	LANDSCAPING EXAMINATION					2020	2015			\$0	\$25.9	\$27	\$1.3
	C-28	LOCK AND SECURITY EQUIPMENT EXAMINATION					2019	2019			\$0	\$25.9	\$27	\$1.3
	C-29	MASONRY EXAMINATION					2020	2015			\$0	\$25.9	\$27	\$1.3
	C-31	CONSTRUCTION ZONE TRAFFIC CONTROL EXAMINATION					2021	2015			\$0	\$25.9	\$27	\$1.3
	C-32	PARKING AND HIGHWAY IMPROVEMENT EXAMINATION					2020	2015			\$0	\$25.9	\$27	\$1.3
	C-33	PAINTING AND DECORATING EXAMINATION					2021	2021			\$0	\$25.9	\$27	\$1.3
	C-34	PIPELINE EXAMINATION					2018	2018			\$0	\$0	\$27	\$1.3
	C-35	LATHING AND PLASTERING EXAMINATION					2019	2019			\$0	\$0	\$27	\$1.3
	C-36	PLUMBING EXAMINATION					2019	2019			\$0	\$0	\$27	\$1.3
	C-38	REFRIGERATION EXAMINATION					2018	2018			\$0	\$0	\$27	\$1.3
	C-39	ROOFING EXAMINATION					2021	2015			\$0	\$25.9	\$27	\$1.3
	C-42	SANITATION SYSTEM EXAMINATION					2022	2017			\$44.8	\$25.9	\$27	\$1.3
	C-43	SHEET METAL EXAMINATION					2020	2020			\$0	\$25.9	\$27	\$1.3
	C-45	SIGN EXAMINATION					2018	2018			\$0	\$0	\$27	\$1.3
	C-46	SOLAR EXAMINATION					2022	2017			\$44.8	\$25.9	\$27	\$1.3
	C-47	GENERAL MANUFACTURED HOUSING EXAMINATION					2018	2018			\$0	\$0	\$27	\$1.3
	C-49 <sup>5</sup>	TREE AND PALM EXAMINATION									\$44.8	\$25.9	\$0	\$0

<sup>1</sup> Prerequisites for admittance to the examination are mandated by Business and Professions Code and/or California Code of Regulations (CCR) and assessed using a number of methods, including national standards and regulatory review. CCR codes are title 16 unless otherwise indicated.

<sup>2</sup> Methods used to establish passing scores vary across examination administrations and are based on minimum competence criteria necessary for licensure.

<sup>3</sup> Included are costs for personnel required to perform these functions.

<sup>4</sup> The date in the "OA Year Current Exam is Based" column may be earlier than the date in the "Year of Most Recent OA" column. The current examination may be based on the OA preceding the most recent OA. It takes a significant amount of time to update an examination after a new OA is completed.

<sup>5</sup> C-49 Tree and Palm Examination will be available January 2024

# SECTION 139

EXAMINATION PROGRAM			PREREQUISITES <sup>1</sup> FOR ADMITTANCE TO THE EXAMINATION			EXAMINATION VALIDATION <sup>2</sup> OA = OCCUPATIONAL ANALYSIS				COSTS (IN THOUSANDS) <sup>3</sup> ED = EXAMINATION DEVELOPMENT EA = EXAMINATION ADMINISTRATION PE = PROGRAM EVALUATION PO = PER OCCURRENCE PY = PER YEAR				
BOARD BUREAU COMMITTEE	LICENSE TYPE	EXAMINATION TITLE	MANDATING CODE(S)		ASSESSMENT METHOD AND FREQUENCY	YEAR OF MOST RECENT OA		OA YEAR CURRENT EXAMINATION IS BASED <sup>4</sup>	PASSING SCORE METHOD	PERIODIC ITEM ANALYSIS	OA (PO)	ED (PY)	EA (PY)	PE (PO)
			B&P	CCR		NATIONAL	CALIFORNIA							
CONTRACTORS STATE LICENSE BOARD (continued)	C-50	REINFORCING STEEL EXAMINATION	7056- 7058	825 826	INTERNAL REVIEW AS NEEDED		2018	2018	MODIFIED ANGOFF	X	\$0	\$0	\$27	\$1.3
	C-51	STRUCTURAL STEEL EXAMINATION					2019	2019			\$0	\$0	\$27	\$1.3
	C-53	SWIMMING POOL EXAMINATION					2021	2016			\$0	\$25.9	\$27	\$1.3
	C-54	CERAMIC AND MOSAIC TILE EXAMINATION					2021	2016			\$0	\$25.9	\$27	\$1.3
	C-55	WATER CONDITIONING EXAMINATION					2018	2018			\$0	\$0	\$27	\$1.3
	C-57	WELL DRILLING EXAMINATION					2022	2017			\$44.8	\$25.9	\$27	\$1.3
	C-60	WELDING EXAMINATION					2018	2018			\$0	\$0	\$27	\$1.3
	ASB	ASBESTOS CERTIFICATION EXAMINATION					2020	2015			\$0	\$25.9	\$27	\$1.3
	HAZ	HAZARDOUS SUBSTANCE REMOVAL CERTIFICATION EXAMINATION					2017	2017			\$0	\$25.9	\$27	\$1.3
	LAW	LAW AND BUSINESS EXAMINATION					2020	2020			\$0	\$0	\$27	\$1.3
COURT REPORTERS BOARD OF CALIFORNIA	CERTIFIED SHORTHAND REPORTER	DICTATION EXAMINATION	8020	2418	OA; INTERNAL/ EXTERNAL REVIEW		2017	2017	SPECIFIED BY STATUTE	N/A	\$0	\$84	\$44	\$3
		ENGLISH EXAMINATION							MODIFIED ANGOFF	X				
		PROFESSIONAL PRACTICE EXAMINATION												
DENTAL BOARD OF CALIFORNIA	DENTIST	PORTFOLIO	1632 (c)(1)	1028(a) 1032 1032.3	INTERNAL/ EXTERNAL REVIEW AS NEEDED		2013	2013	CRITERION- REFERENCED	X	\$0	\$0	\$0	\$32
		WREB	1632 (c)(2)(A)	1028(a)		2019		2019						\$0
		ADEX	1632 (c)(2)(B)			2018		2018						\$12
		NBDE	1632(a)			2016		2016						
		LAW AND ETHICS	1632(b)	1028.5			2018	2018					\$57	\$0
	REGISTERED DENTAL ASSISTANT	GENERAL AND LAW AND ETHICS WRITTEN EXAMINATION	1752.1	1076 1077			2018	2018			\$63			
	REGISTERED DENTAL ASSISTANT IN EXTENDED FUNCTIONS	WRITTEN	1753	1076 1077.1			2016	2016	SPECIFIED IN REGULATION		\$26	\$50		
		PRACTICAL / CLINICAL					2016	2016				\$0	\$67	
	ORTHODONTIC ASSISTANT	WRITTEN	1750.2				2021	2010			\$0	\$45	\$0	
	DENTAL SEDATION ASSISTANT	WRITTEN	1750.4				2010	2010			\$0			

<sup>1</sup> Prerequisites for admittance to the examination are mandated by Business and Professions Code and/or California Code of Regulations (CCR) and assessed using a number of methods, including national standards and regulatory review. CCR codes are title 16 unless otherwise indicated.

<sup>2</sup> Methods used to establish passing scores vary across examination administrations and are based on minimum competence criteria necessary for licensure.

<sup>3</sup> Included are costs for personnel required to perform these functions.

<sup>4</sup> The date in the "OA Year Current Exam is Based" column may be earlier than the date in the "Year of Most Recent OA" column. The current examination may be based on the OA preceding the most recent OA. It takes a significant amount of time to update an examination after a new OA is completed.

# SECTION 139

EXAMINATION PROGRAM			PREREQUISITES <sup>1</sup> FOR ADMITTANCE TO THE EXAMINATION			EXAMINATION VALIDATION <sup>2</sup> OA = OCCUPATIONAL ANALYSIS				COSTS (IN THOUSANDS) <sup>3</sup> ED = EXAMINATION DEVELOPMENT EA = EXAMINATION ADMINISTRATION PE = PROGRAM EVALUATION PO = PER OCCURRENCE PY = PER YEAR				
BOARD BUREAU COMMITTEE	LICENSE TYPE	EXAMINATION TITLE	MANDATING CODE(S)		ASSESSMENT METHOD AND FREQUENCY	YEAR OF MOST RECENT OA		OA YEAR CURRENT EXAMINATION IS BASED <sup>4</sup>	PASSING SCORE METHOD	PERIODIC ITEM ANALYSIS	OA (PO)	ED (PY)	EA (PY)	PE (PO)
			B&P	CCR		NATIONAL	CALIFORNIA							
DENTAL HYGIENE BOARD OF CALIFORNIA	REGISTERED DENTAL HYGIENIST (RDH)	NATIONAL DENTAL HYGIENE BOARD EXAMINATION (NBDHE)	1917	1082	EXTERNAL REVIEW EVERY 5 YEARS	2019		2019	CRITERION- REFERENCED	X	\$0	\$18	\$0	\$0
		WESTERN REGIONAL EXAMINATION BOARD (WREB)				2019	2019							
		CENTRAL REGIONAL DENTAL TESTING SERVICES (CRDTS)				2019	2019							
	REGISTERED DENTAL HYGIENIST (RDH), CONTINUED	COMMISSION ON DENTAL COMPETENCY ASSESSMENTS (CDCA)/AMERICAN BOARD OF DENTAL EXAMINERS (ADEX) MANIKIN-BASED CLINICAL EXAMINATION ONLY; TEMPORARY ACCEPTANCE DUE TO COVID-19 PANDEMIC		1082.1			N/A							
		CALIFORNIA LAW AND ETHICS EXAMINATION (FOR RDHs)		1082.3		2019	2019	SPECIFIED IN STATUTE	\$9					
	REGISTERED DENTAL HYGIENIST IN ALTERNATIVE PRACTICE (RDHAP)	CALIFORNIA LAW AND ETHICS EXAMINATION (FOR RDHAPs)		1922	1082.3	INTERNAL REVIEW EVERY 3 YEARS		2019	2019			SPECIFIED IN STATUTE	\$0	\$0
	REGISTERED DENTAL HYGIENIST IN EXTENDED FUNCTIONS	CALIFORNIA CLINICAL EXAMINATION (NO LONGER ADMINISTERED)	1918				2000	2000						
HOUSEHOLD GOODS AND SERVICES, BUREAU OF	THE BUREAU OF HOUSEHOLD GOODS AND SERVICES (BHGS) ADMINISTERS AN OPEN-BOOK, WRITTEN EXAMINATION TO APPLICANTS SEEKING A PERMIT AS A HOUSEHOLD MOVER. THIS EXAMINATION IS NOT A “LICENSURE EXAMINATION” DESIGNED TO ASSESS OVERALL COMPETENCE TO PRACTICE, AND IS THEREFORE NOT SUBJECT TO THE REPORTING REQUIREMENTS OF BUSINESS AND PROFESSIONS CODE SECTION 139.													
MEDICAL BOARD OF CALIFORNIA	PHYSICIAN AND SURGEON	UNITED STATES MEDICAL LICENSING EXAMINATION	2170	EXTERNAL REVIEW AS NEEDED		2020		2020	MODIFIED ANGOFF WITH RASCH MODEL EQUATING	X				EXAMINATIONS ARE CREATED AND ADMINISTERED BY OUTSIDE AGENCIES WITH NO EXPENSE TO THE STATE.
	LICENSED MIDWIFE	NORTH AMERICAN REGISTRY OF MIDWIVES	2512.5 2513			2016		2016	MODIFIED ANGOFF					
	POLYSOMNOGRAPHIC TECHNICIAN	CERTIFIED POLYSOMNOGRAPHIC TECHNICIAN	3575			2018		2018	MODIFIED BOOKMARK METHOD					
	POLYSOMNOGRAPHIC TECHNOLOGIST	REGISTERED POLYSOMNOGRAPHIC TECHNOLOGIST				2018		2018						
NATUROPATHIC MEDICINE COMMITTEE	NATUROPATHIC DOCTOR	NATUROPATHIC PHYSICIANS LICENSING EXAMINATIONS I AND II	3630	4220	OA; EXTERNAL REVIEW EVERY 5 YEARS	2021		2021	MODIFIED ANGOFF	X			EXAMINATIONS ARE CREATED AND ADMINISTERED BY OUTSIDE AGENCIES WITH NO EXPENSE TO THE STATE.	
OCCUPATIONAL THERAPY, CALIFORNIA BOARD OF	OCCUPATIONAL THERAPIST	REGISTERED OCCUPATIONAL THERAPIST	2570.6		OA; EXTERNAL REVIEW	2022		2017	MODIFIED ANGOFF	X			EXAMINATIONS ARE ADMINISTERED BY AN OUTSIDE AGENCY WITH NO EXPENSE TO THE STATE.	
	OCCUPATIONAL THERAPY ASSISTANT	CERTIFIED OCCUPATIONAL THERAPY ASSISTANT												

<sup>1</sup> Prerequisites for admittance to the examination are mandated by Business and Professions Code and/or California Code of Regulations (CCR) and assessed using a number of methods, including national standards and regulatory review. CCR codes are title 16 unless otherwise indicated.

<sup>2</sup> Methods used to establish passing scores vary across examination administrations and are based on minimum competence criteria necessary for licensure.

<sup>3</sup> Included are costs for personnel required to perform these functions.

<sup>4</sup> The date in the "OA Year Current Exam is Based" column may be earlier than the date in the "Year of Most Recent OA" column. The current examination may be based on the OA preceding the most recent OA. It takes a significant amount of time to update an examination after a new OA is completed.

# SECTION 139

EXAMINATION PROGRAM			PREREQUISITES <sup>1</sup> FOR ADMITTANCE TO THE EXAMINATION			EXAMINATION VALIDATION <sup>2</sup> OA = OCCUPATIONAL ANALYSIS				COSTS (IN THOUSANDS) <sup>3</sup> ED = EXAMINATION DEVELOPMENT EA = EXAMINATION ADMINISTRATION PE = PROGRAM EVALUATION PO = PER OCCURRENCE PY = PER YEAR				
BOARD BUREAU COMMITTEE	LICENSE TYPE	EXAMINATION TITLE	MANDATING CODE(S)		ASSESSMENT METHOD AND FREQUENCY	YEAR OF MOST RECENT OA		OA YEAR CURRENT EXAMINATION IS BASED <sup>4</sup>	PASSING SCORE METHOD	PERIODIC ITEM ANALYSIS	OA (PO)	ED (PY)	EA (PY)	PE (PO)
			B&P	CCR		NATIONAL	CALIFORNIA							
OPTOMETRY, CALIFORNIA STATE BOARD OF	OPTOMETRIST (OPT)	NATIONAL BOARD OF EXAMINERS IN OPTOMETRY —APPLIED BASIC SCIENCE (PART I); PATIENT ASSESSMENT AND MANAGEMENT (PART II); CLINICAL SKILLS (PART III)	3041.2 3046	1523	EXTERNAL THROUGH NBEO	2016		2016	MODIFIED ANGOFF	X	EXAMINATIONS ARE ADMINISTERED BY OUTSIDE AGENCIES WITH NO EXPENSE TO THE STATE.			
		CALIFORNIA LAWS AND REGULATIONS EXAMINATION			THROUGH OPES/PSI		2019	2019			\$16.3	\$15.8	\$0	\$0
	SPECTACLE LENS DISPENSER	AMERICAN BOARD OF OPTICIANRY—SPECTACLE EXAM	2559.2		EXTERNAL THROUGH ABO	2019	2020	2019			EXAMINATIONS ADMINISTERED BY OUTSIDE AGENCIES WITH NO EXPENSE TO THE STATE.			
	DISPENSER	NATIONAL CONTACT LENS EXAMINERS—CONTACT LENS EXAM	2561		EXTERNAL THROUGH NCLE	2019	2019	2019						
OSTEOPATHIC MEDICAL BOARD OF CALIFORNIA	OSTEOPATHIC PHYSICIAN AND SURGEON	COMLEX-USA LEVEL 1	2099.5	1620	EXTERNAL REVIEW EVERY 3–5 YEARS	2016		2016	MODIFIED ANGOFF	X	EXAMINATIONS ARE ADMINISTERED NATIONAL BOARD OF OSTEOPATHIC MEDICAL EXAMINERS, INC. WITH NO EXPENSE TO THE STATE.			
		COMLEX-USA LEVEL 2 (CE)												
		COMLEX-USA LEVEL 2 (PE)												
		COMLEX-USA LEVEL 3												
	POSTGRADUATE TRAINING LICENSE	COMLEX-USA LEVEL 1	2064.5			2016		2016						
PHARMACY, CALIFORNIA STATE BOARD OF	PHARMACIST	CALIFORNIA PRACTICE AND JURISPRUDENCE EXAMINATION FOR PHARMACISTS	4200 4200.1 4200.2 4200.3 4200.4 4209 4400	1719 1720 1720.1 1721 1723.1 1724 1725 1728 1749	OA—INTERNAL AND EXTERNAL	2019		2019	MODIFIED ANGOFF/ EQUATING	X	\$0	\$233	\$247	\$137
		NORTH AMERICAN PHARMACIST LICENSURE EXAMINATION		OA	2021		2021	MODIFIED ANGOFF	NAPLEX IS ADMINISTERED BY THE NATIONAL ASSOCIATION OF BOARDS OF PHARMACY WITH NO EXPENSE TO THE STATE.					
	PHARMACY TECHNICIAN	PHARMACY TECHNICIAN CERTIFICATION EXAMINATION	4202 4400	1749 1793 1793.2 1793.5 1793.6	OA	2016		2016	ANGOFF		\$0	\$0	\$0	\$0
		EXAMINATION FOR THE CERTIFICATION OF PHARMACY TECHNICIANS			OA	2016		2016	MODIFIED ANGOFF					
	PHYSICAL THERAPY BOARD OF CALIFORNIA	PHYSICAL THERAPIST (P.T.)	NATIONAL PHYSICAL THERAPY EXAMINATION	2650 2653	1398.25 1398.26 1398.26.1 1398.26.5 1398.30 1398.32	OA; EVERY 5 YEARS AND AS OTHERWISE DEEMED NECESSARY; ANNUAL DATA COLLECTION	2021		2016		MODIFIED ANGOFF	X	\$0	\$2.5 SHARED WITH PE COSTS
CALIFORNIA LAW EXAMINATION							2012	2012						

<sup>1</sup> Prerequisites for admittance to the examination are mandated by Business and Professions Code and/or California Code of Regulations (CCR) and assessed using a number of methods, including national standards and regulatory review. CCR codes are title 16 unless otherwise indicated.

<sup>2</sup> Methods used to establish passing scores vary across examination administrations and are based on minimum competence criteria necessary for licensure.

<sup>3</sup> Included are costs for personnel required to perform these functions.

<sup>4</sup> The date in the “OA Year Current Exam is Based” column may be earlier than the date in the “Year of Most Recent OA” column. The current examination may be based on the OA preceding the most recent OA. It takes a significant amount of time to update an examination after a new OA is completed.

# SECTION 139

EXAMINATION PROGRAM			PREREQUISITES <sup>1</sup> FOR ADMITTANCE TO THE EXAMINATION			EXAMINATION VALIDATION <sup>2</sup> OA = OCCUPATIONAL ANALYSIS				COSTS (IN THOUSANDS) <sup>3</sup> ED = EXAMINATION DEVELOPMENT EA = EXAMINATION ADMINISTRATION PE = PROGRAM EVALUATION PO = PER OCCURRENCE PY = PER YEAR								
BOARD BUREAU COMMITTEE	LICENSE TYPE	EXAMINATION TITLE	MANDATING CODE(S)		ASSESSMENT METHOD AND FREQUENCY	YEAR OF MOST RECENT OA		OA YEAR CURRENT EXAMINATION IS BASED <sup>4</sup>	PASSING SCORE METHOD	PERIODIC ITEM ANALYSIS	OA (PO)	ED (PY)	EA (PY)	PE (PO)				
			B&P	CCR		NATIONAL	CALIFORNIA											
PHYSICAL THERAPY BOARD OF CALIFORNIA (continued)	PHYSICAL THERAPIST ASSISTANT (PTA)	NATIONAL PHYSICAL THERAPY EXAMINATION	2650 2653	1398.47 1398.50 1398.51	OA; EVERY 5 YEARS AND AS OTHERWISE DEEMED NECESSARY; ANNUAL DATA COLLECTION	2021		2016	MODIFIED ANGOFF	X	\$0	\$2.5 SHARED WITH PE COSTS	\$4.9	\$2.5 SHARED WITH ED COSTS				
		CALIFORNIA LAW EXAMINATION			OA; AS DEEMED NECESSARY DUE TO CHANGES IN LAW OR REGULATION		2012	2012										
	P.T. SPECIALTY CERTIFICATION	KINESIOLOGICAL ELECTRO- MYOGRAPHY	2620.5	1399.63	OA	1990		1990							\$0			
	P.T. SPECIALTY CERTIFICATION	ELECTRONEURO- MYOGRAPHY		1399.65	OA	1994		1994										
PHYSICIAN ASSISTANT BOARD	PHYSICIAN ASSISTANT	PHYSICIAN ASSISTANT NATIONAL CERTIFYING EXAMINATION	3519	1399.507	EXTERNAL PRACTICE ANALYSIS (OA) EVERY 5–7 YEARS	2015		2015	MODIFIED ANGOFF	X	\$0							
PODIATRIC MEDICAL BOARD OF CALIFORNIA	DOCTOR OF PODIATRIC MEDICINE (DPM)—RESIDENT (EL)	NBPME PART I	2475.1	1399.668	EXTERNAL REVIEW; OA EVERY 5–6 YEARS	2021		2016	MODIFIED ANGOFF	X	EXAMINATIONS ARE ADMINISTERED THE NATIONAL BOARD OF PODIATRIC MEDICAL EXAMINERS WITH NO EXPENSE TO THE STATE.							
		NBPME PART II																
	DOCTOR OF PODIATRIC MEDICINE (DPM)—PERM. (E) DOCTOR OF PODIATRIC MEDICINE (DPM)—PERM. (E)	NBPME PART I	2486	1399.660		2021		2015										
		NBPME PART II																
NBPME PART III																		
ENGINEERS, LAND SURVEYORS, AND GEOLOGISTS, BOARD FOR PROFESSIONAL	AGRICULTURAL ENGINEER	PRINCIPLES AND PRACTICE OF ENGINEERING (PE)— AGRICULTURAL AND BIOLOGICAL ENGINEERING (NATIONAL)	6704 6732 6750-59	404 420-422 424 427.10 438	OA; INTERNAL/ EXTERNAL REVIEW AS NEEDED	2021		2021	MODIFIED ANGOFF	X	\$40 TOTAL COST FOR ALL PROGRAMS	\$1,869 TOTAL COST FOR ALL PROGRAMS	\$132 TOTAL COST FOR ALL PROGRAMS	\$144 TOTAL COST FOR ALL PROGRAMS				
	CHEMICAL ENGINEER	PE CHEMICAL (NATIONAL)				2020		2020										
	CIVIL ENGINEER	PE CIVIL (NATIONAL)				2022		2022										
	CIVIL ENGINEER	CALIFORNIA CIVIL ENGINEERING SEISMIC PRINCIPLES/ CALIFORNIA CIVIL ENGINEERING SURVEYING <sup>5</sup>	6702 6704 6731 6731.1 6750-59	404 420-422 424 427.10 438			2017	2017										
	CONTROL SYSTEMS ENGINEER	PE CONTROL SYSTEMS (NATIONAL)	6704 6732 6750-59	404 420-422 424 427.10 438		2022		2022										
	ELECTRICAL ENGINEER	PE ELECTRICAL (NATIONAL)	6702.1 6704 6750-59			2018		2018										
	ENGINEER-IN- TRAINING	FUNDAMENTALS OF ENGINEERING (NATIONAL)	6704 6750-59			2020		2020										
	FIRE PROTECTION ENGINEER	PE FIRE PROTECTION (NATIONAL)	6704 6732 6750-59			2022		2022										

<sup>1</sup> Prerequisites for admittance to the examination are mandated by Business and Professions Code and/or California Code of Regulations (CCR) and assessed using a number of methods, including national standards and regulatory review. CCR codes are title 16 unless otherwise indicated.

<sup>2</sup> Methods used to establish passing scores vary across examination administrations and are based on minimum competence criteria necessary for licensure.

<sup>3</sup> Included are costs for personnel required to perform these functions.

<sup>4</sup> The date in the "OA Year Current Exam is Based" column may be earlier than the date in the "Year of Most Recent OA" column. The current examination may be based on the OA preceding the most recent OA. It takes a significant amount of time to update an examination after a new OA is completed.

<sup>5</sup> Although these are two separate California exams, their development and validation is performed by the same vendor under the same contract on the same schedule.

# SECTION 139

EXAMINATION PROGRAM			PREREQUISITES <sup>1</sup> FOR ADMITTANCE TO THE EXAMINATION			EXAMINATION VALIDATION <sup>2</sup> OA = OCCUPATIONAL ANALYSIS				COSTS (IN THOUSANDS) <sup>3</sup> ED = EXAMINATION DEVELOPMENT EA = EXAMINATION ADMINISTRATION PE = PROGRAM EVALUATION PO = PER OCCURRENCE PY = PER YEAR				
BOARD BUREAU COMMITTEE	LICENSE TYPE	EXAMINATION TITLE	MANDATING CODE(S)		ASSESSMENT METHOD AND FREQUENCY	YEAR OF MOST RECENT OA		OA YEAR CURRENT EXAMINATION IS BASED <sup>4</sup>	PASSING SCORE METHOD	PERIODIC ITEM ANALYSIS	OA (PO)	ED (PY)	EA (PY)	PE (PO)
			B&P	CCR		NATIONAL	CALIFORNIA							
ENGINEERS, LAND SURVEYORS, AND GEOLOGISTS, BOARD FOR PROFESSIONAL (continued)	GEOTECHNICAL ENGINEER	GEOTECHNICAL ENGINEER (CALIFORNIA)	6736.1	404 420-422 424 426.50 426.51 427.20	OA; INTERNAL/ EXTERNAL REVIEW AS NEEDED		2018	2018	MODIFIED ANGOFF	X	\$40 TOTAL COST FOR ALL PROGRAMS	\$1,869 TOTAL COST FOR ALL PROGRAMS	\$132 TOTAL COST FOR ALL PROGRAMS	\$144 TOTAL COST FOR ALL PROGRAMS
	INDUSTRIAL ENGINEER	PE INDUSTRIAL AND SYSTEMS (NATIONAL)	6704 6732 6750-59	404 420-422 424 427.10 438		2020		2020						
	LAND SURVEYOR	PE SURVEYING (NATIONAL)	8741- 8743	404 420-422 424		2019		2019						
	LAND SURVEYOR	PROFESSIONAL LAND SURVEYOR (CALIFORNIA)	8708 8741- 8743	427.10 438		2018	2018							
	LAND SURVEYOR-IN- TRAINING	FUNDAMENTALS OF SURVEYING (NATIONAL)	8741- 8743	404 420-422 424 427.10 438	2020		2020							
	MECHANICAL ENGINEER	PE MECHANICAL (NATIONAL)	6702.2 6704 6750-59	404 420-422 424 427.10 438	OA; INTERNAL/ EXTERNAL REVIEW AS NEEDED	2020		2020						
	METALLURGICAL ENGINEER	PE METALLURGICAL AND MATERIALS (NATIONAL)	6704 6732 6750-59	404 420-422 424 427.10 438		2022		2022						
	NUCLEAR ENGINEER	PE NUCLEAR (NATIONAL)		2022			2022							
	PETROLEUM ENGINEER	PE PETROLEUM (NATIONAL)		2019			2019							
	STRUCTURAL ENGINEER	PE STRUCTURAL <sup>5</sup> LATERAL FORCES VERTICAL FORCES (NATIONAL)	6730.2 6736 6763.1	404 420-422 424 426.10- 426.14 427.30		2018		2018						
	TRAFFIC ENGINEER	TRAFFIC ENGINEER (CALIFORNIA)	6704 6732 6750-59	404 420-422 424 427.10 438			2017	2017						
	PROFESSIONAL GEOLOGIST	FUNDAMENTALS OF GEOLOGY (NATIONAL)	7843	3031		2015		2015						
		PRACTICE OF GEOLOGY (NATIONAL)	7841		2015		2015							
		CALIFORNIA SPECIFIC				2019	2019							
	PROFESSIONAL GEOPHYSICIST	PROFESSIONAL GEOPHYSICIST (CALIFORNIA)	7841.1			2019	2019							

<sup>1</sup> Prerequisites for admittance to the examination are mandated by Business and Professions Code and/or California Code of Regulations (CCR) and assessed using a number of methods, including national standards and regulatory review. CCR codes are title 16 unless otherwise indicated.

<sup>2</sup> Methods used to establish passing scores vary across examination administrations and are based on minimum competence criteria necessary for licensure.

<sup>3</sup> Included are costs for personnel required to perform these functions.

<sup>4</sup> The date in the "OA Year Current Exam is Based" column may be earlier than the date in the "Year of Most Recent OA" column. The current examination may be based on the OA preceding the most recent OA. It takes a significant amount of time to update an examination after a new OA is completed.

<sup>5</sup> This national exam is comprised of two components, but is considered one exam.

# SECTION 139

EXAMINATION PROGRAM			PREREQUISITES <sup>1</sup> FOR ADMITTANCE TO THE EXAMINATION			EXAMINATION VALIDATION <sup>2</sup> OA = OCCUPATIONAL ANALYSIS				COSTS (IN THOUSANDS) <sup>3</sup> ED = EXAMINATION DEVELOPMENT EA = EXAMINATION ADMINISTRATION PE = PROGRAM EVALUATION PO = PER OCCURRENCE PY = PER YEAR				
BOARD BUREAU COMMITTEE	LICENSE TYPE	EXAMINATION TITLE	MANDATING CODE(S)		ASSESSMENT METHOD AND FREQUENCY	YEAR OF MOST RECENT OA		OA YEAR CURRENT EXAMINATION IS BASED <sup>4</sup>	PASSING SCORE METHOD	PERIODIC ITEM ANALYSIS	OA (PO)	ED (PY)	EA (PY)	PE (PO)
			B&P	CCR		NATIONAL	CALIFORNIA							
ENGINEERS, LAND SURVEYORS, AND GEOLOGISTS, BOARD FOR PROFESSIONAL (continued)	CERTIFIED ENGINEERING GEOLOGIST	CERTIFIED ENGINEERING GEOLOGIST (CALIFORNIA)	7842	3041			2019	2019	MODIFIED ANGOFF	X	\$40 TOTAL COST FOR ALL PROGRAMS	\$1,869 TOTAL COST FOR ALL PROGRAMS	\$132 TOTAL COST FOR ALL PROGRAMS	\$144 TOTAL COST FOR ALL PROGRAMS
	CERTIFIED HYDROGEOLOGIST	CERTIFIED HYDROGEOLOGIST (CALIFORNIA)				2019	2019							
PROFESSIONAL FIDUCIARIES BUREAU	PROFESSIONAL FIDUCIARY (PF)	CENTER FOR GUARDIANSHIP CERTIFICATION CALIFORNIA PROFESSIONAL FIDUCIARY EXAMINATION	6539	4500	EXTERNAL REVIEW EVERY 4 YEARS; INTERNAL REVIEW AS NEEDED	2019	2019 External 2018 Internal	2019	MODIFIED ANGOFF	X	\$0	\$0	\$0	\$0
PSYCHOLOGY, BOARD OF	PSYCHOLOGIST	EXAMINATION FOR PROFESSIONAL PRACTICE IN PSYCHOLOGY	2914	1388	INTERNAL (APPLICATION, LAWS, AND REGULATIONS) AND EXTERNAL (OA)	2016		2016	MODIFIED ANGOFF	X	EPPP IS DEVELOPED AND ADMINISTERED BY THE ASSOCIATION OF STATE AND PROVINCIAL PSYCHOLOGY BOARDS WITH NO COST TO THE STATE.			
						2019	2019	\$0			\$71	\$37	\$104	
REAL ESTATE APPRAISERS, BUREAU OF	LICENSED RESIDENTIAL APPRaiser	LICENSED RESIDENTIAL APPRaiser	11340	3621 3622 (TITLE 10)	EXTERNAL REVIEW	2020		2020	MODIFIED ANGOFF	X	NATIONAL EXAMINATION DEVELOPED BY THE APPRAISAL FOUNDATION THROUGH THE APPRAISAL QUALIFICATIONS BOARD WITH NO EXPENSE TO THE STATE.			
	CERTIFIED RESIDENTIAL APPRaiser	CERTIFIED RESIDENTIAL APPRaiser												
	CERTIFIED GENERAL APPRaiser	CERTIFIED GENERAL APPRAISER												
REGISTERED NURSING, BOARD OF	REGISTERED NURSE	NATIONAL COUNCIL OF STATE BOARDS OF NURSING NCLEX-RN	144 2736	1412 1426 1431	OA; INTERNAL AND EXTERNAL REVIEW. INTERNAL: EVERY 5 YEARS AFTER INITIAL PROGRAM APPROVAL OR EVERY 4, 5, 8, OR 10 YEARS. EXTERNAL: EVERY 3 YEARS	2021		2017	PASS/FAIL; ITEM RESPONSE THEORY; A RASCH LOGIT ITEM RESPONSE THEORY SYSTEM	X	\$0	\$0	\$19.7	\$0
RESPIRATORY CARE BOARD OF CALIFORNIA	RESPIRATORY CARE PRACTITIONER	NATIONAL BOARD FOR RESPIRATORY CARE THERAPIST MULTIPLE CHOICE	3740		OA; ONGOING INTERNAL REVIEW	2017		2017	MODIFIED ANGOFF	X	\$0		\$11	
		CLINICAL SIMULATION EXAMINATION				2017		2017	CRITERION- REFERENCED					
SECURITY AND INVESTIGATIVE SERVICES, BUREAU OF	ALARM COMPANY OPERATOR	ALARM COMPANY OPERATOR QUALIFIED MANAGER	7599		INTERNAL REVIEW OF QUALIFYING EXPERIENCE/ OA ONGOING		2017	2017	MODIFIED ANGOFF	X	\$0	\$0	\$3.5	\$0
	PRIVATE INVESTIGATOR	PRIVATE INVESTIGATOR QUALIFIED MANAGER	7541 7541.1				2022	2014			\$68.9	\$31	\$8.4	

<sup>1</sup> Prerequisites for admittance to the examination are mandated by Business and Professions Code and/or California Code of Regulations (CCR) and assessed using a number of methods, including national standards and regulatory review. CCR codes are title 16 unless otherwise indicated.

<sup>2</sup> Methods used to establish passing scores vary across examination administrations and are based on minimum competence criteria necessary for licensure.

<sup>3</sup> Included are costs for personnel required to perform these functions.

<sup>4</sup> The date in the "OA Year Current Exam is Based" column may be earlier than the date in the "Year of Most Recent OA" column. The current examination may be based on the OA preceding the most recent OA. It takes a significant amount of time to update an examination after a new OA is completed.



SECTION 139														
EXAMINATION PROGRAM			PREREQUISITES <sup>1</sup> FOR ADMITTANCE TO THE EXAMINATION			EXAMINATION VALIDATION <sup>2</sup> OA = OCCUPATIONAL ANALYSIS				COSTS (IN THOUSANDS) <sup>3</sup> ED = EXAMINATION DEVELOPMENT EA = EXAMINATION ADMINISTRATION PE = PROGRAM EVALUATION PO = PER OCCURRENCE PY = PER YEAR				
BOARD BUREAU COMMITTEE	LICENSE TYPE	EXAMINATION TITLE	MANDATING CODE(S)		ASSESSMENT METHOD AND FREQUENCY	YEAR OF MOST RECENT OA		OA YEAR CURRENT EXAMINATION IS BASED <sup>4</sup>	PASSING SCORE METHOD	PERIODIC ITEM ANALYSIS	OA (PO)	ED (PY)	EA (PY)	PE (PO)
			B&P	CCR		NATIONAL	CALIFORNIA							
SECURITY AND INVESTIGATIVE SERVICES, BUREAU OF (continued)	PRIVATE PATROL OPERATOR	PRIVATE PATROL OPERATOR QUALIFIED MANAGER	7582.9 7582.10 7583.1		INTERNAL REVIEW OF QUALIFYING EXPERIENCE/ OA ONGOING		2021	2021	MODIFIED ANGOFF	X	\$23.1	\$37.9	\$20.7	\$0
	REPOSSESSION AGENCY	REPOSSESSION AGENCY QUALIFIED MANAGER	7504				2017	2017			\$0	\$0	\$0.3	
SPEECH- LANGUAGE PATHOLOGY AND AUDIOLOGY AND HEARING AID DISPENSERS BOARD	SPEECH-LANGUAGE PATHOLOGIST	THE PRAXIS SERIES	2532.1 2532.2 2532.25	1399.152.3	OA; INTERNAL/ EXTERNAL REVIEW EVERY 5–7 YEARS	2015		2015	MODIFIED TUCKER- ANGOFF	X	\$0			
	AUDIOLOGIST					2017		2017			\$0			
	HEARING AID DISPENSER (HAD)	CALIFORNIA HAD WRITTEN (W) AND HAD PRACTICAL (P) EXAMINATIONS	2538.24 2538.25	1399.120	OA; INTERNAL/ EXTERNAL REVIEW EVERY 5–7 YEARS		2020	2020	MODIFIED ANGOFF/IRT EQUATING		\$0	\$69	\$65	\$15
STRUCTURAL PEST CONTROL BOARD	APPLICATOR	APPLICATOR	8564.5		INTERNAL/ EXTERNAL REVIEW EVERY 5 YEARS		2022	2014	SPECIFIED IN STATUTE	X	\$0	\$0	\$284	\$0
	FIELD REPRESENTATIVE	BRANCH 1	8563 8564 8566				2019	2019						
		BRANCH 2					2015	2015						
		BRANCH 3					2017	2017						
	OPERATOR	BRANCH 1	8561 8562 8565	1934			2019	2019						
		BRANCH 2					2017	2017						
		BRANCH 3					2017	2017						
VETERINARY MEDICAL BOARD	VETERINARIAN	NORTH AMERICAN VETERINARY LICENSING EXAMINATION	4846.1 4846.2 4848 4848.1	2010 2010.1 2014 2015	OA; EXTERNAL REVIEW EVERY 7 YEARS	2017		2017	MODIFIED ANGOFF	X	\$0	\$4	\$32	\$14
		CALIFORNIA VETERINARY STATE BOARD EXAMINATION		2015.1 2015.2 2021 2022	OA; INTERNAL REVIEW EVERY 5–7 YEARS		2019	2013			\$0	\$13	\$45	\$19
		VETERINARY LAW EXAMINATION		2023 2024 2025	INTERNAL LAW REVIEW EVERY 1–2 YEARS		2016	2016			\$0			
	REGISTERED VETERINARY TECHNICIAN	VETERINARY TECHNICIAN NATIONAL EXAMINATION	4839 4841.4 4841.5	2010 2014.1 2015	OA; EXTERNAL REVIEW EVERY 5–7 YEARS	2017	2016	2017			\$0	\$4	\$48	\$14
VOCATIONAL NURSING AND PSYCHIATRIC TECHNICIANS, BOARD OF	VOCATIONAL NURSE	NATIONAL COUNCIL LICENSURE EXAMINATION FOR PRACTICAL/ VOCATIONAL NURSES (NCLEX-PN)	2866 (a-d) 2873 2873.5 2882	2516 2516.5 2530(g) 2532 2533 2534 2534.1	OA; EXTERNAL REVIEW EVERY 3 YEARS	2021		2021	MODIFIED ANGOFF	X	\$0			
	PSYCHIATRIC TECHNICIAN	CALIFORNIA PSYCHIATRIC TECHNICIAN LICENSURE EXAMINATION (PSI EXAM)	4511 (a-d) 4531	2575 2585(g) 2586 2587 2588 2588.1	OA; EXTERNAL REVIEW EVERY 5 YEARS		2019	2019	MODIFIED ANGOFF		\$0	\$0	\$25	\$0

<sup>1</sup> Prerequisites for admittance to the examination are mandated by Business and Professions Code and/or California Code of Regulations (CCR) and assessed using a number of methods, including national standards and regulatory review. CCR codes are title 16 unless otherwise indicated.

<sup>2</sup> Methods used to establish passing scores vary across examination administrations and are based on minimum competence criteria necessary for licensure.

<sup>3</sup> Included are costs for personnel required to perform these functions.

<sup>4</sup> The date in the “OA Year Current Exam is Based” column may be earlier than the date in the “Year of Most Recent OA” column. The current examination may be based on the OA preceding the most recent OA. It takes a significant amount of time to update an examination after a new OA is completed.

# NET EXPENDITURES

The following information displays prior-year program expenditures by fund, categorized as Personal Services (staff salaries and benefits) and Operating Expenses (contracts, equipment, postage, rent, etc.). This table also details collected reimbursements and distributed costs which offset the overall expenditures assessed against the fund.

NET EXPENDITURES (IN THOUSANDS OF DOLLARS)							
		FROM YEAR-END FISCAL EXPENDITURE REPORT			FROM YEAR-END FISCAL REVENUE REPORT	FROM YEAR-END FISCAL REVENUE REPORT	
1111-BOARDS AND BUREAUS	FUND NUMBER AND NAME	PERSONAL SERVICES	OPERATING EXPENSES	TOTAL GROSS EXPENDITURES	LESS (-) REIMBURSEMENTS	LESS (-) INTERNAL DISTRIBUTED COSTS	TOTAL NET EXPENDITURES
ACCOUNTANCY, BOARD OF	0704 ACCOUNTANCY FUND	\$11,157	\$5,374	\$16,531	-\$211	\$0	\$16,320
ACUPUNCTURE, BOARD OF	0108 ACUPUNCTURE FUND	\$1,416	\$1,869	\$3,285	-\$91	\$0	\$3,194
ARBITRATION CERTIFICATION PROGRAM	0166 CERTIFICATION ACCOUNT	\$982	\$328	\$1,310	\$0	\$0	\$1,310
ARCHITECTS BOARD, CALIFORNIA	0706 CALIFORNIA ARCHITECTS BOARD FUND	\$2,355	\$1,706	\$4,061	-\$10	-\$26	\$4,025
LANDSCAPE ARCHITECTS TECHNICAL COMMITTEE	0757 LANDSCAPE ARCHITECTS FUND	\$538	\$459	\$997	\$0	\$0	\$997
ATHLETIC COMMISSION, CALIFORNIA STATE	0326 STATE ATHLETIC FUND	\$1,088	\$982	\$2,070	\$0	\$0	\$2,070
	0492 STATE ATHLETIC COMM NEURO EXAM ACCOUNT	\$30	\$23	\$53	\$0	\$0	\$53
	9250 BOXERS' PENSION	\$59	\$425	\$484	\$0	\$0	\$484
	<b>TOTAL</b>	<b>\$1,177</b>	<b>\$1,430</b>	<b>\$2,607</b>	<b>\$0</b>	<b>\$0</b>	<b>\$2,607</b>
AUTOMOTIVE REPAIR, BUREAU OF	0421 VEHICLE INSPECTION AND REPAIR FUND	\$57,452	\$59,131	\$116,583	-\$918	-\$71	\$115,594
	0582 HIGH POLLUTER REPAIR OR REMOVAL ACCOUNT	\$6,181	\$25,911	\$32,092	\$0	\$0	\$32,092
	3122 ENHANCED FLEET MODERNIZATION SUBACCOUNT	\$690	\$18,543	\$19,233	\$0	\$0	\$19,233
	<b>TOTAL</b>	<b>\$64,323</b>	<b>\$103,585</b>	<b>\$167,908</b>	<b>-\$918</b>	<b>-\$71</b>	<b>\$166,919</b>
BARBERING AND COSMETOLOGY, BOARD OF	0069 BARBERING AND COSMETOLOGY FUND	\$7,527	\$9,983	\$17,510	-\$31	\$0	\$17,479
BEHAVIORAL SCIENCES, BOARD OF	0773 BEHAVIORAL SCIENCE EXAMINERS FUND	\$6,079	\$5,783	\$11,862	-\$286	\$0	\$11,576
CEMETERY AND FUNERAL BUREAU	0717 CEMETERY AND FUNERAL FUND	\$3,124	\$2,132	\$5,256	-\$58	\$0	\$5,198

Note: All expenditures based on year-end Fiscal program disbursement report for 2021-22.

NET EXPENDITURES (IN THOUSANDS OF DOLLARS)							
		FROM YEAR-END FISCAL EXPENDITURE REPORT			FROM YEAR-END FISCAL REVENUE REPORT	FROM YEAR-END FISCAL REVENUE REPORT	
1111–BOARDS AND BUREAUS	FUND NUMBER AND NAME	PERSONAL SERVICES	OPERATING EXPENSES	TOTAL GROSS EXPENDITURES	LESS (-) REIMBURSEMENTS	LESS (-) INTERNAL DISTRIBUTED COSTS	TOTAL NET EXPENDITURES
CHIROPRACTIC EXAMINERS, BOARD OF	0152 CHIROPRACTIC EXAMINERS FUND	\$2,064	\$2,641	\$4,705	-\$81	\$0	\$4,624
CONTRACTORS STATE LICENSE BOARD	0735 CONTRACTORS LICENSE FUND	\$43,298	\$26,240	\$69,538	-\$1,065	\$0	\$68,473
	0093 CONSTRUCTION MANAGEMENT EDUCATION ACCOUNT	\$0	\$175	\$175	\$0	\$0	\$175
	<b>TOTAL</b>	<b>\$43,298</b>	<b>\$26,415</b>	<b>\$69,713</b>	<b>-\$1,065</b>	<b>\$0</b>	<b>\$68,648</b>
COURT REPORTERS BOARD OF CALIFORNIA	0771 COURT REPORTERS FUND	\$614	\$367	\$981	-\$4	\$0	\$977
	0410 TRANSCRIPT REIMBURSEMENT FUND	\$0	\$-395	\$-395	\$0	\$0	\$-395
	<b>TOTAL</b>	<b>\$614</b>	<b>\$-28</b>	<b>\$586</b>	<b>-\$4</b>	<b>\$0</b>	<b>\$582</b>
DENTAL BOARD OF CALIFORNIA	0741 STATE DENTISTRY FUND	\$7,730	\$8,427	\$16,157	-\$630	\$0	\$15,527
DENTAL BOARD OF CALIFORNIA (continued)	3039 DENTALLY UNDERSERVED ACCOUNT	\$0	\$35	\$35	\$0	\$0	\$35
	3142 STATE DENTAL ASSISTANT FUND	\$0	\$0	\$0	\$0	\$0	\$0
	<b>TOTAL</b>	<b>\$7,730</b>	<b>\$8,462</b>	<b>\$16,192</b>	<b>-\$630</b>	<b>0</b>	<b>\$15,562</b>
DENTAL HYGIENE BOARD OF CALIFORNIA	3140 STATE DENTAL HYGIENE FUND	\$1,160	\$992	\$2,152	-\$26	\$0	\$2,126
HOUSEHOLD GOODS AND SERVICES, BUREAU OF	0325 ELECTRONIC AND APPLIANCE REPAIR FUND	\$1,636	\$989	\$2,625	\$0	-\$61	\$2,564
	0752 BUREAU OF HOME FURNISHINGS AND THERMAL INSULATION FUND	\$2,805	\$1,593	\$4,398	\$0	\$0	\$4,398
	3315 HOUSEHOLD MOVERS FUND	\$1,040	\$768	\$1,808	\$0	\$0	\$1,808
	<b>TOTAL</b>	<b>\$5,481</b>	<b>\$3,350</b>	<b>\$8,831</b>	<b>0</b>	<b>-\$61</b>	<b>\$8,770</b>
LANDSCAPE ARCHITECTS TECHNICAL COMMITTEE	0757 LANDSCAPE ARCHITECTS FUND	\$538	\$459	\$997	\$0	\$0	\$997
MEDICAL BOARD OF CALIFORNIA	0210 OUTPATIENT SETTING FUND OF THE MEDICAL BOARD OF CALIFORNIA	\$0	\$0	\$0	\$0	\$0	\$0
	0755 LICENSED MIDWIFERY FUND	\$0	\$120	\$120	\$0	\$0	\$120
	0758 CONTINGENT FUND OF THE MEDICAL BOARD OF CALIFORNIA	\$18,819	\$54,537	\$73,356	-\$3,707	-\$861	\$68,788
	<b>TOTAL</b>	<b>\$18,819</b>	<b>\$54,657</b>	<b>\$73,476</b>	<b>-\$3,707</b>	<b>-\$861</b>	<b>\$68,908</b>
NATUROPATHIC MEDICINE COMMITTEE	3069 NATUROPATHIC DOCTOR'S FUND	\$267	\$107	\$374	\$0	\$0	\$374

Note: All expenditures based on year-end Fiscal program disbursement report for 2021–22.

NET EXPENDITURES (IN THOUSANDS OF DOLLARS)							
		FROM YEAR-END FISCAL EXPENDITURE REPORT			FROM YEAR-END FISCAL REVENUE REPORT	FROM YEAR-END FISCAL REVENUE REPORT	
1111—BOARDS AND BUREAUS	FUND NUMBER AND NAME	PERSONAL SERVICES	OPERATING EXPENSES	TOTAL GROSS EXPENDITURES	LESS (-) REIMBURSEMENTS	LESS (-) INTERNAL DISTRIBUTED COSTS	TOTAL NET EXPENDITURES
OCCUPATIONAL THERAPY, CALIFORNIA BOARD OF	3017 OCCUPATIONAL THERAPY FUND	\$1,399	\$1,341	\$2,740	-\$45	\$0	\$2,695
OPTOMETRY, CALIFORNIA STATE BOARD OF	0763 STATE OPTOMETRY FUND	\$1,342	\$946	\$2,288	-\$38	\$0	\$2,250
	0175 DISPENSING OPTICIANS FUND	\$0	\$0	\$0	\$0	\$0	\$0
	<b>TOTAL</b>	<b>\$1,342</b>	<b>\$946</b>	<b>\$2,288</b>	<b>-\$38</b>	<b>\$0</b>	<b>\$2,250</b>
OSTEOPATHIC MEDICAL BOARD OF CALIFORNIA	0264 OSTEOPATHIC MEDICAL BOARD OF CALIFORNIA CONTINGENT FUND	\$1,490	\$1,929	\$3,419	-\$210	\$0	\$3,209
PHARMACY, CALIFORNIA STATE BOARD OF	0767 PHARMACY BOARD CONTINGENT FUND	\$18,865	\$10,664	\$29,529	-\$2,046	\$0	\$27,483
PHYSICAL THERAPY BOARD OF CALIFORNIA	0759 PHYSICAL THERAPY FUND	\$3,215	\$3,228	\$6,443	-\$143	\$0	\$6,300
PHYSICIAN ASSISTANT BOARD	0280 PHYSICIAN ASSISTANT FUND	\$1,094	\$1,789	\$2,883	-\$142	\$0	\$2,741
PODIATRIC MEDICAL BOARD OF CALIFORNIA	0295 BOARD OF PODIATRIC MEDICINE FUND	\$630	\$754	\$1,384	-\$86	\$0	\$1,298
PRIVATE POSTSECONDARY EDUCATION, BUREAU FOR	0305 PRIVATE POSTSECONDARY EDUCATION ADMINISTRATION FUND	\$11,869	\$5,774	\$17,643	-\$14	\$0	\$17,629
	0960 STUDENT TUITION RECOVERY FUND	\$0	\$1,617	\$1,617	\$0	\$0	\$1,617
	<b>TOTAL</b>	<b>\$11,869</b>	<b>\$7,391</b>	<b>\$19,260</b>	<b>-\$14</b>	<b>\$0</b>	<b>\$19,246</b>
PROFESSIONAL ENGINEERS, LAND SURVEYORS, AND GEOLOGISTS, BOARD FOR	0770 PROFESSIONAL ENGINEERS' AND LAND SURVEYORS' FUND	\$5,423	\$5,573	\$10,996	-\$118	\$0	\$10,878
PROFESSIONAL FIDUCIARIES BUREAU	3108 PROFESSIONAL FIDUCIARY FUND	\$395	\$178	\$573	-\$1	\$0	\$572
PSYCHOLOGY, CALIFORNIA BOARD OF	0310 PSYCHOLOGY FUND	\$3,039	\$3,574	\$6,613	-\$279	\$0	\$6,334
REAL ESTATE APPRAISERS, BUREAU OF	0400 REAL ESTATE APPRAISERS FUND	\$3,103	\$2,199	\$5,302	-\$2	\$0	\$5,300
REGISTERED NURSING, BOARD OF	0761 BOARD OF REGISTERED NURSING FUND	\$22,291	\$34,202	\$56,493	-\$3,304	\$0	\$53,189
RESPIRATORY CARE BOARD OF CALIFORNIA	0319 RESPIRATORY CARE FUND	\$1,872	\$1,515	\$3,387	-\$223	\$0	\$3,164
SECURITY AND INVESTIGATIVE SERVICES, BUREAU OF	0239 PRIVATE SECURITY SERVICES FUND	\$7,400	\$9,618	\$17,018	-\$606	\$0	\$16,412
	0769 PRIVATE INVESTIGATOR FUND	\$0	\$0	\$0	\$0	\$0	\$0
	<b>TOTAL</b>	<b>\$7,400</b>	<b>\$9,618</b>	<b>\$17,018</b>	<b>-\$606</b>	<b>\$0</b>	<b>\$16,412</b>

Note: All expenditures based on year-end Fiscal program disbursement report for 2021–22.

NET EXPENDITURES (IN THOUSANDS OF DOLLARS)							
		FROM YEAR-END FISCAL EXPENDITURE REPORT			FROM YEAR-END FISCAL REVENUE REPORT	FROM YEAR-END FISCAL REVENUE REPORT	
1111-BOARDS AND BUREAUS	FUND NUMBER AND NAME	PERSONAL SERVICES	OPERATING EXPENSES	TOTAL GROSS EXPENDITURES	LESS (-) REIMBURSEMENTS	LESS (-) INTERNAL DISTRIBUTED COSTS	TOTAL NET EXPENDITURES
SPEECH-LANGUAGE PATHOLOGY AND AUDIOLOGY AND HEARING AID DISPENSERS BOARD	0376 SPEECH-LANGUAGE PATHOLOGY AND AUDIOLOGY AND HEARING AID DISPENSERS FUND	\$1,472	\$1,203	\$2,675	-\$53	\$0	\$2,622
STRUCTURAL PEST CONTROL BOARD	0168 SPC RESEARCH FUND	\$0	-\$156	-\$156	\$0	\$0	-\$156
	0399 SPC EDUCATION AND ENFORCEMENT FUND	\$21	\$293	\$314	\$0	\$0	\$314
	0775 STRUCTURAL PEST CONTROL FUND	\$2,953	\$2,230	\$5,183	-\$45	\$0	\$5,138
	<b>TOTAL</b>	<b>\$2,974</b>	<b>\$2,367</b>	<b>\$5,341</b>	<b>-\$45</b>	<b>\$0</b>	<b>\$5,296</b>
VETERINARY MEDICAL BOARD	0777 VETERINARY MEDICAL BOARD CONTINGENT FUND	\$3,219	\$2,613	\$5,832	-\$210	\$0	\$5,622
VOCATIONAL NURSING AND PSYCHIATRIC TECHNICIANS, BOARD OF	0779 VOCATIONAL NURSING AND PSYCHIATRIC TECHNICIANS FUND	\$8,014	\$10,111	\$18,125	-\$374	\$0	\$17,751
CURES	3252 CURES FUND	\$0	\$3,514	\$3,514	\$0	\$0	\$3,514
<b>DCA TOTAL</b>		<b>\$277,217</b>	<b>\$333,954</b>	<b>\$611,171</b>	<b>-\$15,057</b>	<b>\$-1,019</b>	<b>\$595,095</b>

Note: All expenditures based on year-end Fiscal program disbursement report for 2021-22.

# FUND CONDITIONS

The following information summarizes the operations of a fund for the prior fiscal year. The display includes the beginning fund balance and details all revenues, expenditures, and transfers impacting the fund, and reports the final fund reserve. Also included are the estimated Months-in-Reserve for each fund, based on the ending balance.

FUND CONDITIONS (IN THOUSANDS OF DOLLARS)							
1111—BOARDS AND BUREAUS	FUND NUMBER AND NAME	TOTAL RESERVES JULY 1	TOTAL REVENUES	TRANSFERS	TOTAL EXPENDITURES*	RESERVE JUNE 30	ESTIMATED MONTHS OF RESERVE
ACCOUNTANCY, BOARD OF	0704 ACCOUNTANCY FUND	\$13,283	\$16,084	-\$764	\$17,853	\$10,750	6.7
ACUPUNCTURE BOARD	0108 ACUPUNCTURE FUND	\$3,477	\$3,877	-\$121	\$3,585	\$3,648	10.1
ARBITRATION CERTIFICATION PROGRAM	0166 CERTIFICATION ACCOUNT	\$1,528	\$1,620	-\$67	\$1,433	\$1,648	12.0
ARCHITECTS BOARD, CALIFORNIA	0706 CALIFORNIA ARCHITECTS BOARD FUND	\$4,610	\$4,371	-\$180	\$4,366	\$4,435	9.9
LANDSCAPE ARCHITECTS TECHNICAL COMMITTEE	0757 LANDSCAPE ARCHITECTS FUND	\$1,277	\$800	-\$39	\$1,080	\$958	8.3
ATHLETIC COMMISSION, CALIFORNIA STATE	0326 STATE ATHLETIC FUND	\$714	\$1,893	-\$49	\$2,215	\$343	2.1
	0492 STATE ATHLETIC COMMISSION NEUROLOGICAL EXAMINATION ACCOUNT	\$416	\$9	\$0	\$57	\$368	74.8
	9250 BOXERS' PENSION FUND	\$816	\$389	\$0	\$494	\$711	69.4
AUTOMOTIVE REPAIR, BUREAU OF	0421 VEHICLE INSPECTION AND REPAIR FUND	\$199,886	\$129,540	-\$26,334	\$146,190	\$156,902	11.9
	0582 HIGH POLLUTER REPAIR OR REMOVAL ACCOUNT	\$25,064	\$41,753	-\$355	\$32,846	\$33,616	7.4
	3122 ENHANCED FLEET MODERNIZATION SUBACCOUNT	\$17,694	\$33,766	-\$31	\$22,117	\$29,312	10.5
BARBERING AND COSMETOLOGY, BOARD OF	0069 BARBERING AND COSMETOLOGY FUND	\$26,539	\$6,955	-\$723	\$6,184	\$26,587	19.2
BEHAVIORAL SCIENCES, BOARD OF	0773 BEHAVIORAL SCIENCE EXAMINERS FUND	\$6,195	\$17,885	-\$463	\$12,569	\$11,048	9.3
CEMETERY AND FUNERAL BUREAU	0717 CEMETERY AND FUNERAL FUND	\$4,878	\$4,493	-\$211	\$5,589	\$3,571	6.4
CHIROPRACTIC EXAMINERS, BOARD OF	0152 CHIROPRACTIC EXAMINERS FUND	\$2,369	\$4,514	-\$152	\$5,006	\$1,725	4.1

\* Expenditures in fund conditions include State Controller's Office and/or other charges that are direct assessments against each fund.

FUND CONDITIONS (IN THOUSANDS OF DOLLARS)							
1111—BOARDS AND BUREAUS	FUND NUMBER AND NAME	TOTAL RESERVES JULY 1	TOTAL REVENUES	TRANSFERS	TOTAL EXPENDITURES*	RESERVE JUNE 30	ESTIMATED MONTHS OF RESERVE
CONTRACTORS STATE LICENSE BOARD	0735 CONTRACTORS LICENSE FUND	\$3,402	\$82,474	-\$2,622	\$74,201	\$9,053	1.3
	0093 CONSTRUCTION MANAGEMENT EDUCATION ACCOUNT (CMEA)	\$493	\$189	\$0	\$181	\$501	56.2
COURT REPORTERS BOARD OF CALIFORNIA	0771 COURT REPORTERS FUND	\$818	\$1,362	-\$39	\$1,073	\$1,068	9.8
	0410 TRANSCRIPT REIMBURSEMENT FUND	\$174	\$1	\$0	-\$395	\$570	45.6
DENTAL BOARD OF CALIFORNIA	0741 STATE DENTISTRY FUND	\$12,737	\$18,492	-\$716	\$16,993	\$13,520	7.8
	3039 DENTALLY UNDERSERVED ACCOUNT	\$1,019	\$4	\$0	\$43	\$980	87.8
	3142 STATE DENTAL ASSISTANT FUND	\$2,985	\$11	\$0	\$33	\$2,963	N/A
DENTAL HYGIENE BOARD OF CALIFORNIA	3140 STATE DENTAL HYGIENE COMMITTEE	\$1,981	\$1,951	-\$106	\$2,314	\$1,512	6.0
HOUSEHOLD GOODS AND SERVICES, BUREAU OF	0325 ELECTRONIC AND APPLIANCE REPAIR FUND	\$3,948	\$2,634	-\$133	\$2,797	\$3,652	11.1
	0752 HOME FURNISHINGS AND THERMAL INSULATION FUND	\$6,235	\$5,672	-\$228	\$4,858	\$6,821	12.9
	3315 HOUSEHOLD MOVERS FUND	\$5,392	\$4,224	\$383	\$2,088	\$7,911	24.6
MEDICAL BOARD OF CALIFORNIA	0210 OUTPATIENT SETTING FUND OF THE MEDICAL BOARD OF CALIFORNIA	\$562	\$2	\$0	\$1	\$563	N/A
	0755 LICENSED MIDWIFERY FUND	\$330	\$62	\$0	\$133	\$259	23.2
	0758 CONTINGENT FUND OF THE MEDICAL BOARD OF CALIFORNIA	\$9,144	\$63,943	\$7,210	\$73,691	\$6,606	1.0
NATUROPATHIC MEDICINE COMMITTEE	3069 NATUROPATHIC DOCTORS FUND	\$638	\$553	-\$17	\$416	\$758	22.3
OCCUPATIONAL THERAPY, CALIFORNIA BOARD OF	3017 OCCUPATIONAL THERAPY FUND	\$1,604	\$2,866	-\$140	\$2,892	\$1,438	4.8
OPTOMETRY, CALIFORNIA STATE BOARD OF	0763 STATE OPTOMETRY FUND	\$2,077	\$2,507	-\$142	\$2,426	\$2,016	6.0
	0175 DISPENSING OPTICIANS FUND	\$1,242	\$63	\$0	\$46	\$1,259	N/A
OSTEOPATHIC MEDICAL BOARD OF CALIFORNIA	0264 OSTEOPATHIC MEDICAL BOARD OF CALIFORNIA CONTINGENT FUND	\$5,182	\$2,924	-\$114	\$3,489	\$4,503	15.3
PHARMACY, CALIFORNIA STATE BOARD OF	0767 PHARMACY BOARD CONTINGENT FUND	\$10,708	\$34,418	-\$1,258	\$30,020	\$13,848	4.9
PHYSICAL THERAPY BOARD OF CALIFORNIA	0759 PHYSICAL THERAPY FUND	\$5,740	\$6,567	-\$267	\$6,740	\$5,300	8.7

\* Expenditures in fund conditions include State Controller's Office and/or other charges that are direct assessments against each fund.



FUND CONDITIONS (IN THOUSANDS OF DOLLARS)							
1111—BOARDS AND BUREAUS	FUND NUMBER AND NAME	TOTAL RESERVES JULY 1	TOTAL REVENUES	TRANSFERS	TOTAL EXPENDITURES*	RESERVE JUNE 30	ESTIMATED MONTHS OF RESERVE
PHYSICIAN ASSISTANT BOARD	0280 PHYSICIAN ASSISTANT FUND	\$4,993	\$2,516	-\$88	\$2,922	\$4,499	16.8
PODIATRIC MEDICAL BOARD OF CALIFORNIA	0295 BOARD OF PODIATRIC MEDICINE FUND	\$481	\$1,460	-\$36	\$1,391	\$514	3.6
PRIVATE POSTSECONDARY EDUCATION, BUREAU FOR	0305 PRIVATE POSTSECONDARY EDUCATION ADMINISTRATION FUND	\$1,621	\$14,964	\$11,096	\$19,181	\$8,500	14.7
	0960 STUDENT TUITION RECOVERY FUND	\$15,830	\$2,332	\$0	\$1,617	\$16,545	122.8
PROFESSIONAL ENGINEERS, LAND SURVEYORS, AND GEOLOGISTS, BOARD FOR	0770 PROFESSIONAL ENGINEERS, LAND SURVEYORS, AND GEOLOGISTS FUND	\$3,005	\$12,528	-\$385	\$11,743	\$3,405	3.0
PROFESSIONAL FIDUCIARIES BUREAU	3108 PROFESSIONAL FIDUCIARY FUND	\$345	\$614	-\$25	\$623	\$311	3.4
PSYCHOLOGY, CALIFORNIA BOARD OF	0310 PSYCHOLOGY FUND	\$8,785	\$4,565	-\$277	\$6,776	\$6,297	9.3
REAL ESTATE APPRAISERS, BUREAU OF	0400 REAL ESTATE APPRAISERS FUND	\$5,132	6,219	-\$249	\$5,818	\$5,284	9.7
REGISTERED NURSING, BOARD OF	0761 BOARD OF REGISTERED NURSING FUND	\$36,193	\$80,110	-\$2,176	\$58,185	\$55,942	10.5
RESPIRATORY CARE BOARD OF CALIFORNIA	0319 RESPIRATORY CARE FUND	\$1,456	\$3,838	-\$139	\$3,479	\$1,676	4.7
SECURITY AND INVESTIGATIVE SERVICES, BUREAU OF	0239 PRIVATE SECURITY SERVICES FUND	\$6,964	\$16,336	-\$689	\$17,575	\$5,036	3.2
	0769 PRIVATE INVESTIGATOR FUND	\$440	\$2	\$0	\$17	\$425	N/A
SPEECH-LANGUAGE PATHOLOGY AND AUDIOLOGY AND HEARING AID DISPENSERS BOARD	0376 SPEECH-LANGUAGE PATHOLOGY AND AUDIO, AND HEARING AID DISP. FUND	\$1,440	\$2,594	-\$82	\$2,818	\$1,134	5.3
STRUCTURAL PEST CONTROL BOARD	0168 SPC RESEARCH FUND	\$794	\$168	\$0	-\$156	\$1,118	N/A
	0399 SPC EDUCATION AND ENFORCEMENT FUND	\$1,364	\$413	\$0	\$340	\$1,437	50.1
	0775 SPC FUND	\$3,115	\$6,194	-\$201	\$5,579	\$3,529	5.7
VETERINARY MEDICAL BOARD	0777 VETERINARY MEDICAL BOARD CONTINGENT FUND	\$5,066	\$8,185	-\$256	\$6,081	\$6,914	10.8
VOCATIONAL NURSING AND PSYCHIATRIC TECHNICIANS, BOARD OF	0779 VOCATIONAL NURSING AND PSYCHIATRIC TECHNICIANS FUND	\$4,449	\$17,916	-\$715	\$19,084	\$2,566	1.6
CURES	3252 CURES FUND	\$1,675	\$3,241	\$0	\$3,878	\$1,038	4.1

\* Expenditures in fund conditions include State Controller's Office and/or other charges that are direct assessments against each fund.

# REVENUE CATEGORIES

The following information displays the total prior-year revenue collected by each fund, sorted by specific revenue category code (renewal fee, delinquent fee, etc.).

REVENUE CATEGORIES (IN THOUSANDS OF DOLLARS)																				
1111—BOARDS AND BUREAUS	FUND NUMBER AND NAME	OTHER MOTOR VEHICLE FEES (4115600)	CANNABIS LICENSING FEES (4120700)	DELINQUENT FEES (4121200)	DIVISION OF REAL ESTATE LICENSE FEES (4127200)	RENEWAL FEES (4127400)	STRF ASSESSMENT 6805	OTHER REGULATORY FEES (4129200)	OTHER REGULATORY LICENSES AND PERMITS (4129400)	MISCELLANEOUS REVENUE FROM LOCAL AGENCIES (4135000)	SALE OF DOCUMENTS (4140000)	MISCELLANEOUS SERVICES TO THE PUBLIC (4143500)	INTEREST INCOME—INTERFUND LOANS (4150500)	INVESTMENT INCOME—SURPLUS MONEY INVESTMENTS (4163000)	OTHER REVENUE, COST RECOVERIES (4171100)	ESCHEATS (4171400, 4171500)	MISCELLANEOUS/OTHER REVENUE (4172500)	PENALTY ASSESSMENTS (4173000)	SETTLEMENTS AND JUDGEMENTS—OTHER (4173500)	TOTAL
ACCOUNTANCY, BOARD OF	0704 ACCOUNTANCY FUND			\$292		\$11,203		\$174	\$4,354					\$52		\$7	\$2			\$16,084
ACUPUNCTURE, BOARD OF	0108 ACUPUNCTURE FUND			\$43		\$2,811		\$277	\$728					\$14		\$4				\$3,877
ARBITRATION CERTIFICATION PROGRAM	0166 CERTIFICATION ACCOUNT							\$1,614						\$6						\$1,620
ARCHITECTS BOARD, CALIFORNIA	0706 CALIFORNIA ARCHITECTS BOARD FUND			\$63		\$3,904		\$15	\$366					\$21		\$2				\$4,371
LANDSCAPE ARCHITECTS TECHNICAL COMMITTEE	0757 LANDSCAPE ARCHITECTS FUND			\$13		\$695		\$0	\$86					\$5		\$1			\$0	\$800
ATHLETIC COMMISSION, CALIFORNIA STATE	0326 STATE ATHLETIC FUND					\$58		\$1,620	\$190					\$3		\$21	\$1			\$1,893
	0492 STATE ATHLETIC COMM NEURO EXAM ACCOUNT							\$8						\$1						\$9
	9250 BOXERS' PENSION FUND													\$1			\$388			\$389
	TOTAL	\$0	\$0	\$0	\$0	\$58	\$0	\$1,628	\$190	\$0	\$0	\$0	\$0	\$5	\$0	\$21	\$389	\$0	\$0	\$2,291
AUTOMOTIVE REPAIR, BUREAU OF	0421 VEHICLE INSPECTION AND REPAIR FUND			\$231		7,544		\$1,586	\$119,274					\$703	\$0	\$26	\$176		\$0	\$129,540
	0582 HIGH POLLUTER REPAIR OR REMOVAL ACCOUNT							\$153	\$41,465	\$0		\$1		\$129		\$5			\$0	\$41,753
	3122 ENHANCED FLEET MODERNIZATION SUBACCOUNT	\$33,656												\$110						\$33,766
	TOTAL	\$33,656	\$0	\$231	\$0	\$7,544	\$0	\$1,739	\$160,739	\$0	\$0	\$1	\$0	\$942	\$0	\$31	\$176	\$0	\$0	\$205,059

Note: All revenues based on year-end Fiscal program disbursement report for 2021–22.

# REVENUE CATEGORIES (IN THOUSANDS OF DOLLARS)

1111—BOARDS AND BUREAUS	FUND NUMBER AND NAME	OTHER MOTOR VEHICLE FEES (4115600)	CANNABIS LICENSING FEES (4120700)	DELINQUENT FEES (4121200)	DIVISION OF REAL ESTATE LICENSE FEES (4127200)	RENEWAL FEES (4127400)	STRF ASSESSMENT 6805	OTHER REGULATORY FEES (4129200)	OTHER REGULATORY LICENSES AND PERMITS (4129400)	MISCELLANEOUS REVENUE FROM LOCAL AGENCIES (4135000)	SALE OF DOCUMENTS (4140000)	MISCELLANEOUS SERVICES TO THE PUBLIC (4143500)	INTEREST INCOME—INTERFUND LOANS (4150500)	INVESTMENT INCOME—SURPLUS MONEY INVESTMENTS (4163000)	OTHER REVENUE, COST RECOVERIES (4171100)	ESCHEATS (4171400, 4171500)	MISCELLANEOUS/OTHER REVENUE (4172500)	PENALTY ASSESSMENTS (4173000)	SETTLEMENTS AND JUDGEMENTS—OTHER (4173500)	TOTAL
BARBERING AND COSMETOLOGY, BOARD OF	0069 BARBERING AND COSMETOLOGY FUND			\$223		\$439		\$2,003	\$4,120			\$15		\$138		\$13	\$4		\$0	\$6,955
BEHAVIORAL SCIENCES, BOARD OF	0773 BEHAVIORAL SCIENCE EXAMINERS FUND			\$173		\$10,807		\$194	\$6,645					\$44		\$19	\$3		\$0	\$17,885
CEMETERY AND FUNERAL BUREAU	0717 CEMETERY FUND			\$45		\$1,411		\$2,809	\$206					\$18		\$3	\$1		\$0	\$4,493
CHIROPRACTIC EXAMINERS, BOARD OF	0152 CHIROPRACTIC EXAMINERS FUND			\$58		\$3,871		\$121	\$428					\$8		\$4	\$24		\$0	\$4,514
CONTRACTORS STATE LICENSE BOARD	0735 CONTRACTORS LICENSE FUND			\$8,060		\$52,270		\$284	\$19,820			\$76		\$47		\$65	\$20	\$1,832	\$0	\$82,474
CONTRACTORS STATE LICENSE BOARD (continued)	0093 CONSTRUCTION MANAGEMENT EDUCATION ACCOUNT								\$180					\$9						\$189
	TOTAL	\$0	\$0	\$8,060	\$0	\$52,270	\$0	\$284	\$20,000	\$0	\$0	\$76	\$0	\$56	\$0	\$65	\$20	\$1,832	\$0	\$82,663
COURT REPORTERS BOARD OF CALIFORNIA	0771 COURT REPORTERS FUND			\$24		\$1,298		\$13	\$21					\$5		\$1				\$1,362
	0410 TRANSCRIPT REIMBURSEMENT FUND													\$1						\$1
	TOTAL	\$0	\$0	\$24	\$0	\$1,298	\$0	\$13	\$21	\$0	\$0	\$0	\$0	\$6	\$0	\$1	\$0	\$0		\$1,363
DENTAL BOARD OF CALIFORNIA	0741 STATE DENTISTRY FUND			\$351		\$14,990		\$176	\$2,880		\$1	\$19		\$61		\$11	\$3		\$0	\$18,492
	3039 DENTALLY UNDERSERVED ACCOUNT													\$4						\$4
	3142 STATE DENTAL ASSISTANT FUND					\$0								\$11						\$11
	TOTAL	\$0	\$0	\$351	\$0	\$14,990	\$0	\$176	\$2,880	\$0	\$1	\$19	\$0	\$76	\$0	\$11	\$3	\$0	\$0	\$18,507
DENTAL HYGIENE BOARD OF CALIFORNIA	3140 STATE DENTAL HYGIENE FUND			\$42		\$1,598		\$105	\$196					\$8		\$1	\$1			\$1,951
HOUSEHOLD GOODS AND SERVICES, BUREAU OF	0325 ELECTRONIC AND APPLIANCE REPAIR FUND			\$109		\$2,079		\$11	\$416					\$15		\$4			\$0	\$2,634
	0752 HOME FURNISHINGS AND THERMAL INSULATION FUND			\$239		\$4,337		\$115	\$937					\$26		\$18			\$0	\$5,672
	3315 HOUSEHOLD MOVERS FUND			\$128		\$3,932		\$75	\$87							\$2	\$0		\$0	\$4,224
	TOTAL	\$0	\$0	\$476	\$0	\$10,348	\$0	\$201	\$1,440	\$0	\$0	\$0	\$0	\$41	\$0	\$24	\$0	\$0	\$0	\$12,530

Note: All revenues based on year-end Fiscal program disbursement report for 2021–22.

# REVENUE CATEGORIES (IN THOUSANDS OF DOLLARS)

1111—BOARDS AND BUREAUS	FUND NUMBER AND NAME	OTHER MOTOR VEHICLE FEES (4115600)	CANNABIS LICENSING FEES (4120700)	DELINQUENT FEES (4121200)	DIVISION OF REAL ESTATE LICENSE FEES (4127200)	RENEWAL FEES (4127400)	STRF ASSESSMENT 6805	OTHER REGULATORY FEES (4129200)	OTHER REGULATORY LICENSES AND PERMITS (4129400)	MISCELLANEOUS REVENUE FROM LOCAL AGENCIES (4135000)	SALE OF DOCUMENTS (4140000)	MISCELLANEOUS SERVICES TO THE PUBLIC (4143500)	INTEREST INCOME—INTERFUND LOANS (4150500)	INVESTMENT INCOME—SURPLUS MONEY INVESTMENTS (4163000)	OTHER REVENUE, COST RECOVERIES (4171100)	ESCHEATS (4171400, 4171500)	MISCELLANEOUS/OTHER REVENUE (4172500)	PENALTY ASSESSMENTS (4173000)	SETTLEMENTS AND JUDGEMENTS—OTHER (4173500)	TOTAL
MEDICAL BOARD OF CALIFORNIA	0210 OUTPATIENT SETTING FUND OF THE MEDICAL BOARD OF CALIFORNIA													\$2						\$2
	0755 LICENSED MIDWIFERY FUND			\$1		\$49			\$11					\$1						625
	0758 MEDICAL BOARD OF CALIFORNIA FUND			\$132		\$54,415		\$508	\$8,647					\$62		\$39	\$5	\$135	\$0	\$63,943
	<b>TOTAL</b>	<b>\$0</b>	<b>\$0</b>	<b>\$133</b>	<b>\$0</b>	<b>\$54,464</b>	<b>\$0</b>	<b>\$508</b>	<b>\$8,658</b>	<b>\$0</b>	<b>\$0</b>	<b>\$0</b>	<b>\$0</b>	<b>\$65</b>	<b>\$0</b>	<b>\$39</b>	<b>\$5</b>	<b>\$135</b>	<b>\$0</b>	<b>\$64,007</b>
NATUROPATHIC MEDICINE COMMITTEE	3069 NATUROPATHIC DOCTORS FUND			\$4		\$432		\$3	\$111					\$3		\$0				\$553
OCCUPATIONAL THERAPY, CALIFORNIA BOARD OF	3017 OCCUPATIONAL THERAPY FUND			\$43		\$2,298		\$52	\$437			\$28		\$7		\$1			\$0	\$2,866
OPTOMETRY, CALIFORNIA STATE BOARD OF	0763 STATE OPTOMETRY FUND			\$31		\$2,007		\$114	\$343					\$9		\$1	\$2		\$0	\$2,507
	0175 DISPENSING OPTICIANS FUND			\$0		\$58		\$0	\$0					\$5						\$63
	<b>TOTAL</b>	<b>\$0</b>	<b>\$0</b>	<b>\$31</b>	<b>\$0</b>	<b>\$2,065</b>	<b>\$0</b>	<b>\$114</b>	<b>\$343</b>	<b>\$0</b>	<b>\$0</b>	<b>\$0</b>	<b>\$0</b>	<b>\$14</b>	<b>\$0</b>	<b>\$1</b>	<b>2</b>	<b>\$0</b>	<b>\$0</b>	<b>\$2,570</b>
OSTEOPATHIC MEDICAL BOARD OF CALIFORNIA	0264 OSTEOPATHIC MED BD OF CA FUND			\$15		\$2,035		\$40	\$815					\$18		\$0	\$1		\$0	\$2,924
PHARMACY, CALIFORNIA STATE BOARD OF	0767 PHARMACY BOARD CONTINGENT FUND			\$262		\$28,177		\$1,253	\$4,497	\$0		\$3		\$68		\$152	\$6		\$0	\$34,418
PHYSICAL THERAPY BOARD OF CALIFORNIA	0759 PHYSICAL THERAPY FUND			\$43		\$5,285		\$118	\$1,097					\$23		\$1			\$0	\$6,567
PHYSICIAN ASSISTANT BOARD	0280 PHYSICIAN ASSISTANT FUND			\$7		\$2,086		\$23	\$378					\$20		\$2			\$0	\$2,516
PODIATRIC MEDICAL BOARD OF CALIFORNIA	0295 BOARD OF PODIATRIC MEDICINE FUND			\$4		\$1,328		\$13	\$111					\$3		\$1			\$0	\$1,460
PRIVATE POSTSECONDARY EDUCATION, BUREAU FOR	0305 PRIVATE POSTSECONDARY EDUCATION ADMINISTRATION FUND			\$307		\$13,668		\$371	\$582			\$1		\$30		\$5			\$0	\$14,964
	0960 STUDENT TUITION RECOVERY FUND							\$2,259						\$59		\$14				\$2,332
	<b>TOTAL</b>	<b>\$0</b>	<b>\$0</b>	<b>\$307</b>	<b>\$0</b>	<b>\$13,668</b>	<b>\$0</b>	<b>\$2,630</b>	<b>\$582</b>	<b>\$0</b>	<b>\$0</b>	<b>\$1</b>	<b>\$0</b>	<b>\$89</b>	<b>\$0</b>	<b>\$19</b>	<b>\$0</b>	<b>\$0</b>	<b>\$0</b>	<b>\$17,296</b>
PROFESSIONAL ENGINEERS, LAND SURVEYORS, AND GEOLOGISTS, BOARD FOR	0770 PROFESSIONAL ENGINEERS' AND LAND SURVEYORS' FUND			\$149		\$10,142		\$131	\$2,064					\$26		\$15	\$1		\$0	\$12,528

Note: All revenues based on year-end Fiscal program disbursement report for 2021–22.

# REVENUE CATEGORIES (IN THOUSANDS OF DOLLARS)

1111—BOARDS AND BUREAUS	FUND NUMBER AND NAME	OTHER MOTOR VEHICLE FEES (4115600)	CANNABIS LICENSING FEES (4120700)	DELINQUENT FEES (4121200)	DIVISION OF REAL ESTATE LICENSE FEES (4127200)	RENEWAL FEES (4127400)	STRF ASSESSMENT 6805	OTHER REGULATORY FEES (4129200)	OTHER REGULATORY LICENSES AND PERMITS (4129400)	MISCELLANEOUS REVENUE FROM LOCAL AGENCIES (4135000)	SALE OF DOCUMENTS (4140000)	MISCELLANEOUS SERVICES TO THE PUBLIC (4143500)	INTEREST INCOME—INTERFUND LOANS (4150500)	INVESTMENT INCOME—SURPLUS MONEY INVESTMENTS (4163000)	OTHER REVENUE, COST RECOVERIES (4171100)	ESCHEATS (4171400, 4171500)	MISCELLANEOUS/OTHER REVENUE (4172500)	PENALTY ASSESSMENTS (4173000)	SETTLEMENTS AND JUDGEMENTS—OTHER (4173500)	TOTAL
PROFESSIONAL FIDUCIARIES BUREAU	3108 PROFESSIONAL FIDUCIARY FUND			\$3		\$503		\$11	\$95					\$2						\$614
PSYCHOLOGY, CALIFORNIA BOARD OF	0310 PSYCHOLOGY FUND			\$69		\$3,785		\$167	\$512			\$1		\$29		\$2			\$0	\$4,565
REAL ESTATE APPRAISERS, BUREAU OF	0400 REAL ESTATE APPRAISERS FUND				\$4,552				\$1,466		\$1			\$20		\$2	\$52	\$126	\$0	\$6,219
REGISTERED NURSING, BOARD OF	0761 BOARD OF REGISTERED NURSING FUND			\$1,065		\$47,847		\$2,056	\$28,388			\$58		\$214	\$2	\$13	\$467		\$0	\$80,110
RESPIRATORY CARE BOARD OF CALIFORNIA	0319 RESPIRATORY CARE FUND			\$83		\$3,230		\$64	\$453					\$8		\$0			\$0	\$3,838
SECURITY AND INVESTIGATIVE SERVICES, BUREAU OF	0239 PRIVATE SECURITY SERVICES FUND			\$416		\$8,515		\$694	\$6,660			\$1		\$28		\$15	\$7			\$16,336
	0769 PRIVATE INVESTIGATOR FUND					\$0								\$2						\$2
	TOTAL	\$0	\$0	\$416	\$0	\$8,515	\$0	\$694	\$6,660	\$0	\$0	\$1	\$0	\$30	\$0	\$15	\$7	\$0	\$0	\$16,338
SPEECH-LANGUAGE PATHOLOGY AND AUDIOLOGY AND HEARING AID DISPENSERS BOARD	0376 SPEECH-LANGUAGE PATHOLOGY AND AUDIOLOGY FUND			\$31		\$2,001		\$73	\$480					\$6		\$3				\$2,594
STRUCTURAL PEST CONTROL BOARD	0168 SPCB RESEARCH FUND							\$163						\$4						\$167
	0399 SPCB EDUCATION AND ENFORCEMENT FUND							\$407						\$6		\$0				\$413
	0775 SPC FUND			\$6		\$271		\$5,180	\$695		\$17	\$1		\$15		\$8	\$1		\$0	\$6,194
	TOTAL	\$0	\$0	\$6	\$0	\$271	\$0	\$5,750	\$695	\$0	\$17	\$1	\$0	\$25	\$0	\$8	\$1	\$0	\$0	\$6,774
VETERINARY MEDICAL BOARD	0777 VETERINARY MEDICAL BOARD CONTINGENT FUND			\$63		\$6,056		\$158	\$1,877					\$26		\$5			\$0	\$8,185
VOCATIONAL NURSING AND PSYCHIATRIC TECHNICIANS, BOARD OF	0779 VOCATIONAL NURSING AND PSYCHIATRIC TECHNICIANS FUND			\$264		\$12,056		\$411	\$5,155					\$21		\$7	\$2		\$0	\$17,916
CURES	3252 CURES FUND							3,224						17						\$3,241
DCA TOTAL		\$33,656	\$0	\$13,092	\$4,552	\$329,491	\$0	\$28,846	\$267,273	\$0	\$19	\$204	\$0	\$2,174	\$2	\$493	\$1,167	\$2,093	\$0	\$683,062

Note: All revenues based on year-end Fiscal program disbursement report for 2021–22.



FISCAL YEAR **2021–22**

# ANNUAL REPORT

DEPARTMENT OF CONSUMER AFFAIRS

