



CALIFORNIA DEPARTMENT OF
CONSUMER
A F F A I R S

FISCAL YEAR **2022-23**
ANNUAL REPORT

FOLLOW US ON:



ABOUT THIS REPORT

The California Department of Consumer Affairs (DCA) is one of 12 entities operating under the direction of the Business, Consumer Services and Housing Agency, which is overseen by the Governor's Office. The *Fiscal Year 2022–23 Annual Report* is compliant with multiple statutory reporting requirements.



GAVIN NEWSOM

Governor

TOMIQUA MOSS

Secretary of the of the Business, Consumer Services and Housing Agency

KIMBERLY KIRCHMEYER

Director of the California Department of Consumer Affairs

TABLE OF CONTENTS

4	5	6	8	11	12	13
MESSAGE FROM THE DIRECTOR	MISSION, VISION, VALUES	DIVERSITY, EQUITY, AND INCLUSION	SUPPORT SERVICES	DCA BY THE NUMBERS	ORGANIZATIONAL CHART	LEGISLATIVE SUMMARIES
15	198	234	243	254	258	261
OVERVIEW OF REPORTED INFORMATION	ASSEMBLY BILL 2138	MILITARY LICENSURE	SECTION 139	EXPENDITURE CATEGORIES	FUND CONDITIONS	REVENUE CATEGORIES

LICENSING AND REGULATORY ENTITIES

20 ACCOUNTANCY, CALIFORNIA BOARD OF	81 DENTAL HYGIENE BOARD OF CALIFORNIA	144 PROFESSIONAL ENGINEERS, LAND SURVEYORS, AND GEOLOGISTS, BOARD FOR
24 ACUPUNCTURE BOARD	85 HOUSEHOLD GOODS AND SERVICES, BUREAU OF	150 PROFESSIONAL FIDUCIARIES BUREAU
28 ARBITRATION CERTIFICATION PROGRAM	90 MEDICAL BOARD OF CALIFORNIA	154 PSYCHOLOGY, BOARD OF
30 ARCHITECTS BOARD, CALIFORNIA	100 NATUROPATHIC MEDICINE, CALIFORNIA BOARD OF	158 REAL ESTATE APPRAISERS, BUREAU OF
34 LANDSCAPE ARCHITECTS TECHNICAL COMMITTEE	104 OCCUPATIONAL THERAPY, CALIFORNIA BOARD OF	163 REGISTERED NURSING, BOARD OF
38 ATHLETIC COMMISSION, CALIFORNIA STATE	108 OPTOMETRY, CALIFORNIA STATE BOARD OF	168 RESPIRATORY CARE BOARD OF CALIFORNIA
42 AUTOMOTIVE REPAIR, BUREAU OF	113 OSTEOPATHIC MEDICAL BOARD OF CALIFORNIA	172 SECURITY AND INVESTIGATIVE SERVICES, BUREAU OF
47 BARBERING AND COSMETOLOGY, BOARD OF	118 PHARMACY, CALIFORNIA STATE BOARD OF	178 SPEECH-LANGUAGE PATHOLOGY AND AUDIOLOGY AND HEARING AID DISPENSERS BOARD
52 BEHAVIORAL SCIENCES, BOARD OF	125 PHYSICAL THERAPY BOARD OF CALIFORNIA	183 STRUCTURAL PEST CONTROL BOARD
57 CEMETERY AND FUNERAL BUREAU	129 PHYSICIAN ASSISTANT BOARD	187 VETERINARY MEDICAL BOARD
62 CHIROPRACTIC EXAMINERS, BOARD OF	133 PODIATRIC MEDICAL BOARD OF CALIFORNIA	192 VOCATIONAL NURSING AND PSYCHIATRIC TECHNICIANS, BOARD OF
66 CONTRACTORS STATE LICENSE BOARD	138 PRIVATE POSTSECONDARY EDUCATION, BUREAU FOR	
71 COURT REPORTERS BOARD OF CALIFORNIA	142 STUDENT ASSISTANCE AND RELIEF, OFFICE OF	
75 DENTAL BOARD OF CALIFORNIA		



MESSAGE FROM THE DIRECTOR

I am pleased to present the California Department of Consumer Affairs *Fiscal Year 2022–23 Annual Report*.

The Department is committed to providing outstanding support services, oversight, and innovative solutions to boards and bureaus that regulate California professionals and vocations so that—through this partnership—all Californians are informed, empowered, and protected:

- **SERVING ALL CALIFORNIANS**—DCA and its boards and bureaus believe all Californians have the right to safe, ethical, and regulated professional services regardless of background, language, or ZIP code. Departmentwide efforts to support and strengthen services for all consumers include vital materials and assistance in numerous languages; increased consumer and licensee engagement, targeted outreach, and amplified social media messaging; and the establishment of a Diversity, Equity, and Inclusion Steering Committee to guide and uphold authentic engagement for all Californians.
- **SUPPORTING NEW RESIDENTS**—Serving all Californians includes members of the U.S. military and their families moving to this state or transitioning within California out of active military service into private professional careers. Some major Departmentwide military-service priorities are expedited licensure for military members and their spouses/domestic partners, temporary licensure options for military spouses/domestic partners stationed in California and licensed in another state, waiver of initial application and license fees for military spouses/domestic partners, and implementation of federal professional license portability and state registration for military members and their families. Plus, DCA's support for new residents includes assisting the state's newest arrivals—refugees, asylees, and visa holders—with

expedited licensure so they can put their valued professional experience to work for California communities.

- **LEADING THE NATION**—Building on California's nearly 150-year legacy of consumer protection, DCA authored and adopted its 2022–27 Strategic Plan last year. Through progress in the plan's six key areas—policy and advocacy, communications, organizational effectiveness and services, technology, enforcement, and licensing—the Department and its boards and bureaus will continue to serve as the nation's model for state consumer services. Additionally, in the spirit of this latest strategic plan, DCA created a new logo in 2023. Displaying California's official colors of blue and gold, the new logo visually encompasses the Department's vision—together, protecting California consumers:

Shield—The shield represents the Department's strong and longstanding consumer protection mandate.

State—The state represents all 40 million Californians the Department has pledged and is honored to serve.

Star—The star represents consumer protection as the Department's true guiding principle: its own North Star.

I am very proud to lead this Department, where 3,500 employees and 36 board and bureaus educate, engage, and empower our state's 40 million residents. Together with our Agency, we create a California for all consumers each and every day.

KIMBERLY KIRCHMEYER, DIRECTOR
DEPARTMENT OF CONSUMER AFFAIRS



OUR MISSION

Provide outstanding support services, oversight, and innovative solutions to boards and bureaus that regulate California professionals and vocations so that through this partnership all Californians are informed, empowered, and protected.

OUR VISION

Together, protecting California consumers.

OUR VALUES

Accountability	Diversity	Leadership
Communication	Equity	Teamwork
Consumer Protection	Inclusion	Transparency
	Innovation	Trust
	Integrity	

DIVERSITY, EQUITY, AND INCLUSION



Over the past year, DCA has worked to make Diversity, Equity, and Inclusion (DEI) a priority, not only internally, but also in finding ways to bring a more diverse voice to the boards and bureaus.

DIVERSITY, EQUITY, AND INCLUSION (DEI) STEERING COMMITTEE

Guided by the mission to advance a diverse, equitable, and inclusive California Department of Consumer Affairs for All, in 2022 the Director established a DEI Steering Committee as the primary deliberative body for DEI initiatives within the Department. The Committee is currently comprised of 12 Departmental leaders from various boards, bureaus, and programs with the responsibility to spearhead DEI initiatives that build a diverse workforce and create a work environment that is equitable and inclusive for all.

The Committee is led by:

- **Yeaphana La Marr, Chair**
Tribal Liaison, Chief of Legislation,
Contractors State License Board
- **Paul Sanchez, Vice Chair**
Executive Officer, Speech-Language Pathology and
Audiology and Hearing Aid Dispensers Board

DISABILITY ADVISORY COMMITTEE (DAC)

In 1999, the Department's Disability Advisory Committee (DAC) was established. It is currently comprised of 10 Department employees who have an interest in increasing the hiring and retention opportunities for people with disabilities. The Committee promotes its mission of inclusion by developing and sponsoring employee awareness communications, programs, and events.

The Committee is led by:

- **Jason Kaiser, Co-Chair**
Executive Officer, Physical Therapy Board of California
- **Jessica Siefertman, Co-Chair**
Executive Officer, Veterinary Medical Board

TRIBAL CONSULTATION

To facilitate effective communication between the Department and tribal governments and communities, in 2022 the Director designated a new Tribal Liaison to act as the Department representative to provide meaningful input into the development of regulations, rules, policies, programs, projects, plans, and activities that may affect tribal communities. [DCA Tribal Consultation webpage](#).

The Tribal Liaison has attended several meetings of the Governor's Office of Tribal Affairs (OTA) to communicate the Department's commitment to engaging with tribes and individuals to solve problems affecting all parties. To support those goals, the Tribal Liaison consulted with the OTA on potential legislation to resolve licensing issues, introduced programs to stakeholders to foster collaboration on serving tribal populations, and provided information about tribal sovereignty issues in California to individual boards and bureaus.

Tribal consultation is led by the Tribal Liaison:

- **Yeaphana La Marr, Tribal Liaison***
DEI Chair, Chief of Legislation,
Contractors State License Board

*Yeaphana La Marr is Pit River and Paiute and an enrolled member of the Susanville Indian Rancheria.

MULTILINGUAL ASSISTANCE SERVICES

- American Sign Language and real-time captioning services.
- Phone interpreter services in over 200 languages.
- Translation of written materials.

HIGHLIGHTS AND ACCOMPLISHMENTS

Through its various committees, Departmental programs, existing efforts, and new initiatives, the Department continues demonstrating its commitment to DEI. This commitment is demonstrated by, but not limited to, the following actions:

Identified 2023 DEI Initiatives

These initiatives guided the work of the DEI Steering Committee:

1. Support Workplace Inclusion and Diversity.
2. Expand Culturally Competent Communication.
3. Provide DEI-Related Training to All Staff.

Developed a DEI Fact Sheet

A fact sheet was developed as an informational tool and includes the Department's three DEI initiatives, DCA services that support DEI efforts, and DEI terminology as it applies to DCA. The fact sheet was widely distributed throughout the Department, boards, and bureaus.

Embedded DEI Into Strategic Planning

The Department embedded DEI into the planning and development phases of the strategic planning process and incorporated a training video and video messages from leadership. Further, to expand public input and access, a centralized [Strategic Plans webpage](#) was created and is available on the DCA website.

Incorporated DEI Into Job Postings Statement

DCA communicates its commitment to DEI and accessibility to job candidates by posting the following statement on all job vacancy postings and including it in all daily job postings provided to all departmental employees:

The Department of Consumer Affairs (DCA) has many exciting career opportunities available and is dedicated to hiring and retaining qualified employees. DCA is committed to diversity, equity, inclusion, and accessibility in carrying out its consumer protection mission, and DCA solidifies this commitment starting with its recruitment efforts. DCA enriches its diversity through a workforce that reflects the population it serves, delivers successful results through inclusive

teamwork where all contributions are valued, ensures every employee receives fair opportunities to succeed, and enables all employees to do their best by providing access to tools, resources, information, equipment, and career development.

Enhanced Training Opportunities

Several actions were taken, and additional opportunities provided, for all staff to participate in DEI training:

- Director memo issued to all employees on commitment to providing DEI training.
- DCA leadership (DCA executives, executive officers, and bureau chiefs) received DEI leadership training.
- A DEI section was added to the Department's training system for DCA employees to have better access to trainings.
- DEI training courses were developed and made available to employees.
- DEI-related workgroups were provided to DCA entities, upon request.

Incorporated DEI Into New Employee Orientation

To foster an inclusive culture in the workplace, a DEI training and awareness video was created and included in the new employee orientation that is provided to all new employees.

Expanded Language Communications

Board Member Recruitment Toolkit

DCA continues to promote its board and bureau member recruitment toolkit translated into California's top five languages to increase the diversity of applicant pools.


Expedited Licensure Flyer

The expedited licensure flyer for Refugees, Asylees, and Holders of Special Immigration Visas was translated into 13 languages.

Inclusive Employee Communications

Video messages from the DCA Director and articles are included in the monthly *Did You Know* employee newsletter to recognize and celebrate observances, dates, events, and cultures. The DAC Committee includes monthly articles raising disability awareness.

SUPPORT SERVICES



The boards, bureaus, and other entities that comprise DCA are supported by a dedicated and highly skilled staff of legal, technical, and administrative professionals. This team provides a wide range of support services, including human resources, information technology, investigations, communications, professional examinations, training, strategic planning, fiscal operations, and more through various offices and divisions. Here is an overview:

THE OFFICE OF ADMINISTRATIVE SERVICES provides business, personnel, budget, and accounting services. It consists of Business Services, Human Resources, and Fiscal Operations. Business Services ensures that DCA entities promote sound business decisions and practices in contracting and purchasing goods and services. It also manages DCA's facilities, vehicle fleet, emergency response, mailroom, and records services. Human Resources provides personnel support for DCA employees. Fiscal Operations provides budget, accounting, and central cashiering services.

THE COMMUNICATIONS DIVISION consists of the Office of Public Affairs (OPA); the Office of Publications, Design and Editing (PDE); and Digital Print Services (DPS). OPA creates and executes communications plans, develops strategic messaging, assists with content creation, provides information to consumers and licensees, responds to media inquiries, and distributes information to the media. OPA's videographers livestream public meetings and create visual content including public service announcements and informational videos. PDE designs, edits, and produces consumer and licensee publications, reports, external and internal newsletters, graphics, and many other visual assets. PDE produces and

publishes the monthly online newsletter for employees and DCA's consumer magazine, Consumer Connection. DPS provides full in-house print shop services, including black-and-white and color digital printing, copying, bindery, and other services to all of DCA. In addition to printing materials created by PDE, DPS produces projects directly from DCA licensing entities and support-system programs, including licensee notices, reports, training books, business cards, posters, postcards, and booklets.

THE CONSUMER INFORMATION CENTER (CIC) is DCA's information resource center for consumers and licensees. Through its Call Center and Correspondence Unit, CIC provides consumers, license applicants, and licensees with user-friendly information, or identifies the government agency or community organization that can best address their needs. CIC phone agents answer calls from consumers, applicants, and licensees via DCA's toll-free number. Correspondence Unit staff respond to emails and letters sent to DCA and coordinate with boards, bureaus, committees, and programs on escalated complaints received from the Business, Consumer Services and Housing Agency and the Governor's Office.

THE INTERNAL AUDIT OFFICE (IAO) examines and evaluates the adequacy and effectiveness of DCA governance, risk management, and internal control processes that are in place to achieve the mission, goals, and objectives of the Department. This includes assessing financial risks and performing audits on DCA's internal operations to ensure effective and efficient operations; compliance with state and federal rules, laws, and regulations; and the reliability of DCA's financial reports. Services include acting as the liaison for all audits and reviews conducted by federal and state agencies, coordinating all audit entrance and exit conferences, keeping impacted DCA management staff apprised of audit issues, coordinating all DCA responses to audit findings, and tracking the status of all recommendations until the reported findings have been resolved. The IAO also provides guidance to DCA and boards on the State Leadership Accountability Act on identifying and addressing risks.

THE EQUAL EMPLOYMENT OPPORTUNITY OFFICE (EEO) serves all DCA entities by promoting civil rights laws that prohibit discrimination and require public agencies to allow people to work and advance based on merit, ability, and potential without regard to their protected characteristics. EEO is charged with increasing the employment of people with disabilities at DCA and preventing and eliminating discrimination through policy implementation, training, education, and outreach. Its areas of responsibility include coordinating the DCA Bilingual Services Program, Disability Advisory Committee, Employee Mediation Program, Upward Mobility Program, and sexual harassment prevention training. EEO serves as DCA's Americans with Disabilities Act coordinator, investigates allegations of discrimination, facilitates sign language and real-time captioning requests, and conducts the annual Workforce Analysis.

THE OFFICE OF INFORMATION SERVICES (OIS) directs and manages information technology (IT) for DCA and its boards and bureaus. It consists of Application Services, Enterprise Technology Services, Infrastructure Services, Client IT Support Services, Enterprise Project Services, and the Office of Information Security. OIS supports DCA's large portfolio including varied licensing and enforcement systems utilized by DCA boards and bureaus. OIS also maintains and supports DCA's physical infrastructure, serving more than 30 offices statewide, as well as more than 50 internet and intranet sites. It also supports cloud and other emerging technologies to gain efficiencies and implement continuous improvement for the Department.

Enterprise Project Services provides project management assistance, controls agency liaison services, oversees the OIS change management and release process, and is implementing IT governance. The Office of Information Security establishes the IT security and data privacy policies, maintains the business continuity planning process, investigates IT security breaches, and acts as liaison to the California Department of Technology in matters related to the Department's IT security.

THE ORGANIZATIONAL IMPROVEMENT OFFICE (OIO) collaborates with DCA entities to identify opportunities for program improvement through business analysis, maximizing the utilization of existing resources, and improving productivity and quality of services. It provides the following services—business process documentation and mapping, value stream analysis (process redesign), development of system requirements for IT projects, support for special projects, and organizational change management. OIO supports the journey of a unit through the transition phases of change, helping staff adopt a positive mindset toward it with the help of change management strategies.

THE DIVISION OF INVESTIGATION (DOI) is the law enforcement and investigative branch of DCA. DOI staff provide objective investigations regarding allegations of misconduct by licensees of DCA entities. DOI helps to protect the health, safety, and welfare of California consumers by conducting investigations and referring cases for administrative and/or criminal charges against subject licensees or unlicensed individuals on behalf of DCA entities. DOI field investigations frequently involve allegations of the illegal use and theft of drugs, sexual misconduct, quality-of-care issues, impairment, and unlicensed activity. DOI is composed of three units. The Health Quality Investigation Unit provides investigative services to the Medical Board of California, the Physician Assistant Board, the Podiatric Medical Board of California, and the Osteopathic Medical Board of California. The Investigation and Enforcement Unit provides investigative services for all the other boards and bureaus within DCA. The Special Operations Unit (SOU) is a specialized law enforcement unit within DOI that provides investigative services, training, and program management services for DOI and DCA. SOU conducts internal affairs investigations on behalf of DCA; background investigations as part of the hiring process of board, bureau, DOI, and DCA staff; investigations pursuant to DCA's Workplace Violence Prevention Policy; and provides oversight of the Infraction Citation Authority Program and the Criminal Offender Record Information clearance system.

THE LEGAL AFFAIRS DIVISION serves as in-house counsel for the director, executive staff, boards, bureaus, and other entities within DCA. The team of attorneys provides legal analysis and opinions on laws, issues, proposed legislation, regulations, government contracts, employer-employee matters, the Open Meeting Act, the Public Records Act, and the Information Practices Act. This division also represents DCA before the State Personnel Board and other administrative tribunals, provides small claims advice, defends clients in depositions, and appears at hundreds of public meetings annually.

THE DIVISION OF LEGISLATIVE AFFAIRS serves as DCA's resource on legislative matters, representing DCA's positions before the Legislature. This division monitors and analyzes legislative bills on consumer issues and provides legislative recommendations and technical assistance to DCA, the Business, Consumer Services and Housing Agency, and the Governor's Office. The division also serves as the liaison for the Legislature in handling constituent issues affecting all DCA entities. The division hosts legislative roundtables to provide an open forum to discuss all aspects of legislation, including fiscal, information technology, and implementation impacts among DCA's various boards and bureaus.

THE OFFICE OF PROFESSIONAL EXAMINATION SERVICES (OPES) provides psychometric consulting services for occupational licensure examination programs. OPES services include occupational analysis, examination development (item writing and review), standard setting, program evaluation, and statistical analysis of examination performance. OPES follows accepted professional guidelines and technical standards to ensure that licensing examinations are fair, valid, and legally defensible. In addition to servicing 40 to 50 intra-agency contracts with DCA entities, OPES also oversees the master contract for examination administration at computer-based testing centers throughout the United States.

SOLID TRAINING AND PLANNING SOLUTIONS (SOLID) supports the development of all DCA employees through the design, delivery, evaluation, and administration of centralized training and education programs to ensure a skilled workforce that can meet DCA's strategic objectives. In addition, SOLID provides strategic planning, facilitation, virtual meeting moderation, and survey and consulting services, allowing DCA programs to manage their business proactively and focus resources effectively to achieve their goals.



BOARD AND BUREAU RELATIONS (BBR) is the liaison between the DCA Executive Office and its boards, bureaus, and other entities. BBR provides support services for appointed board members, executive officers, and bureau chiefs by connecting them with the appropriate DCA resources. BBR is responsible for coordinating DCA executive officer and board member onboarding, procedures, and trainings, including DCA's Board Member Orientation Training. It provides tracking and analysis of all board meeting content and acts as the rapid response team for troubleshooting urgent issues across all DCA entities. Additionally, it collaborates with entities on external stakeholder engagement and maintains Department data on board and committee members required training compliance and appointments. BBR also serves as liaison between DCA entities, the Governor's Office, legislative appointing authorities, and the Business, Consumer Services and Housing Agency.

DCA BY THE NUMBERS



27 BOARDS
7 BUREAUS
1 COMMISSION
1 PROGRAM



3,508 EMPLOYEES



8 STRATEGIC
PLANS
COMPLETED



488
BOARD AND BUREAU
MEETINGS HELD



55 MEMBERS APPOINTED



41 MEMBERS REAPPOINTED



346 ORGANIZATIONAL IMPROVEMENT
WORKSHOPS PROVIDED



510 PROCESS MAPS AND
PROCEDURE GUIDES CREATED

3,400,000 

LICENSEES



38,354,339
LICENSES SEARCHED



27,136 CORRESPONDENCE TO CONSUMERS



6,852

LIVESTREAM VIEWS

381,702

LIVESTREAM VIEWING TIME (MINUTES)



422,702

CALLS TO THE CONSUMER
INFORMATION CENTER



23,950,256

WEBSITE VISITS

CALL CENTER SERVICES
AVAILABLE IN

200  LANGUAGES

280
LICENSE TYPES



66
PUBLICATIONS
PRODUCED



150,676

ONLINE DATA
PORTAL VISITS



96

SOLID TRAININGS HELD

2,079

PARTICIPANTS



3,945

DCA FOLLOWERS

89,694

BOARD AND BUREAU
FOLLOWERS



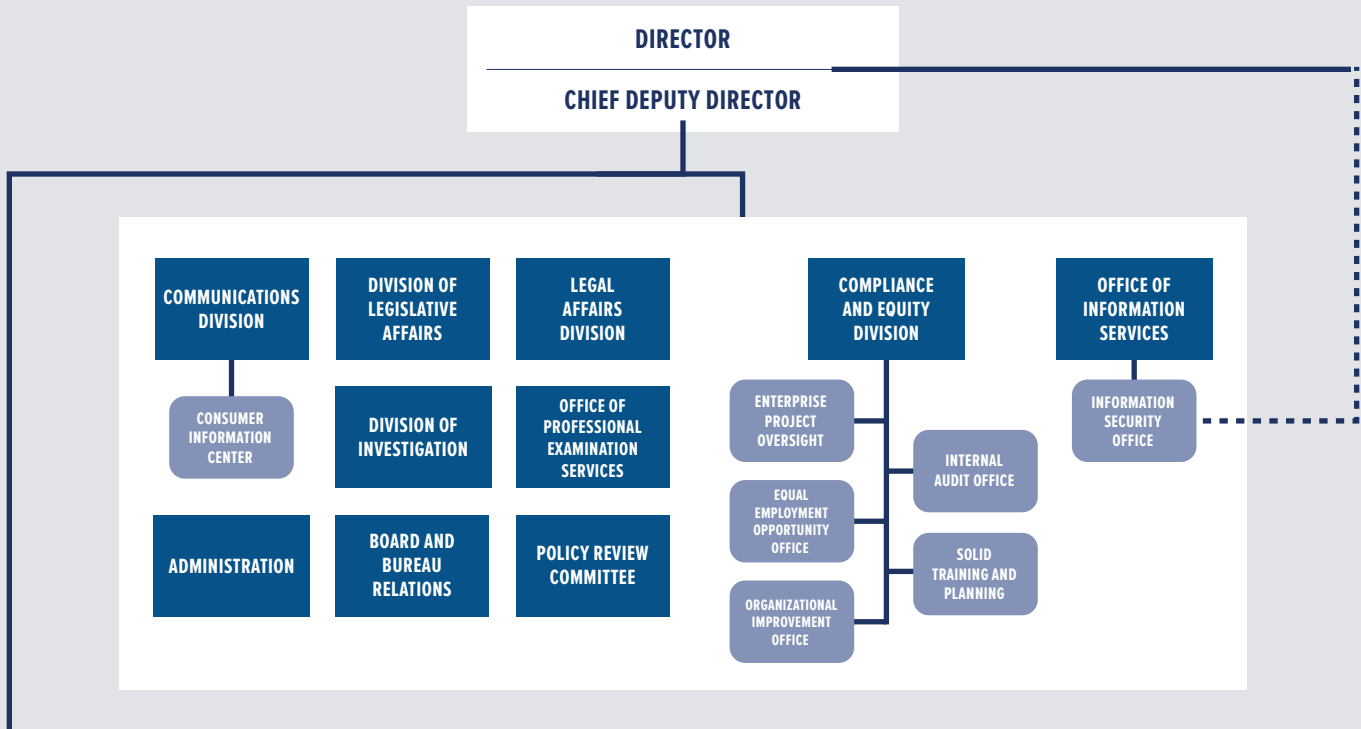
4,046

DCA FOLLOWERS

28,896

BOARD AND BUREAU
FOLLOWERS

ORGANIZATIONAL CHART



BUREAUS/PROGRAM

ARBITRATION CERTIFICATION PROGRAM
AUTOMOTIVE REPAIR, BUREAU OF
CEMETERY AND FUNERAL BUREAU

HOUSEHOLD GOODS AND SERVICES,
BUREAU OF
PRIVATE POSTSECONDARY EDUCATION,
BUREAU FOR

PROFESSIONAL FIDUCIARIES BUREAU
REAL ESTATE APPRAISERS, BUREAU OF
SECURITY AND INVESTIGATIVE SERVICES,
BUREAU OF

BOARDS/COMMISSION

ACCOUNTANCY, CALIFORNIA BOARD OF
ACUPUNCTURE BOARD
ARCHITECTS BOARD, CALIFORNIA
ATHLETIC COMMISSION, CALIFORNIA STATE
BARBERING AND COSMETOLOGY, BOARD OF
BEHAVIORAL SCIENCES, BOARD OF
CHIROPRACTIC EXAMINERS, BOARD OF
CONTRACTORS STATE LICENSE BOARD
COURT REPORTERS BOARD OF CALIFORNIA
DENTAL BOARD OF CALIFORNIA

DENTAL HYGIENE BOARD OF CALIFORNIA
MEDICAL BOARD OF CALIFORNIA
NATUROPATHIC MEDICINE, CALIFORNIA BOARD OF
OCCUPATIONAL THERAPY, CALIFORNIA
BOARD OF
OPTOMETRY, CALIFORNIA STATE BOARD OF
OSTEOPATHIC MEDICAL BOARD OF CALIFORNIA
PHARMACY, CALIFORNIA STATE BOARD OF
PHYSICAL THERAPY BOARD OF CALIFORNIA
PHYSICIAN ASSISTANT BOARD
PODIATRIC MEDICAL BOARD OF CALIFORNIA

PROFESSIONAL ENGINEERS, LAND SURVEYORS,
AND GEOLOGISTS, BOARD FOR
PSYCHOLOGY, BOARD OF
REGISTERED NURSING, BOARD OF
RESPIRATORY CARE BOARD OF CALIFORNIA
SPEECH-LANGUAGE PATHOLOGY AND
AUDIOLOGY AND HEARING AID
DISPENSERS BOARD
STRUCTURAL PEST CONTROL BOARD
VETERINARY MEDICAL BOARD
VOCATIONAL NURSING AND PSYCHIATRIC
TECHNICIANS, BOARD OF

LEGISLATIVE SUMMARIES



DEPARTMENTWIDE LEGISLATION

ASSEMBLY BILL (AB) 883 (MATHIS, CHAPTER 348, STATUTES OF 2023) BUSINESS LICENSES: UNITED STATES DEPARTMENT OF DEFENSE SKILLBRIDGE PROGRAM

This bill requires boards and bureaus within DCA, beginning July 1, 2024, to expedite applications for licensure for active-duty military members participating in the U.S. Department of Defense's SkillBridge program. Currently, boards and bureaus are required to expedite applications from military veterans.

SENATE BILL (SB) 372 (MENJIVAR, CHAPTER 225, STATUTES OF 2023) CALIFORNIA DEPARTMENT OF CONSUMER AFFAIRS: LICENSEE AND REGISTRANT RECORDS: NAME AND GENDER CHANGES

This bill requires licensing entities within DCA to update license records if that licensing entity receives government-issued documentation demonstrating a legal change of name or gender, as specified. This bill also allows licensees to request that their prior name be removed from online license verification systems operated by the licensing entities and establishes a process for individuals to access a licensee's enforcement records under their prior name.

SB 544 (LAIRD, CHAPTER 216, STATUTES OF 2023) BAGLEY-KEENE OPEN MEETING ACT: TELECONFERENCING

This bill revises certain teleconference requirements under the Bagley-Keene Open Meeting Act, which requires all

meetings of a state body to be open and available to the public. This bill adds a new teleconference option that requires a majority of members at one physical, publicly accessible location, and also allows additional members above a majority to participate in the meeting from non-public sites, as long as the public can also participate in the meeting both remotely and from publicly accessible sites. It also amends existing law for advisory bodies to allow members to participate remotely in meetings from private nonpublic locations, as long as there is one physical location with at least one staff member where the public can attend, and the public can also access the meeting remotely. These new provisions will be repealed as of January 1, 2026. This bill also preserves existing Bagley-Keene teleconference law as is with no changes. Board members can attend meetings from multiple different teleconference sites, connected electronically via audio or audio and video, and the public must be allowed to attend at each teleconference site.

SB 816 (ROTH, CHAPTER 723, STATUTES OF 2023) PROFESSIONS AND VOCATIONS

This bill increases various fees for the Board of Psychology, California State Board of Pharmacy, California Board of Accountancy, and the Landscape Architects Technical Committee. It also amends eligibility requirements for veterinary assistant controlled substance permits under the Veterinary Medical Board and authorizes the Board of Vocational Nursing and Psychiatric Technicians to reduce continuing approval fees for vocational nursing programs.

SB 887 (COMMITTEE ON BUSINESS PROFESSIONS AND ECONOMIC DEVELOPMENT, CHAPTER 510, STATUTES OF 2023) CONSUMER AFFAIRS

This is the omnibus bill for the Senate Committee on Business, Professions and Economic Development. It makes various technical and clarifying changes to the Business and Professions Code, which impacts multiple boards and bureaus within DCA, including the Bureau of Private Postsecondary Education, the Cemetery and Funeral Bureau, the Speech-Language Pathology and Audiology and Hearing Aid Dispensers Board, the Board of Behavioral Sciences, the Board of Registered Nursing, the Board of Psychology, the Veterinary Medical Board, the California Architects Board, the California Board of Accountancy, and the California State Board of Pharmacy.

HEALING ARTS LEGISLATION*

AB 269 (BERMAN, CHAPTER 1, STATUTES OF 2023) PUBLIC HEALTH: COVID-19 TESTING AND DISPENSING SITES

This bill codifies an Executive Order provision and a California State Board of Pharmacy waiver that were issued during the declared COVID-19 State of Emergency, through an urgency measure and took effect shortly after the State of Emergency's termination on February 28, 2023. The provisions relating to the Board expired on January 1, 2024. Insofar as the Board's waiver is concerned, the intent of this bill is to allow continuation of services provided by the Department of Public Health's contractor, Optum Serve's test-to-treat model, which was implemented through the waiver.

AB 1021 (WICKS, CHAPTER 274, STATUTES OF 2023) CONTROLLED SUBSTANCES: RESCHEDULING

This bill allows healing arts prescribers to prescribe a substance that is currently prohibited due to its classification as a Schedule I drug by the federal

government if that substance were to be reclassified or otherwise allowed to be prescribed under federal law. It does not apply to cannabis products that are currently authorized and regulated in California.

AB 1707 (PACHECO, CHAPTER 258, STATUTES OF 2023) HEALTH PROFESSIONALS AND FACILITIES: ADVERSE ACTIONS BASED ON ANOTHER STATE'S LAW

This bill prohibits healing arts boards within DCA from denying licensure or imposing discipline on individuals solely because they were punished in another state for performing sensitive services that would be lawful to provide in California. Similar restrictions are also included for health facilities.

AB 1731 (SANTIAGO, CHAPTER 144, STATUTES OF 2023) CURES DATABASE: BUPRENORPHINE

This bill creates an exemption to the existing requirement that a health care professional consult CURES before prescribing certain controlled substances. The exemption applies only to practitioners in the emergency department of a general acute care hospital who are prescribing buprenorphine.

SB 345 (SKINNER, CHAPTER 260, STATUTES OF 2023) HEALTH CARE SERVICES: LEGALLY PROTECTED HEALTH CARE ACTIVITIES

This bill safeguards reproductive and gender affirming care by protecting health care licensees from criminal or disciplinary action solely for providing that care. This bill also protects consumers by prohibiting the collection, use, disclosure, or retention of the personal information of someone in the vicinity of a family planning center. Additionally, this bill allows unemancipated minors to obtain an abortion without the consent of a parent or guardian and makes updates to statutory terminology regarding fetuses.

* Healing arts legislation refers to the Acupuncture Board, Board of Behavioral Sciences, Board of Chiropractic Examiners, Dental Board of California, Dental Hygiene Board of California, Medical Board of California, California Board of Naturopathic Medicine, California Board of Occupational Therapy, California State Board of Optometry, Osteopathic Medical Board of California, California State Board of Pharmacy, Physical Therapy Board of California, Physician Assistant Board, Podiatric Medical Board of California, Board of Psychology, Board of Registered Nursing, Respiratory Care Board of California, Speech-Language Pathology and Audiology and Hearing Aid Dispensers Board, Veterinary Medical Board, and Board of Vocational Nursing and Psychiatric Technicians.

OVERVIEW OF REPORTED INFORMATION

In this *Annual Report*, each DCA entity notes its accomplishments, new laws or regulations, and statistical information extending through the 2022–23 fiscal year. Entities vary in the data they report because they are governed by different laws, and therefore, not all categories of data apply to all entities. If a category does not apply, the table will indicate “N/A.” If the entire table does not apply, it has been removed. Below is an overview of the data reported along with examples.

STAFF

The number of civil service and exempt positions approved in the state budget (including vacancies and temporary help). Exempt employees are executive-level personnel (usually an executive officer or a bureau chief) appointed by the board, the DCA director, or the governor.

LICENSES, REGISTRATIONS, CERTIFICATES, AND PERMITS

The total number of licenses, registrations, certificates, and permits. Totals for each type of license, registration, certificate, and permit can be found in the “Licensing Population by Type” table.

BOARD/BUREAU MEMBERSHIP

Boards and commissions are semiautonomous entities. Members of a board are usually split between people representing the profession or industry and people representing the public. Board members are appointed by the governor, the Senate Rules Committee, or the Speaker of the Assembly. The number of board members, who they represent, and who appoints them is set in state law. Membership on a DCA board is not a salaried position. Those who serve receive per diem and travel expenses to attend meetings.

Bureaus and programs are under the direct control of DCA, but may have an advisory committee made up of professionals and public members.

BOARD/BUREAU LEADERSHIP

Board and bureau leadership, including management title, name, and email address.

LAWS AND REGULATIONS

The laws and regulations governing the board, bureau, committee, program, or commission.

Example:

Licenses and regulates certified public accountants and public accountancy firms.

www.cba.ca.gov

Staff: 99.9 civil servant positions, 1 exempt

Licenses, Registrations, Certificates, and Permits: 74,318

Board Membership: 8 public representatives, 7 licensees

Board Leadership:

Dominic Franzella

Executive Officer

dominic.franzella@cba.ca.gov

Deanne Pearce

Assistant Executive Officer

deanne.pearce@cba.ca.gov

Laws and Regulations:

Business and Professions Code section 5000–5158

California Code of Regulations, title 16, section 1–99.2

Sunset Review:

Last review: 2019 | Next review: 2024

SUNSET REVIEW

All boards and bureaus undergo a sunset process before the Legislature. This section indicates the date of the last review and future scheduled appearance. Through the sunset hearing, the Legislature evaluates the need, effectiveness, and performance of the board, bureau, committee, program, or commission.

RECIPROCITY

Reciprocity is defined as granting a license to an individual who is licensed in the same profession in another state by requiring proof of licensure from that state (without requiring additional steps or licensure requirements such as examinations or documentation beyond licensure). Some DCA boards and bureaus allow reciprocity.

ACCOMPLISHMENTS

A written summary of accomplishments throughout the fiscal year focusing on consumer protection, licensing and enforcement updates, and communications and outreach.

NEW LEGISLATION

Newly enacted legislation that affects the board/bureau, consumers, licensees, and/or applicants.

LICENSE REQUIREMENTS

Requirements for licensure in California.

LICENSE REQUIREMENTS	Y/N
CONTINUING EDUCATION/COMPETENCY	Y
DEGREE/PROFESSIONAL SCHOOLING	Y
EXAMINATION	Y
FINGERPRINT REQUIREMENT	Y
QUALIFYING EXPERIENCE (MAY INCLUDE EDUCATION)	Y

FEES

List of most associated fees.

LICENSE TYPE	ACTUAL FEE	STATUTORY LIMIT
NATIONAL ASSOCIATION OF STATE BOARDS OF ACCOUNTANCY (NASBA) UNIFORM CPA EXAMINATION FEE	\$952.60	SET BY NASBA
UNIFORM CPA EXAMINATION APPLICATION FEE	\$100.00	\$600.00
APPLICATION FEE FOR CPA LICENSURE	\$250.00	\$250.00
CPA LICENSE ISSUANCE FEE—2-YEAR	\$280.00	\$280.00
TOTAL INITIAL LICENSE FEES	\$1,582.60	N/A
REPEAT UNIFORM CPA EXAMINATION FEE	\$50.00	\$75.00
CPA RENEWAL FEE (EVERY 2 YEARS)	\$280.00	\$280.00
CPA APPLICATION FEE—RETIRED STATUS	\$75.00	\$250.00
CPA RESTORATION FEE—RETIRED STATUS	\$50.00	\$1,000.00
APPLICATION FEE FOR ACCOUNTANCY FIRM (PARTNERSHIP OR CORPORATION)	\$150.00	\$250.00
LICENSE ISSUANCE FEE FOR ACCOUNTANCY FIRM (PARTNERSHIP OR CORPORATION)	\$280.00	\$280.00
ACCOUNTANCY FIRM (PARTNERSHIP OR CORPORATION) RENEWAL	\$280.00	\$280.00

SUMMARY OF LICENSING ACTIVITY

Initial Licenses/Registrations/Certificates/Permits

The number of initial applications received, licenses issued, and licenses renewed. License, registration, certificate and permit types are organized in alphabetical order.

INITIAL LICENSES/REGISTRATIONS/CERTIFICATES/PERMITS			
TYPE	APPLICATIONS RECEIVED	ISSUED	RENEWED
LICENSED ACUPUNCTURIST	303	303	5,627
WALL LICENSE	1,362	1,362	879
TOTAL	1,665	1,665	6,506

Licensing Population By Type

Total number of licensees able to practice, separated by license, registration, certificate, and permit type. License, registration, certificate, and permit types are organized in alphabetical order.

LICENSING POPULATION BY TYPE	
TYPE	LICENSES/REGISTRATIONS/CERTIFICATES/PERMITS
LICENSED ACUPUNCTURIST	7,462
WALL LICENSE	4,175
TOTAL	11,637

Renewal and Continuing Education

Indicates how often a license must be renewed and how many hours of continuing education, if any, are required for renewal.

RENEWAL AND CONTINUING EDUCATION (CE)		
TYPE	FREQUENCY OF RENEWAL	NUMBER OF CE HOURS REQUIRED EACH CYCLE
LICENSED ACUPUNCTURIST	EVERY 2 YEARS	50

Examination Results

The percentage of candidates who passed and failed an examination for licensure and the total number of candidates.

EXAMINATION RESULTS			
EXAMINATION TITLE	% PASS	% FAIL	TOTAL NUMBER OF CANDIDATES
CALIFORNIA ACUPUNCTURE LICENSING EXAMINATION	66	34	463

SUMMARY OF ENFORCEMENT ACTIVITY

Complaints—Intake

Total number of complaints received, closed without referral for investigation, referred for investigation, and pending at the close of the fiscal year. This is a comprehensive overview of the intake process and lifecycle of a complaint at the beginning of the process. These include complaints from the public, government, law enforcement, licensed professional groups, internal staff, others, or anonymous sources. DCA defines a complaint as “an allegation or inquiry from any source indicating a probable violation of any law, rule, or order of any regulatory agency, including violations of the Business and Professions Code relating to businesses and professions licensed by any entity of the Department of Consumer Affairs.

COMPLAINTS—INTAKE

109	RECEIVED
0	CLOSED WITHOUT REFERRAL FOR INVESTIGATION
141	REFERRED FOR INVESTIGATION
0	PENDING

Conviction/Arrest Notification Complaints

Total number of convictions, applicant-reported convictions, or subsequent arrests received, closed without referral for investigation, referred for investigation, and pending at the close of the fiscal year.

CONVICTION/ARREST NOTIFICATION COMPLAINTS

35	RECEIVED
0	CLOSED WITHOUT REFERRAL FOR INVESTIGATION
37	REFERRED FOR INVESTIGATION
0	PENDING

Inspections (If Applicable)

Total number of inspections conducted and citations issued as a result of an inspection. This count includes initial, routine, complaint-driven, and follow-up inspections.

INSPECTIONS

5,600	CONDUCTED
5,749	CITATIONS ISSUED

Investigations

Total number of investigations opened, closed, and pending at the end of the fiscal year. An investigation is defined as the collection and verification of facts to determine jurisdiction and potential violations of law. Investigations begin upon assignment. The total count of investigations includes both desk and field investigations. Some cases may have been opened in a prior year.

INVESTIGATIONS

178	OPENED
113	CLOSED
238	PENDING

Enforcement Aging—Completed Intake and Investigations

This section breaks down the total number of closed investigations by cycle time. The timeline begins from the date the complaint was received to the date the investigation was closed. Each number is representative of a case that was closed in that time frame. Additionally, this section includes cycle times related to major milestones in the intake and investigation processes.

ENFORCEMENT AGING—COMPLETED INTAKE AND INVESTIGATIONS

46	UP TO 90 DAYS
6	91 TO 180 DAYS
11	181 DAYS TO 1 YEAR
17	1 TO 2 YEARS
15	2 TO 3 YEARS
18	OVER 3 YEARS
4	AVERAGE NUMBER OF DAYS FROM RECEIPT OF COMPLAINT TO ASSIGNMENT OF INVESTIGATOR (START OF INVESTIGATION)
489	AVERAGE NUMBER OF DAYS FOR ALL INVESTIGATION OUTCOMES (FROM START OF INVESTIGATION TO REFERRAL FOR PROSECUTION OR CASE CLOSURE WITHOUT REFERRAL FOR PROSECUTION)
471	AVERAGE NUMBER OF DAYS FROM RECEIPT OF COMPLAINT TO REFERRAL FOR PROSECUTION OR CASE CLOSURE WITHOUT REFERRAL FOR PROSECUTION

Citations and Fines

Total number of citations issued with and without an administrative fine and the total number of citations withdrawn, dismissed, or reduced. Additionally, this section includes a cycle time that demonstrates the average number of days from when the complaint was received to when the citation was issued.

CITATIONS AND FINES	
0	ISSUED WITHOUT A FINE
3	ISSUED WITH A FINE
1	WITHDRAWN/DISMISSED/REDUCED
399	AVERAGE NUMBER OF DAYS TO ISSUE A CITATION AND FINE (FROM COMPLAINT RECEIPT/INSPECTION CONDUCTED TO CITATION ISSUED)

Total Amount of Fines

Total amount of fines assessed, withdrawn, dismissed, reduced, and collected.

TOTAL AMOUNT OF FINES	
\$3,750.00	ASSESSED
\$250.00	WITHDRAWN/DISMISSED/REDUCED
\$13,050.00	COLLECTED

Criminal/Civil Actions

Total number of referrals for criminal or civil action and criminal and civil actions filed. These are referrals to or filings by a district attorney or city attorney for criminal or civil action. These may include misdemeanor citations. A referral may be made both to the district attorney and the Office of the Attorney General, in which case it will be reflected in both categories.

CRIMINAL/CIVIL ACTIONS	
1	REFERRALS FOR CRIMINAL/CIVIL ACTION
1	CRIMINAL ACTIONS FILED
0	CIVIL ACTIONS FILED

Office of the Attorney General/Disciplinary Actions

Total number of attorney general cases that were opened and initiated, closed, and pending at the end of the fiscal year. Complaints and investigations in which the evidence

and facts have substantiated a violation of the law are referred to the attorney general for disciplinary action. Outcomes of disciplinary action may affect the status of a professional's license.

OFFICE OF THE ATTORNEY GENERAL/DISCIPLINARY ACTIONS

11	CASES OPENED/INITIATED
3	CASES CLOSED
21	CASES PENDING

Formal Actions Filed/Withdrawn/Dismisssed

Total number of statement of issues and accusations filed; restraining/restriction/suspension orders granted; statement of issues and accusations withdrawn and dismissed; and average number of days from closure of an investigation to imposing formal discipline.

FORMAL ACTIONS FILED/WITHDRAWN/DISMISSED

0	STATEMENT OF ISSUES FILED
7	ACCUSATIONS FILED
0	RESTRAINING/RESTRICTION/SUSPENSION ORDERS GRANTED
0	STATEMENT OF ISSUES WITHDRAWN/DISMISSED
1	ACCUSATIONS WITHDRAWN/DISMISSED
496	AVERAGE NUMBER OF DAYS FROM CLOSURE OF INVESTIGATION TO IMPOSING FORMAL DISCIPLINE

Administrative Outcomes/Final Orders

Total number of disciplinary actions by type.

ADMINISTRATIVE OUTCOMES/FINAL ORDERS

0	LICENSE APPLICATIONS DENIED
0	REVOCATION
0	SURRENDER OF LICENSE
0	PROBATION WITH SUSPENSION
0	SUSPENSION ONLY
3	PROBATION ONLY
0	PUBLIC REPRIMAND/PUBLIC REPROVAL/PUBLIC LETTER OF REPRIMAND
0	OTHER DECISIONS
3	TOTAL

Enforcement Aging—Completed Attorney General Cases

This section breaks down the total number of attorney general cases closed by cycle time. The timeline begins from the date the complaint was received to the date the order became effective. Each number is representative of a case that was closed in that time frame.

Additionally, this section includes an overall cycle time demonstrating the average number of days it takes to impose formal discipline.

ENFORCEMENT AGING—COMPLETED ATTORNEY GENERAL CASES	
0	UP TO 1 YEAR
1	1 TO 2 YEARS
0	2 TO 3 YEARS
2	OVER 3 YEARS
1,219	AVERAGE NUMBER OF DAYS TO IMPOSE DISCIPLINE

Probation

Total number of probationers who completed probation and probationers pending at the end of the fiscal year. Probation is an action taken in administrative discipline during which a licensee is monitored and must adhere to certain terms and conditions.

PROBATION	
5	PROBATIONS COMPLETED
19	PROBATIONERS PENDING (CLOSE OF FISCAL YEAR)

Subsequent Discipline

Total number of subsequent disciplines ordered. Subsequent discipline occurs when a licensee is on probation and violates the law.

SUBSEQUENT DISCIPLINE	
0	PROBATIONS REVOKED
0	PROBATIONER'S LICENSE SURRENDERED
0	ADDITIONAL PROBATION ONLY
0	SUSPENSION ONLY ADDED
0	OTHER CONDITIONS ADDED ONLY
0	OTHER PROBATION OUTCOME

Petition for Modification or Termination of Probation

Total number of petitions for modification or termination of probation granted and denied. This refers to the outcome of petitions filed by licensees to modify terms and conditions of probation or to terminate probation only.

PETITION FOR MODIFICATION OR TERMINATION OF PROBATION	
0	GRANTED
0	DENIED

Petition for Reinstatement of Revoked License/Registration/Certification

Total number of petitions for reinstatement of revoked licenses, registrations, or certificates granted and denied. This refers to the outcome of petitions by licensees requesting reinstatement of a revoked or surrendered license.

PETITION FOR REINSTATEMENT OF REVOKED LICENSE/REGISTRATION/CERTIFICATION	
0	GRANTED
0	DENIED

Cost Recovery

Total dollar amount of administrative costs ordered and collected by boards and bureaus. The amount ordered is to be paid by a licensee in a disciplinary decision for reimbursement of the board's or bureau's investigation and/or legal costs.

COST RECOVERY	
\$47,500.00	ORDERED
\$53,896.00	COLLECTED

Restitution to Consumers/Refunds/Savings

Total of court-ordered restitution to consumers as a result of mediation efforts. In some instances, services were performed without charge to the consumer, a consumer's bill was reduced, or a product was returned or exchanged.

RESTITUTION TO CONSUMERS/REFUNDS/SAVINGS	
\$22,949,539.00	RESTITUTION ORDERED
\$44,734,367.00	AMOUNT REFUNDED
\$1,220,150.00	REWORK AT NO CHARGE
N/A	ADJUSTMENTS/RETURNS/EXCHANGES
\$68,904,056.00	TOTAL SAVINGS ACHIEVED FOR CONSUMERS



CALIFORNIA BOARD OF ACCOUNTANCY

Licenses and regulates certified public accountants and public accountancy firms.

www.cba.ca.gov

Staff: 99.9 civil servant positions, 1 exempt

Licenses, Registrations, Certificates, and Permits: 74,318

Board Membership: 8 public representatives, 7 licensees

Board Leadership:

Dominic Franzella	Deanne Pearce
<i>Executive Officer</i>	<i>Assistant Executive Officer</i>
dominic.franzella@cba.ca.gov	deanne.pearce@cba.ca.gov

Laws and Regulations:

Business and Professions Code section 5000–5158
California Code of Regulations, title 16, section 1–99.2

Sunset Review:

Last review: 2019 | Next review: 2024

BOARD HIGHLIGHTS

RECIPROCITY

Pursuant to Business and Professions Code sections 5096–5096.22, qualified out-of-state certified public accountants (CPAs) may participate in the Board’s mobility program and practice public accountancy in California without providing notice or paying a fee. All CPAs practicing in California under the mobility program are subject to the disciplinary authority of the Board and, if applicable, must self-report certain disqualifying events and cease practicing in the state until authorized by the Board.

ACCOMPLISHMENTS

Technological Advancements

The Board updated its website with an entirely new look in fall 2022. The site now has a more contemporary look with many new features for consumers, making overall navigation a more straightforward process.

Created in April 2022, the online license renewal system CBA Connect has processed nearly 50,000 renewal applications since its inception. During fiscal year 2022–23, the Board continued to develop and add new features to the system to create a better user experience. The Board launched a survey to gather feedback from licensees about their experience with CBA Connect and received many requests related to the ability to upload continuing education (CE) courses all at once versus

having to upload individually. The refinement was made in November 2022 with the creation of a CBA-specific Excel CE data file template. Licensees can use the template to enter coursework during their two-year renewal cycle and then upload the spreadsheet into the system when the time comes to renew their license.

Updates to Enforcement

The Enforcement Program continued to implement case management process improvements to adapt to an increase in complaints received. For example, the Enforcement Program closed 5,043 investigations, a 61% increase compared to the prior fiscal year (FY 2021–22). Staff closed nearly 80% of the investigations within the first six months and 98% within one year. A large portion of these investigations were consumer complaints regarding unlicensed activity. The Enforcement Program provided timely resolution to these complaints and effectively addressed the complaint issue by bringing licensees into compliance with the Accountancy Act and CBA Regulations.

Updates to Licensing

The Board maintained a processing time frame of 30 days or less for all examination and licensing applications.

At its January 2023 meeting, the Board announced a multiyear project, “Students Understanding the Requirements to be a CPA,” also called the “SURE CPA Project.” The goal of the project is to clarify educational requirements by implementing solutions that will provide future CPA applicants, educational institutions, professional associations, and other stakeholders with straightforward educational requirements for CPA licensure. With the decline of accounting graduates nationwide, the Board decided to embark on the project to increase clarity in the requirements and investigate options that would provide students with ways to make informed educational decisions. A clearer understanding of requirements may contribute to more individuals wanting to enter the profession.

The SURE CPA Project will be implemented in the following phases: information gathering, develop and adopt initiatives, implement initiatives, and collect feedback.

Communications and Outreach

In-person outreach returned with Board member and staff attendance at the California State University, San Bernardino chapter of Beta Alpha Psi’s Spring Banquet

in May 2023, providing information to and answering questions from more than 50 students.

The Board also conducted a virtual outreach event titled “The Future of the Accounting Profession” in August 2022. The successful webinar, with 450 attendees, featured presentations and a lively panel discussion with well-respected leaders from the accounting profession.

NEW LEGISLATION

There was no enacted legislation solely related to the Board.

LICENSE REQUIREMENTS*

LICENSE REQUIREMENTS	Y/N
CONTINUING EDUCATION/COMPETENCY	Y
DEGREE/PROFESSIONAL SCHOOLING	Y
EXAMINATION	Y
FINGERPRINT REQUIREMENT	Y
QUALIFYING EXPERIENCE (MAY INCLUDE EDUCATION)	Y

* Applicable to specific license types. Refer to the laws and regulations for details.

FEES

LICENSE TYPE	ACTUAL FEE	STATUTORY LIMIT
NATIONAL ASSOCIATION OF STATE BOARDS OF ACCOUNTANCY (NASBA) UNIFORM CPA EXAMINATION	\$952.60	SET BY NASBA
UNIFORM CPA EXAMINATION APPLICATION	\$100.00	\$600.00
APPLICATION FOR CPA LICENSURE	\$250.00	\$250.00
CPA LICENSE ISSUANCE—2-YEAR	\$280.00	\$280.00
TOTAL INITIAL LICENSE FEES	\$1,582.60	N/A
REPEAT UNIFORM CPA EXAMINATION	\$50.00	\$75.00
CPA RENEWAL	\$280.00	\$280.00
CPA APPLICATION—RETIRED STATUS	\$75.00	\$250.00
CPA RESTORATION—RETIRED STATUS	\$50.00	\$1,000.00
APPLICATION FOR ACCOUNTANCY FIRM (PARTNERSHIP OR CORPORATION)	\$150.00	\$250.00
LICENSE ISSUANCE FOR ACCOUNTANCY FIRM (PARTNERSHIP OR CORPORATION)	\$280.00	\$280.00
ACCOUNTANCY FIRM (PARTNERSHIP OR CORPORATION) RENEWAL	\$280.00	\$280.00

CALIFORNIA BOARD OF ACCOUNTANCY

SUMMARY OF LICENSING ACTIVITY

INITIAL LICENSES/REGISTRATIONS/CERTIFICATE/PERMITS			
TYPE	APPLICATIONS RECEIVED	ISSUED	RENEWED
CERTIFIED PUBLIC ACCOUNTANT LICENSE	2,984	2,868	42,097
CORPORATION LICENSE	207	211	2,028
FICTITIOUS NAME PERMIT REGISTRATION	59	59	221
OUT-OF-STATE FIRM REGISTRATION	49	49	125
PARTNERSHIP LICENSE	53	58	565
PUBLIC ACCOUNTANT LICENSE*	0	0	1
TOTAL	3,352	3,245	45,037

* Public Accountant (PA) licenses were issued between 1945-1968 and may renew by meeting the same requirements as a certified public accountant (CPA).

LICENSING POPULATION BY TYPE*	
TYPE	LICENSES/REGISTRATIONS/CERTIFICATES/PERMITS
CERTIFIED PUBLIC ACCOUNTANT	65,121
CORPORATION	4,329
FICTITIOUS NAME PERMIT	2,680
OUT-OF-STATE FIRM	875
PARTNERSHIP	1,311
PUBLIC ACCOUNTANT	2
TOTAL	74,318

* Licensing population by type represents only those who are licensed to practice; historically, all those for which the Board had jurisdiction were included (e.g., retired, delinquent, inactive).

RENEWAL AND CONTINUING EDUCATION (CE)		
TYPE	FREQUENCY OF RENEWAL	NUMBER OF CE HOURS REQUIRED EACH CYCLE
CERTIFIED PUBLIC ACCOUNTANT	EVERY 2 YEARS	80
CORPORATION	EVERY 2 YEARS	N/A
FICTITIOUS NAME PERMIT	EVERY 5 YEARS	N/A
OUT-OF-STATE FIRM	EVERY 2 YEARS	N/A
PARTNERSHIP	EVERY 2 YEARS	N/A
PUBLIC ACCOUNTANT	EVERY 2 YEARS	80

EXAMINATION RESULTS			
EXAMINATION TITLE	% PASS	% FAIL	TOTAL NUMBER OF CANDIDATES
UNIFORM CERTIFIED PUBLIC ACCOUNTANT EXAMINATION*	50	50	20,282

* The Uniform Certified Public Accountant Examination consists of four sections. A candidate must successfully complete all four sections within 18 months to pass. The data provided represents the percent of examination sections that were passed/failed and the total number of sections administered. Because the examination consists of four sections, the percent of individuals that passed/failed is not available. The calculation was done differently prior to FY 21/22; comparisons should not be made.

SUMMARY OF ENFORCEMENT ACTIVITY

COMPLAINTS—INTAKE	
4,387	RECEIVED
0	CLOSED WITHOUT REFERRAL FOR INVESTIGATION
4,387	REFERRED FOR INVESTIGATION
0	PENDING

CONVICTION/ARREST NOTIFICATION COMPLAINTS	
197	RECEIVED
0	CLOSED WITHOUT REFERRAL FOR INVESTIGATION
197	REFERRED FOR INVESTIGATION
0	PENDING

INVESTIGATIONS	
4,584	OPENED
5,043	CLOSED
1,693	PENDING

ENFORCEMENT AGING—COMPLETED INTAKE AND INVESTIGATIONS	
2,162	UP TO 90 DAYS
1,641	91 TO 180 DAYS
1,181	181 DAYS TO 1 YEAR
47	1 TO 2 YEARS
8	2 TO 3 YEARS
4	OVER 3 YEARS
1	AVERAGE NUMBER OF DAYS FROM RECEIPT OF COMPLAINT TO ASSIGNMENT OF INVESTIGATOR (START OF INVESTIGATION)
122	AVERAGE NUMBER OF DAYS FOR ALL INVESTIGATION OUTCOMES (FROM START OF INVESTIGATION TO REFERRAL FOR PROSECUTION OR CASE CLOSURE WITHOUT REFERRAL FOR PROSECUTION)
123	AVERAGE NUMBER OF DAYS FROM RECEIPT OF COMPLAINT TO REFERRAL FOR PROSECUTION OR CASE CLOSURE WITHOUT REFERRAL FOR PROSECUTION

CITATIONS AND FINES	
0	ISSUED WITHOUT A FINE
463	ISSUED WITH A FINE
45	WITHDRAWN/DISMISSED/REDUCED
93	AVERAGE NUMBER OF DAYS TO ISSUE A CITATION AND FINE (FROM COMPLAINT RECEIPT/INSPECTION CONDUCTED TO CITATION ISSUED)

CALIFORNIA BOARD OF ACCOUNTANCY

TOTAL AMOUNT OF FINES	
\$146,650.00	ASSESSED
\$20,750.00	WITHDRAWN/DISMISSED/REDUCED
\$82,602.00	COLLECTED

CRIMINAL/CIVIL ACTIONS	
0	REFERRALS FOR CRIMINAL/CIVIL ACTION
0	CRIMINAL ACTIONS FILED
0	CIVIL ACTIONS FILED

OFFICE OF THE ATTORNEY GENERAL/DISCIPLINARY ACTIONS	
38	CASES OPENED/INITIATED
37	CASES CLOSED
24	CASES PENDING

FORMAL ACTIONS FILED/WITHDRAWN/DISMISSED	
1	STATEMENT OF ISSUES FILED
28	ACCUSATIONS FILED
0	RESTRAINING/RESTRICTION/SUSPENSION ORDERS GRANTED
0	STATEMENT OF ISSUES WITHDRAWN/DISMISSED
0	ACCUSATIONS WITHDRAWN/DISMISSED
330	AVERAGE NUMBER OF DAYS FROM CLOSURE OF INVESTIGATION TO IMPOSING FORMAL DISCIPLINE

ADMINISTRATIVE OUTCOMES/FINAL ORDERS	
0	LICENSE APPLICATIONS DENIED
6	REVOCATION
7	SURRENDER OF LICENSE
0	PROBATION WITH SUSPENSION
0	SUSPENSION ONLY
21	PROBATION ONLY
0	PUBLIC REPRIMAND/PUBLIC REPROVAL/PUBLIC LETTER OF REPRIMAND
0	OTHER DECISIONS
34	TOTAL

ENFORCEMENT AGING—COMPLETED ATTORNEY GENERAL CASES	
14	UP TO 1 YEAR
7	1 TO 2 YEARS
4	2 TO 3 YEARS
12	OVER 3 YEARS
778	AVERAGE NUMBER OF DAYS TO IMPOSE DISCIPLINE

PROBATION	
39	PROBATIONS COMPLETED
82	PROBATIONERS PENDING (CLOSE OF FISCAL YEAR)

SUBSEQUENT DISCIPLINE	
2	PROBATIONS REVOKED
0	PROBATIONER'S LICENSE SURRENDERED
0	ADDITIONAL PROBATION ONLY
0	SUSPENSION ONLY ADDED
0	OTHER CONDITIONS ADDED ONLY
0	OTHER PROBATION OUTCOME

PETITION FOR MODIFICATION OR TERMINATION OF PROBATION	
2	GRANTED
1	DENIED

PETITION FOR REINSTATEMENT OF REVOKED LICENSE/REGISTRATION/CERTIFICATION	
2	GRANTED
2	DENIED

COST RECOVERY	
\$160,646.00	ORDERED
\$185,671.00	COLLECTED

RESTITUTION TO CONSUMERS/REFUNDS/SAVINGS*	
\$1,818,500.00**	RESTITUTION ORDERED
\$0.00	AMOUNT REFUNDED
\$0.00	REWORK AT NO CHARGE
\$0.00	ADJUSTMENTS/RETURNS/EXCHANGES
\$1,818,500.00	TOTAL SAVINGS ACHIEVED FOR CONSUMERS

* Pursuant to Business and Professions Code section 5116, the Board may order any licensee to pay an administrative penalty as part of any disciplinary proceeding. The total monies ordered by the Board for administrative penalties is captured in this section.

** Includes \$1,800,000.00 administrative penalty ordered as part of a stipulated settlement.



ACUPUNCTURE BOARD

**Licenses and regulates acupuncturists
and acupuncture training curriculum.**

www.acupuncture.ca.gov

Staff: 12 civil servant positions, 1 exempt

**Licenses, Registrations, Certificates,
and Permits:** 15,825

Board Membership: 4 public representatives,
3 licensees

Board Leadership:

Ben Bodea

Executive Officer

ben.bodea@dca.ca.gov

Laws and Regulations:

Business and Professions Code section 4925–4975

California Code of Regulations, title 16, section
1399.400–1399.489.2

Sunset Review:

Last review: 2023 | Next review: 2027

BOARD HIGHLIGHTS

RECIPROCITY

The Board does not have reciprocity.

ACCOMPLISHMENTS

Technological Advancements

The Board continues to collaborate with DCA to develop more modules and improve functionality within its online licensing platform, AcuConnect. These system changes improve the Board's business processes. In November 2022, the Board launched its continuing education (CE) module, which provides online access for CE providers and Board staff to process CE courses. Another notable improvement with this system build-out is the ability for licensees to easily search for Board-approved CE courses. This promotes compliance with the Board's CE regulations and ensures licensees receive the required CE that benefits acupuncture consumers.

Preparing for the implementation of a new temporary acupuncture license type was also a focus of the Board this fiscal year. Staff worked with DCA's Office of Information Services to develop the system requirements for the application process within AcuConnect.

The Board continues its paper reduction project and has completed digitizing half of its licensing files. In addition to reducing paper use, having all licensing files digitized improves response rates to Public Records Act requests and staff searches for other licensing purposes. It also saves on the amount of physical space license files occupy.

ACUPUNCTURE BOARD

Sunset Review

With the Board's sunset review in 2023, staff submitted the Board's Sunset Report outlining changes, improvements, and challenges during the last five years. On March 14, 2023, the Board testified at its sunset hearing before the Senate Committee on Business, Professions and Economic Development and the Assembly Committee on Business and Professions. After the hearing, legislation was introduced to extend the Board's authority to regulate the profession for an additional four years.

Updates to Enforcement

A major enforcement-related highlight was the Board's successful closure of the remaining five cases that involved licenses secured by fraud. The string of cases was discovered as a result of a Board investigation in which the subject aided applicants in falsifying their qualifications for licensure. All cases resulted in license surrender and revocation.

The Board addressed a strategic plan item during its June 23, 2023, Board meeting by voting to direct the executive officer to work with the Legislature to obtain site inspection authority. Obtaining this authority provides an effective enforcement tool during complaint investigations related to an acupuncturist's place of practice, records, and other alleged violations of the Acupuncture Licensure Act.

NEW LEGISLATION

AB 1264 (Berman, Chapter 682, Statutes of 2023) extends the Board's sunset date to January 1, 2028, and makes various technical and reformative changes to the Acupuncture Licensure Act. This bill also authorizes the Board or its designee to inspect premises, places of practice, or clinics where acupuncture services are provided in response to a complaint filed with the Board.

LICENSE REQUIREMENTS*

LICENSE REQUIREMENTS	Y/N
CONTINUING EDUCATION/COMPETENCY	Y
DEGREE/PROFESSIONAL SCHOOLING	Y
EXAMINATION	Y
FINGERPRINT REQUIREMENT	Y
QUALIFYING EXPERIENCE (MAY INCLUDE EDUCATION)	Y

* Applicable to specific license types. Refer to the laws and regulations for details.

FEES*

LICENSE TYPE	ACTUAL FEE	STATUTORY LIMIT
ACUPUNCTURIST		
APPLICATION FEE	\$250.00	\$350.00
APPLICATION FEE FOR FOREIGN APPLICANTS	\$350.00	\$500.00
EXAMINATION FEE	\$800.00	\$800.00
INITIAL LICENSE FEE (PRORATED)	\$271.00–\$500.00	\$500.00
RENEWAL FEE	\$500.00	\$775.00
WALL LICENSE		
WALL LICENSE INITIAL APPLICATION FEE	\$50.00	\$50.00
WALL LICENSE RENEWAL FEE	\$50.00	\$50.00

* First licensing period is prorated for 2 years to allow for timing the expiration/renewal at the end of the birth month.

SUMMARY OF LICENSING ACTIVITY

INITIAL LICENSES/REGISTRATIONS/CERTIFICATE/PERMITS			
TYPE	APPLICATIONS RECEIVED	ISSUED	RENEWED
ACUPUNCTURIST LICENSE	303	303	5,627
WALL LICENSE	1,362	1,362	879
TOTAL	1,665	1,665	6,506

LICENSING POPULATION BY TYPE

TYPE	LICENSES/REGISTRATIONS/CERTIFICATES/PERMITS
ACUPUNCTURIST	11,650
WALL LICENSE	4,175
TOTAL	15,825

RENEWAL AND CONTINUING EDUCATION (CE)

TYPE	FREQUENCY OF RENEWAL	NUMBER OF CE HOURS REQUIRED EACH CYCLE
ACUPUNCTURIST	EVERY 2 YEARS	50
WALL LICENSE	EVERY 2 YEARS	N/A

EXAMINATION RESULTS

EXAMINATION TITLE	% PASS	% FAIL	TOTAL NUMBER OF CANDIDATES
CALIFORNIA ACUPUNCTURE LICENSING EXAMINATION	66	34	463

ACUPUNCTURE BOARD

SUMMARY OF ENFORCEMENT ACTIVITY

COMPLAINTS—INTAKE	
112	RECEIVED
0	CLOSED WITHOUT REFERRAL FOR INVESTIGATION
125	REFERRED FOR INVESTIGATION
0	PENDING

CONVICTION/ARREST NOTIFICATION COMPLAINTS	
17	RECEIVED
0	CLOSED WITHOUT REFERRAL FOR INVESTIGATION
28	REFERRED FOR INVESTIGATION
0	PENDING

INVESTIGATIONS	
153	OPENED
21	CLOSED
342	PENDING

ENFORCEMENT AGING—COMPLETED INTAKE AND INVESTIGATIONS	
17	UP TO 90 DAYS
1	91 TO 180 DAYS
1	181 DAYS TO 1 YEAR
1	1 TO 2 YEARS
0	2 TO 3 YEARS
1	OVER 3 YEARS
2	AVERAGE NUMBER OF DAYS FROM RECEIPT OF COMPLAINT TO ASSIGNMENT OF INVESTIGATOR (START OF INVESTIGATION)
136	AVERAGE NUMBER OF DAYS FOR ALL INVESTIGATION OUTCOMES (FROM START OF INVESTIGATION TO REFERRAL FOR PROSECUTION OR CASE CLOSURE WITHOUT REFERRAL FOR PROSECUTION)
138	AVERAGE NUMBER OF DAYS FROM RECEIPT OF COMPLAINT TO REFERRAL FOR PROSECUTION OR CASE CLOSURE WITHOUT REFERRAL FOR PROSECUTION

CITATIONS AND FINES	
0	ISSUED WITHOUT A FINE
0	ISSUED WITH A FINE
0	WITHDRAWN/DISMISSED/REDUCED
0	AVERAGE NUMBER OF DAYS TO ISSUE A CITATION AND FINE (FROM COMPLAINT RECEIPT/INSPECTION CONDUCTED TO CITATION ISSUED)

TOTAL AMOUNT OF FINES	
\$0.00	ASSESSED
\$0.00	WITHDRAWN/DISMISSED/REDUCED
\$1,100.00	COLLECTED

CRIMINAL/CIVIL ACTIONS	
0	REFERRALS FOR CRIMINAL/CIVIL ACTION
0	CRIMINAL ACTIONS FILED
0	CIVIL ACTIONS FILED

OFFICE OF THE ATTORNEY GENERAL/DISCIPLINARY ACTIONS	
0	CASES OPENED/INITIATED
11	CASES CLOSED
8	CASES PENDING

FORMAL ACTIONS FILED/WITHDRAWN/DISMISSED	
0	STATEMENT OF ISSUES FILED
3	ACCUSATIONS FILED
0	RESTRAINING/RESTRICTION/SUSPENSION ORDERS GRANTED
0	STATEMENT OF ISSUES WITHDRAWN/DISMISSED
0	ACCUSATIONS WITHDRAWN/DISMISSED
720	AVERAGE NUMBER OF DAYS FROM CLOSURE OF INVESTIGATION TO IMPOSING FORMAL DISCIPLINE

ADMINISTRATIVE OUTCOMES/FINAL ORDERS	
0	LICENSE APPLICATIONS DENIED
3	REVOCATION
6	SURRENDER OF LICENSE
1	PROBATION WITH SUSPENSION
0	SUSPENSION ONLY
0	PROBATION ONLY
1	PUBLIC REPRIMAND/PUBLIC REPROVAL/PUBLIC LETTER OF REPRIMAND
0	OTHER DECISIONS
11	TOTAL

ENFORCEMENT AGING—COMPLETED ATTORNEY GENERAL CASES	
0	UP TO 1 YEAR
1	1 TO 2 YEARS
2	2 TO 3 YEARS
8	OVER 3 YEARS
1,376	AVERAGE NUMBER OF DAYS TO IMPOSE DISCIPLINE

ACUPUNCTURE BOARD

PROBATION	
4	PROBATIONS COMPLETED
16	PROBATIONERS PENDING (CLOSE OF FISCAL YEAR)

SUBSEQUENT DISCIPLINE	
0	PROBATIONS REVOKED
0	PROBATIONER'S LICENSE SURRENDERED
0	ADDITIONAL PROBATION ONLY
0	SUSPENSION ONLY ADDED
0	OTHER CONDITIONS ADDED ONLY
0	OTHER PROBATION OUTCOME

PETITION FOR MODIFICATION OR TERMINATION OF PROBATION	
0	GRANTED
0	DENIED

PETITION FOR REINSTATEMENT OF REVOKED LICENSE/REGISTRATION/ CERTIFICATION	
8	GRANTED
0	DENIED

COST RECOVERY	
\$169,914.20	ORDERED
\$47,051.08	COLLECTED

RESTITUTION TO CONSUMERS/REFUNDS/SAVINGS	
\$0.00	RESTITUTION ORDERED
\$1,200.00	AMOUNT REFUNDED
\$0.00	REWORK AT NO CHARGE
\$0.00	ADJUSTMENTS/RETURNS/EXCHANGES
\$1,200.00	TOTAL SAVINGS ACHIEVED FOR CONSUMERS



ARBITRATION CERTIFICATION PROGRAM

Certifies and monitors third-party arbitration programs of participating automobile manufacturers to ensure they comply with California law on new vehicle warranties and state-certified arbitration programs.

www.dca.ca.gov/acp
www.lemonlaw.ca.gov

Staff: 8 civil servant positions, 0 exempt

State-Certified Arbitration Programs: 20

Leadership:

Cynthia Antar
Program Chief
cynthia.antar@dca.ca.gov

Laws and Regulations:

Business and Professions Code section 472–472.5
Commercial Code section 2101–2801
Health and Safety Code section 43204–43205.5
Civil Code section 1790–1795.93
Vehicle Code section 11700–11909
California Code of Regulations, title 16, section 3396.1–3399.6

Sunset Review:

The Arbitration Certification Program (ACP) is not subject to sunset review because it is not a board or bureau.

PROGRAM HIGHLIGHTS

RECIPROCITY

ACP does not have reciprocity.

ACCOMPLISHMENTS

Communications and Outreach

ACP has improved its public outreach by giving vehicle owners the option to receive program brochures either through a new email process and/or by regular mail service. These brochures help guide consumers through the state-certified Lemon Law arbitration process. ACP has incorporated social media into its strategy for educating consumers, including the use of Twitter, Facebook, and YouTube, posting relevant Lemon Law communications and resources to aid consumers with various vehicle concerns. ACP believes these measures have helped make it more consumer-centric, improved communication, and enhanced consumer awareness of state-certified arbitration programs.

ACP is currently defining the roles and on-site visit expectations for ACP monitoring activities. That is, most manufacturers and certified programs have moved toward a hybrid telework environment that does not allow for ACP staff to perform on-site visits for monitoring activities. This process is new and presents challenges for ACP to perform monitoring activities. ACP is actively collaborating with manufacturers to determine the best process to facilitate remote monitoring activities while maintaining appropriate oversight over certified programs. Moreover, ACP staff is working to ensure that regulations align with consumer and certified program expectations.

ARBITRATION CERTIFICATION PROGRAM

ACP consumer satisfaction survey process feedback has provided critical information that has allowed ACP to target specific areas that are actively being improved to reduce consumer issues.

Consumer Protection

In calendar year 2022, ACP monitored the return of over \$30.9 million to consumers in the form of refunds, replacement vehicles, extended service contracts, and repairs awarded by state-certified arbitration programs. In addition, as disclosed in the following tables, 47 complaints were investigated by ACP, which resulted in 8 complaints closed without violations and 28 complaints found violations of certified program regulations with appropriate actions taken. In addition, ACP monitored 198 dispute meetings, 263 dispute files, and 197 dealerships to ensure that the activities align with existing regulations and consumer expectations.

COMPLIANCE MONITORING ACTIVITY FOR 2022

DISPUTE MEETINGS AND DISPUTE FILES	
850	TOTAL DISPUTES
525	DISPUTE MEETINGS
198	DISPUTE MEETINGS MONITORED
263	DISPUTE FILES REVIEWED

DEALERSHIPS	
1,250	NUMBER OPERATING IN CALIFORNIA
197	VISITED

NEW LEGISLATION

There was no enacted legislation solely related to ACP.

LICENSED CERTIFICATION PROGRAMS

INITIAL LICENSES/REGISTRATIONS/CERTIFICATES/PERMITS			
TYPE	APPLICATIONS RECEIVED	ISSUED	RENEWED
STATE-CERTIFIED ARBITRATION PROGRAMS	0	N/A	N/A

LICENSING POPULATION BY TYPE	
TYPE	LICENSES/REGISTRATIONS/CERTIFICATES/PERMITS
STATE-CERTIFIED ARBITRATION PROGRAMS	20

COMPLAINTS RECEIVED BY ACP

COMPLAINTS—INTAKE	
47	RECEIVED
8	CLOSED WITHOUT REFERRAL FOR INVESTIGATION
28	REFERRED FOR INVESTIGATION
11	PENDING

INVESTIGATIONS	
30	OPENED
22	CLOSED
8	PENDING



CALIFORNIA ARCHITECTS BOARD

Licenses and regulates architects and protects consumers of architectural services and the people who inhabit or use the structures that architects design.

www.cab.ca.gov

Staff: 23.8 civil servant positions, 1 exempt

Licenses, Registrations, Certificates, and Permits: 21,775

Board Membership: 5 public representatives, 5 licensees

Board Leadership:

Laura Zuniga	Jesse Laxton
<i>Executive Officer</i>	<i>Assistant Executive Officer</i>
laura.zuniga@dca.ca.gov	jesse.laxton@dca.ca.gov

Laws and Regulations:

Business and Professions Code section 5500–5610.7
California Code of Regulations, title 16, section 100–160

Sunset Review:

Last review: 2019 | Next review: 2024

BOARD HIGHLIGHTS

RECIPROCITY

Pursuant to title 16, California Code of Regulations, Division 2, section 121, reciprocity applicants must hold a current and valid license in a qualifying jurisdiction, provide verification of eight years of combined education and work experience, meet the licensing requirements equivalent to those in California, and successfully complete the California Supplemental Examination.

ACCOMPLISHMENTS

Technological Advancements

To provide more efficient services to licensees and the public, the Board began implementation of a new online platform, with the Eligibility Application, California Supplemental Exam Application, and Initial License Application available to complete online as of June 1, 2023.

Updates to Licensing

The National Council of Architectural Registration Boards (NCARB) eliminated a significant licensing barrier for candidates by updating its examination validity policy. The new policy will allow candidates to retain credit for completed divisions of the Architect Registration Examination (ARE) for two ARE versions instead of expiring after five years. The policy change was due to the NCARB-led research that determined people of color were more impacted by the prior policy. The new policy became effective May 1, 2023.

In conjunction with DCA's Office of Professional Examination Services (OPES), the Board is working to reduce barriers for licensing candidates and allow testing accommodations for candidates for whom English is a second language, similar to what NCARB has recently done. The new accommodations would apply to the Board's California Supplemental Examination (CSE) and allow candidates additional testing time (up to 50%) or the use of a word-for-word translation dictionary. This would make the Board the first DCA entity that uses OPES to have this type of accommodation.

OPES completed its review of the NCARB ARE and a comparison with the Board's CSE. OPES will recommend discontinuing use of the graphical handout for its CSE later this year. Elimination of the handout would reduce development costs and streamline exam administration, while not affecting consumer protection.

Updates to Enforcement

To educate the public and provide more information to the Board about the complaint process, the Board developed a presentation detailing enforcement procedures and application of the Architects Practice Act (APA). The presentation and handouts include an overview of the steps involved in processing complaints from initial intake and investigation through final action, considerations for the prioritization of cases, an outline of the elements of APA violations, and the decision process for disciplinary actions and administrative fines.

The Board has improved consumer protection by streamlining the process of identifying and taking action against unlicensed individuals unlawfully advertising architectural services. New strategies to enforce advertising laws on social media platforms, design service referral sites, and job announcement boards were initiated. The Board is also asking licensees to identify and report advertising violations.

Communications and Outreach

The Board developed an outreach plan for students, candidates, and licensees. Surveys were conducted to determine their needs from the Board. In response to survey results, monthly interactive licensing webinars began in July 2023 to address questions and comments. The Board's presence on social media expanded significantly with the increase in the number of social media posts.

NEW LEGISLATION

AB 342 (Valencia, Chapter 200, Statutes of 2023) allows the Board and the Bureau of Real Estate Appraisers to request specific demographic data from a licensee when an initial license is issued or at the time of license renewal. This bill also requires the Board and Bureau to provide the aggregate demographic data received to the Department and mandates the Department post the data on its internet website. Declining to provide the requested data does not make the licensee subject to discipline, and any information disclosed will remain confidential.

LICENSE REQUIREMENTS*

LICENSE REQUIREMENTS	Y/N
CONTINUING EDUCATION/COMPETENCY	Y
DEGREE/PROFESSIONAL SCHOOLING	N
EXAMINATION	Y
FINGERPRINT REQUIREMENT	Y
QUALIFYING EXPERIENCE (MAY INCLUDE EDUCATION)	Y

* Applicable to specific license types. Refer to the laws and regulations for details.

FEES*

LICENSE TYPE	ACTUAL FEE	STATUTORY LIMIT
APPLICATION FOR ELIGIBILITY EVALUATION	\$100.00	\$100.00
CALIFORNIA SUPPLEMENTAL EXAMINATION APPLICATION	\$100.00	\$100.00
INITIAL LICENSE FEE (PRORATED)	\$150.00– \$300.00	\$400.00
RENEWAL	\$400.00	\$400.00
RECIPROCITY APPLICATION	\$35.00	\$100.00
DELINQUENCY FEE	\$100.00	\$200.00

* Additional fees may be required. Refer to the laws and regulations for details.

SUMMARY OF LICENSING ACTIVITY

INITIAL LICENSES/REGISTRATIONS/CERTIFICATES/PERMITS			
TYPE	APPLICATIONS RECEIVED	ISSUED	RENEWED
ARCHITECT LICENSE	621	627	10,287
TOTAL	621	627	10,287

CALIFORNIA ARCHITECTS BOARD

LICENSING POPULATION BY TYPE

TYPE	LICENSES/REGISTRATIONS/ CERTIFICATES/PERMITS
ARCHITECT	21,775
TOTAL	21,775

RENEWAL AND CONTINUING EDUCATION (CE)

TYPE	FREQUENCY OF RENEWAL	NUMBER OF CE HOURS REQUIRED EACH CYCLE
ARCHITECT*	EVERY 2 YEARS	5

* CE required is on disability access.

EXAMINATION RESULTS

EXAMINATION TITLE	% PASS	% FAIL	TOTAL NUMBER OF CANDIDATES
ARCHITECT REGISTRATION EXAMINATION 5.0			
CONSTRUCTION AND EVALUATION EXAMINATION	63	37	797
PRACTICE MANAGEMENT EXAMINATION	50	50	1,118
PROGRAMMING AND ANALYSIS EXAMINATION	57	43	925
PROJECT DEVELOPMENT AND DOCUMENTATION EXAMINATION	53	47	992
PROJECT MANAGEMENT EXAMINATION	66	34	839
PROJECT PLANNING AND DESIGN EXAMINATION	47	53	1,108
CALIFORNIA SUPPLEMENTAL EXAMINATION			
CALIFORNIA SUPPLEMENTAL EXAMINATION	74	26	959

SUMMARY OF ENFORCEMENT ACTIVITY

COMPLAINTS—INTAKE

261	RECEIVED
0	CLOSED WITHOUT REFERRAL FOR INVESTIGATION
259	REFERRED FOR INVESTIGATION
3	PENDING

CONVICTION/ARREST NOTIFICATION COMPLAINTS

24	RECEIVED
0	CLOSED WITHOUT REFERRAL FOR INVESTIGATION
24	REFERRED FOR INVESTIGATION
0	PENDING

INSPECTIONS

N/A	CONDUCTED
N/A	CITATIONS ISSUED

INVESTIGATIONS

283	OPENED
290	CLOSED
140	PENDING

ENFORCEMENT AGING—COMPLETED INTAKE AND INVESTIGATIONS

144	UP TO 90 DAYS
56	91 TO 180 DAYS
39	181 DAYS TO 1 YEAR
24	1 TO 2 YEARS
24	2 TO 3 YEARS
3	OVER 3 YEARS
1	AVERAGE NUMBER OF DAYS FROM RECEIPT OF COMPLAINT TO ASSIGNMENT OF INVESTIGATOR (START OF INVESTIGATION)
208	AVERAGE NUMBER OF DAYS FOR ALL INVESTIGATION OUTCOMES (FROM START OF INVESTIGATION TO REFERRAL FOR PROSECUTION OR CASE CLOSURE WITHOUT REFERRAL FOR PROSECUTION)
209	AVERAGE NUMBER OF DAYS FROM RECEIPT OF COMPLAINT TO REFERRAL FOR PROSECUTION OR CASE CLOSURE WITHOUT REFERRAL FOR PROSECUTION

CITATIONS AND FINES

0	ISSUED WITHOUT A FINE
23	ISSUED WITH A FINE
9	WITHDRAWN/DISMISSED/REDUCED
268	AVERAGE NUMBER OF DAYS TO ISSUE A CITATION AND FINE (FROM COMPLAINT RECEIPT/INSPECTION CONDUCTED TO CITATION ISSUED)

TOTAL AMOUNT OF FINES

\$53,250.00	ASSESSED
\$7,500.00	WITHDRAWN/DISMISSED/REDUCED
\$10,000.00	COLLECTED

CRIMINAL/CIVIL ACTIONS

0	REFERRALS FOR CRIMINAL/CIVIL ACTION
0	CRIMINAL ACTIONS FILED
0	CIVIL ACTIONS FILED

OFFICE OF THE ATTORNEY GENERAL/DISCIPLINARY ACTIONS

3	CASES OPENED/INITIATED
4	CASES CLOSED
2	CASES PENDING

CALIFORNIA ARCHITECTS BOARD

FORMAL ACTIONS FILED/WITHDRAWN/DISMISSED	
0	STATEMENT OF ISSUES FILED
2	ACCUSATIONS FILED
0	RESTRAINING/RESTRICTION/SUSPENSION ORDERS GRANTED
0	STATEMENT OF ISSUES WITHDRAWN/DISMISSED
1	ACCUSATIONS WITHDRAWN/DISMISSED
404	AVERAGE NUMBER OF DAYS FROM CLOSURE OF INVESTIGATION TO IMPOSING FORMAL DISCIPLINE

ADMINISTRATIVE OUTCOMES/FINAL ORDERS	
0	LICENSE APPLICATIONS DENIED
2	REVOCATION
0	SURRENDER OF LICENSE
1	PROBATION WITH SUSPENSION
1	SUSPENSION ONLY
0	PROBATION ONLY
0	PUBLIC REPRIMAND/PUBLIC REPROVAL/PUBLIC LETTER OF REPRIMAND
0	OTHER DECISIONS
4	TOTAL

ENFORCEMENT AGING—COMPLETED ATTORNEY GENERAL CASES	
1	UP TO 1 YEAR
1	1 TO 2 YEARS
1	2 TO 3 YEARS
1	OVER 3 YEARS
881	AVERAGE NUMBER OF DAYS TO IMPOSE DISCIPLINE

PROBATION	
1	PROBATIONS COMPLETED
4	PROBATIONERS PENDING (CLOSE OF FISCAL YEAR)

SUBSEQUENT DISCIPLINE	
0	PROBATIONS REVOKED
0	PROBATIONER'S LICENSE SURRENDERED
0	ADDITIONAL PROBATION ONLY
0	SUSPENSION ONLY ADDED
0	OTHER CONDITIONS ADDED ONLY
0	OTHER PROBATION OUTCOME

PETITION FOR MODIFICATION OR TERMINATION OF PROBATION	
0	GRANTED
0	DENIED

PETITION FOR REINSTATEMENT OF REVOKED LICENSE/REGISTRATION/CERTIFICATION	
1	GRANTED
0	DENIED

COST RECOVERY	
\$27,636.00	ORDERED
\$12,961.00	COLLECTED



DEPARTMENT OF CONSUMER AFFAIRS

CALIFORNIA ARCHITECTS BOARD LANDSCAPE ARCHITECTS TECHNICAL COMMITTEE

Public Protection through Examination, Licensure, and Regulation

LANDSCAPE ARCHITECTS TECHNICAL COMMITTEE

The Landscape Architects Technical Committee's purpose is to act in an advisory capacity to the California Architects Board on examination and other matters pertaining to the regulation of the practice of landscape architecture in California.

www.latc.ca.gov

Staff: 5 civil servant positions, 0 exempt

Licenses, Registrations, Certificates, and Permits: 3,714

Committee Membership: 5 licensees

Committee Leadership:

Laura Zuniga
Executive Officer

Kimberly McDaniel
Program Manager

laura.zuniga@dca.ca.gov

kimberly.mcdaniel@dca.ca.gov

Laws and Regulations:

Business and Professions Code section 5615–5683

California Code of Regulations, title 16, section 2602–2680

Sunset Review:

Last review: 2019 | Next review: 2024

COMMITTEE HIGHLIGHTS

RECIPROCITY

Pursuant to California Code of Regulations (CCR), Division 26, title 16, section 2615, in order to be eligible for reciprocal licensure in California, a candidate must be licensed as a landscape architect in a U.S. jurisdiction, Canadian province, or Puerto Rico, by having passed a written examination substantially equivalent in scope and subject matter to the Landscape Architect Registration Examination, meet the education and training requirements for first-time examination candidates, and successfully complete the California Supplemental Examination. For purposes of reciprocity, the Committee recognizes two national examinations, which are the Landscape Architect Registration Examination and Uniform National Examination for Landscape Architects.

ACCOMPLISHMENTS

Updates to Licensing

To provide more efficient services to licensees and improve public access, the Committee began implementation of a new online platform, with the first set of online applications available in May 2023.

The Office of Professional Examination Services (OPES) completed its review of the Landscape Architect Registration Examination (LARE), developed by the Council of Landscape Architectural Registration Boards (CLARB), and conducted a comparison with the Committee's California Supplemental Examination (CSE). OPES supports the Committee's continued use of the LARE along with the CSE for licensure in California.

LANDSCAPE ARCHITECTS TECHNICAL COMMITTEE

Communications and Outreach

The Committee expanded its outreach efforts, participating in presentations at U.C. Davis and U.C. Berkeley. A student survey was conducted to assess the efficacy of the examination/licensing information presented. Additional outreach is planned to address questions related to the LARE transition.

Updates to Regulations

The Office of Administrative Law (OAL) approved amendments to title 16 California Code of Regulations (16 CCR) section 2620.5, effective October 1, 2022. The changes establish criteria for qualifying Landscape Architecture Extension Certificate Programs to apply for and obtain Board approval.

In August 2022, CLARB announced changes to the content and structure of the LARE effective December 2023. OAL approved amendments to 16 CCR section 2614 establishing a plan to grant examination credit toward the new LARE sections to candidates who passed sections of the previously administered LARE.

OAL approved amendments to 16 CCR sections 2630 and 2630.2, effective April 1, 2023. The changes help align Committee and California Architects Board procedures by clarifying the procedures for issuance of citations and the process in which a respondent may appeal a citation that has been issued.

OAL approved amendments to 16 CCR section 2680, effective July 1, 2023. The changes make the Committee's disciplinary guidelines consistent with current law and the current probationary environment, clarify the terms and conditions of probation to reduce the likelihood of misinterpretation, provide model orders, and strengthen consumer protection.

NEW LEGISLATION

There was no enacted legislation solely related to the Committee.

LICENSE REQUIREMENTS*

LICENSE REQUIREMENTS	Y/N
CONTINUING EDUCATION/COMPETENCY	N
DEGREE/PROFESSIONAL SCHOOLING	N
EXAMINATION	Y
FINGERPRINT REQUIREMENT	Y
QUALIFYING EXPERIENCE (MAY INCLUDE EDUCATION)	Y

* Applicable to specific license types. Refer to the laws and regulations for details.

FEES*

LICENSE TYPE	ACTUAL FEE	STATUTORY LIMIT
LANDSCAPE ARCHITECTS: APPLICATION FEE (LANDSCAPE ARCHITECT REGISTRATION EXAMINATION ELIGIBILITY)	\$35.00	\$100.00
LANDSCAPE ARCHITECTS: APPLICATION FEE (CALIFORNIA SUPPLEMENTAL EXAMINATION)	\$35.00	\$100.00
LANDSCAPE ARCHITECTS: EXAMINATION FEE	\$275.00	N/A
LANDSCAPE ARCHITECTS: LICENSURE FEE	\$700.00	\$700.00
LANDSCAPE ARCHITECTS: RENEWAL FEE	\$700.00	\$700.00

* Additional fees may be required. Refer to the laws and regulations for details.

SUMMARY OF LICENSING ACTIVITY

INITIAL LICENSES/REGISTRATIONS/CERTIFICATES/PERMITS			
TYPE	APPLICATIONS RECEIVED	ISSUED	RENEWED
LANDSCAPE ARCHITECT LICENSE	127	127	1,792
TOTAL	127	127	1,792

LICENSING POPULATION BY TYPE	
TYPE	LICENSES/REGISTRATIONS/CERTIFICATES/PERMITS
LANDSCAPE ARCHITECT	3,714
TOTAL	3,714

RENEWAL AND CONTINUING EDUCATION (CE)	
TYPE	FREQUENCY OF RENEWAL
LANDSCAPE ARCHITECT*	EVERY 2 YEARS

* There are no continuing education requirements for this license type.

EXAMINATION RESULTS			
EXAMINATION TITLE	% PASS	% FAIL	TOTAL NUMBER OF CANDIDATES
LANDSCAPE ARCHITECT REGISTRATION EXAMINATION			
DESIGN EXAMINATION	51	49	123
GRADING, DRAINAGE, AND CONSTRUCTION DOCUMENTATION EXAMINATION	48	52	313
INVENTORY AND ANALYSIS EXAMINATION	55	45	166
PROJECT AND CONSTRUCTION MANAGEMENT EXAMINATION	58	42	111
CALIFORNIA SUPPLEMENTAL EXAMINATION			
CALIFORNIA SUPPLEMENTAL EXAMINATION	80	20	171

LANDSCAPE ARCHITECTS TECHNICAL COMMITTEE

SUMMARY OF ENFORCEMENT ACTIVITY

COMPLAINTS—INTAKE	
20	RECEIVED
0	CLOSED WITHOUT REFERRAL FOR INVESTIGATION
20	REFERRED FOR INVESTIGATION
0	PENDING

CONVICTION/ARREST NOTIFICATION COMPLAINTS	
10	RECEIVED
0	CLOSED WITHOUT REFERRAL FOR INVESTIGATION
10	REFERRED FOR INVESTIGATION
0	PENDING

INVESTIGATIONS	
30	OPENED
34	CLOSED
5	PENDING

ENFORCEMENT AGING—COMPLETED INTAKE AND INVESTIGATIONS	
22	UP TO 90 DAYS
8	91 TO 180 DAYS
4	181 DAYS TO 1 YEAR
0	1 TO 2 YEARS
0	2 TO 3 YEARS
0	OVER 3 YEARS
2	AVERAGE NUMBER OF DAYS FROM RECEIPT OF COMPLAINT TO ASSIGNMENT OF INVESTIGATOR (START OF INVESTIGATION)
78	AVERAGE NUMBER OF DAYS FOR ALL INVESTIGATION OUTCOMES (FROM START OF INVESTIGATION TO REFERRAL FOR PROSECUTION OR CASE CLOSURE WITHOUT REFERRAL FOR PROSECUTION)
80	AVERAGE NUMBER OF DAYS FROM RECEIPT OF COMPLAINT TO REFERRAL FOR PROSECUTION OR CASE CLOSURE WITHOUT REFERRAL FOR PROSECUTION*

CITATIONS AND FINES	
0	ISSUED WITHOUT A FINE
4	ISSUED WITH A FINE
2	WITHDRAWN/DISMISSED/REDUCED
206	AVERAGE NUMBER OF DAYS TO ISSUE A CITATION AND FINE (FROM COMPLAINT RECEIPT/INSPECTION CONDUCTED TO CITATION ISSUED)

TOTAL AMOUNT OF FINES	
\$6,500.00	ASSESSED
\$2,000.00	WITHDRAWN/DISMISSED/REDUCED
\$2,500.00	COLLECTED

CRIMINAL/CIVIL ACTIONS	
0	REFERRALS FOR CRIMINAL/CIVIL ACTION
0	CRIMINAL ACTIONS FILED
0	CIVIL ACTIONS FILED

OFFICE OF THE ATTORNEY GENERAL/DISCIPLINARY ACTIONS	
1	CASES OPENED/INITIATED
0	CASES CLOSED
1	CASES PENDING

FORMAL ACTIONS FILED/WITHDRAWN/DISMISSED	
0	STATEMENT OF ISSUES FILED
0	ACCUSATIONS FILED
0	RESTRAINING/RESTRICTION/SUSPENSION ORDERS GRANTED
0	STATEMENT OF ISSUES WITHDRAWN/DISMISSED
0	ACCUSATIONS WITHDRAWN/DISMISSED
0	AVERAGE NUMBER OF DAYS FROM CLOSURE OF INVESTIGATION TO IMPOSING FORMAL DISCIPLINE

ADMINISTRATIVE OUTCOMES/FINAL ORDERS	
0	LICENSE APPLICATIONS DENIED
0	REVOCATION
0	SURRENDER OF LICENSE
0	PROBATION WITH SUSPENSION
0	SUSPENSION ONLY
0	PROBATION ONLY
0	PUBLIC REPRIMAND/PUBLIC REPROVAL/PUBLIC LETTER OF REPRIMAND
0	OTHER DECISIONS
0	TOTAL

ENFORCEMENT AGING—COMPLETED ATTORNEY GENERAL CASES	
N/A	UP TO 1 YEAR
N/A	1 TO 2 YEARS
N/A	2 TO 3 YEARS
N/A	OVER 3 YEARS
N/A	AVERAGE NUMBER OF DAYS TO IMPOSE DISCIPLINE

LANDSCAPE ARCHITECTS TECHNICAL COMMITTEE

PROBATION	
0	PROBATIONS COMPLETED
0	PROBATIONERS PENDING (CLOSE OF FISCAL YEAR)

SUBSEQUENT DISCIPLINE	
0	PROBATIONS REVOKED
0	PROBATIONER'S LICENSE SURRENDERED
0	ADDITIONAL PROBATION ONLY
0	SUSPENSION ONLY ADDED
0	OTHER CONDITIONS ADDED ONLY
0	OTHER PROBATION OUTCOME

PETITION FOR MODIFICATION OR TERMINATION OF PROBATION	
0	GRANTED
0	DENIED

PETITION FOR REINSTATEMENT OF REVOKED LICENSE/REGISTRATION/ CERTIFICATION	
0	GRANTED
0	DENIED

COST RECOVERY	
\$0.00	ORDERED
\$0.00	COLLECTED



CALIFORNIA STATE ATHLETIC COMMISSION

Licenses and regulates boxing, kickboxing, and mixed martial arts by licensing all participants and supervising the events. Also administers the Professional Boxer's Pension Fund.

www.dca.ca.gov/csac

Staff: 8 civil servant positions, 1 exempt, 69 blanket positions (athletic inspectors)

Licenses, Registrations, Certificates, and Permits: 3,462

Commission Membership: 6 public representatives, 1 physician representative

Commission Leadership:

Andy Foster	Patrisha Blackstock
<i>Executive Officer</i>	<i>Assistant Executive Officer</i>
andy.foster@dca.ca.gov	patrisha.blackstock@dca.ca.gov

Laws and Regulations:

Business and Profession Code section 18600–18887
California Code of Regulations, title 4, section 201–829

Sunset Review:

Last review: 2019 | Next review: 2024

COMMISSION HIGHLIGHTS

RECIPROCITY

Applicants licensed in another state must meet or exceed the California State Athletic Commission's (Commission) licensing requirements because no national governing body exists. However, medical examinations from other states by a licensed physician may be accepted if they are completed to the Commission's standards and requirements.

ACCOMPLISHMENTS

Pension Funds

The Commission is the only regulatory body in the country that has a Professional Boxer's Pension Fund available to boxers who compete in California. This fiscal year, the Commission paid \$246,375.60 in lump-sum payments to 14 retired boxers.

At its June 2023 meeting, the Commission created a Specialty License Plate Subcommittee tasked with exploring the launching of a specialty license plate that will help fund retired fighters' pensions.

Communications and Outreach

In collaboration with the Consulate General of Mexico in San Diego and the World Boxing Council (WBC), the Commission held a joint press conference to reach out to retired Mexican national boxers who may be owed a boxer's pension. The Commission is grateful for this new partnership that has helped the Commission share information about the Professional Boxer's Pension Fund with retired boxers who reside in Mexico. Executive Officer

Andy Foster participated in a panel discussion, “What Does Boxing Owe Its Champions,” alongside former WBC champion Sergio Mora and boxer/actor Kali Reis.

Legislation

The Commission sponsored Assembly Bill (AB) 1136 (Haney, Chapter 466, Statutes of 2023), which creates a mixed martial arts (MMA) pension fund similar to the Professional Boxer’s Pension Fund. The plan would be funded by ticket sales and sale of sport paraphernalia and souvenirs. Mixed martial artists would become vested into the plan once they had between 12 and 14 bouts—approximately 39 scheduled rounds—at Commission-regulated MMA events.

Board Leadership

Peter R. Villegas was elected commission chair, and Dr. Vernon Williams was elected vice chair.

NEW LEGISLATION

AB 1136 (Haney, Chapter 466, Statutes of 2023) requires the Commission to establish a retirement benefit fund for licensed mixed martial artists, as defined, who compete in mixed martial arts contests in California. This bill also establishes the fees to fund the retirement benefit fund, as well as vesting requirements, among other provisions.

AB 1703 (Carrillo, Chapter 591, Statutes of 2023) increases the statutory cap on gate fees that the Commission may collect from promoters of combative sports, from \$100,000 to \$200,000. This bill also raises the cap on the amount of admissions revenue that promoters are required to report to the Commission, from \$2,000,000 to \$4,000,000.

LICENSE REQUIREMENTS*

LICENSE REQUIREMENTS	Y/N
CONTINUING EDUCATION/COMPETENCY	Y
DEGREE/PROFESSIONAL SCHOOLING	N
EXAMINATION	N
FINGERPRINT REQUIREMENT	Y
QUALIFYING EXPERIENCE (MAY INCLUDE EDUCATION)	Y

* Applicable to specific license types. Refer to the laws and regulations for details.

FEES*

LICENSE TYPE	ACTUAL FEE	STATUTORY LIMIT
PROMOTER		
APPLICATION FEE	\$1,000.00	\$1,000.00
RENEWAL FEE	\$1,000.00	\$1,000.00
REFEREE/JUDGE		
APPLICATION FEE	\$150.00	\$150.00
RENEWAL FEE	\$150.00	\$150.00
TIMEKEEPER		
APPLICATION FEE	\$50.00	\$50.00
RENEWAL FEE	\$50.00	\$50.00
PROFESSIONAL ATHLETE		
APPLICATION FEE	\$60.00	\$60.00
RENEWAL FEE	\$60.00	\$60.00
MATCHMAKER		
APPLICATION FEE	\$200.00	\$200.00
RENEWAL FEE	\$200.00	\$200.00
SECOND		
APPLICATION FEE	\$50.00	\$50.00
MANAGER		
APPLICATION FEE	\$150.00	\$150.00
RENEWAL FEE	\$150.00	\$150.00
PROFESSIONAL TRAINER		
APPLICATION FEE	\$200.00	\$200.00
RENEWAL FEE	\$200.00	\$200.00
FEDERAL ID CARDS		
APPLICATION FEE	\$20.00	\$20.00
RENEWAL FEE	\$20.00	\$20.00
NATIONAL MMA ID CARDS		
APPLICATION FEE	\$20.00	\$20.00
RENEWAL FEE	\$20.00	\$20.00
GATE FEE**	5% OF GATE REVENUE	\$200,000.00
TELEVISION/BROADCAST	5% OF TV/ BROADCAST CONTRACT	\$35,000.00

* Additional fees may be required. Refer to the laws and regulations for details.

**Effective January 1, 2024.

CALIFORNIA STATE ATHLETIC COMMISSION

SUMMARY OF LICENSING ACTIVITY

INITIAL LICENSES/REGISTRATIONS/CERTIFICATES/PERMITS			
TYPE	APPLICATIONS RECEIVED	ISSUED	RENEWED
MANAGER LICENSE	24	24	52
MATCHMAKER LICENSE	9	9	20
PROFESSIONAL ATHLETE LICENSE	1,092	1,092	N/A
PROFESSIONAL TRAINER LICENSE	65	65	26
PROMOTER LICENSE	10	10	35
REFEREE/JUDGE LICENSE	11	11	91
SECOND LICENSE	2,015	2,015	N/A
TIMEKEEPER LICENSE	2	2	10
TOTAL	3,228	3,228	234

LICENSING POPULATION BY TYPE

TYPE	LICENSES/REGISTRATIONS/CERTIFICATES/PERMITS
MANAGER	76
MATCHMAKER	29
PROFESSIONAL ATHLETE	1,092
PROFESSIONAL TRAINER	91
PROMOTER	45
REFEREE/JUDGE	102
SECOND	2,015
TIMEKEEPER	12
TOTAL	3,462

RENEWAL AND CONTINUING EDUCATION (CE)

TYPE	FREQUENCY OF RENEWAL
MANAGER*	EVERY YEAR
MATCHMAKER*	EVERY YEAR
PROFESSIONAL ATHLETE*	EVERY YEAR
PROFESSIONAL TRAINER*	EVERY YEAR
PROMOTER*	EVERY YEAR
REFEREE/JUDGE*	EVERY YEAR
SECOND*	EVERY YEAR
TIMEKEEPER*	EVERY YEAR

* There are no continuing education requirements for this license type.

SUMMARY OF ENFORCEMENT ACTIVITY

COMPLAINTS—INTAKE	
4	RECEIVED
4	CLOSED WITHOUT REFERRAL FOR INVESTIGATION
0	REFERRED FOR INVESTIGATION
0	PENDING

CONVICTION/ARREST NOTIFICATION COMPLAINTS

0	RECEIVED
0	CLOSED WITHOUT REFERRAL FOR INVESTIGATION
0	REFERRED FOR INVESTIGATION
0	PENDING

INVESTIGATIONS

0	OPENED
0	CLOSED
0	PENDING

ENFORCEMENT AGING—COMPLETED INTAKE AND INVESTIGATIONS

N/A	UP TO 90 DAYS
N/A	91 TO 180 DAYS
N/A	181 DAYS TO 1 YEAR
N/A	1 TO 2 YEARS
N/A	2 TO 3 YEARS
N/A	OVER 3 YEARS
N/A	AVERAGE NUMBER OF DAYS FROM RECEIPT OF COMPLAINT TO ASSIGNMENT OF INVESTIGATOR (START OF INVESTIGATION)
N/A	AVERAGE NUMBER OF DAYS FOR ALL INVESTIGATION OUTCOMES (FROM START OF INVESTIGATION TO REFERRAL FOR PROSECUTION OR CASE CLOSURE WITHOUT REFERRAL FOR PROSECUTION)
N/A	AVERAGE NUMBER OF DAYS FROM RECEIPT OF COMPLAINT TO REFERRAL TO DISCIPLINARY HEARING OR CASE CLOSURE WITHOUT REFERRAL TO DISCIPLINARY HEARING

CITATIONS AND FINES

0	ISSUED WITHOUT A FINE
34	ISSUED WITH A FINE
0	WITHDRAWN/DISMISSED/REDUCED
30	AVERAGE NUMBER OF DAYS TO ISSUE A CITATION AND FINE (FROM COMPLAINT RECEIPT/INSPECTION CONDUCTED TO CITATION ISSUED)

CALIFORNIA STATE ATHLETIC COMMISSION

TOTAL AMOUNT OF FINES	
\$24,579.00	ASSESSED
\$0.00	WITHDRAWN/DISMISSED/REDUCED
\$10,479.00	COLLECTED

CRIMINAL/CIVIL ACTIONS	
0	REFERRALS FOR CRIMINAL/CIVIL ACTION
0	CRIMINAL ACTIONS FILED
0	CIVIL ACTIONS FILED

OFFICE OF THE ATTORNEY GENERAL/DISCIPLINARY ACTIONS	
0	CASES OPENED/INITIATED
0	CASES CLOSED
0	CASES PENDING

FORMAL ACTIONS FILED/WITHDRAWN/DISMISSED	
0	STATEMENT OF ISSUES FILED
0	ACCUSATIONS FILED
4	RESTRAINING/RESTRICTION/SUSPENSION ORDERS GRANTED
0	STATEMENT OF ISSUES WITHDRAWN/DISMISSED
0	ACCUSATIONS WITHDRAWN/DISMISSED
0	AVERAGE NUMBER OF DAYS FROM CLOSURE OF INVESTIGATION TO IMPOSING FORMAL DISCIPLINE

ADMINISTRATIVE OUTCOMES/FINAL ORDERS	
0	LICENSE APPLICATIONS DENIED
0	REVOCATION
0	SURRENDER OF LICENSE
0	PROBATION WITH SUSPENSION
0	SUSPENSION ONLY
0	PROBATION ONLY
0	PUBLIC REPRIMAND/PUBLIC REPROVAL/PUBLIC LETTER OF REPRIMAND
0	OTHER DECISIONS
0	TOTAL

ENFORCEMENT AGING—COMPLETED ATTORNEY GENERAL CASES	
N/A	UP TO 1 YEAR
N/A	1 TO 2 YEARS
N/A	2 TO 3 YEARS
N/A	OVER 3 YEARS
N/A	AVERAGE NUMBER OF DAYS TO IMPOSE DISCIPLINE

PROBATION	
0	PROBATIONS COMPLETED
0	PROBATIONERS PENDING (CLOSE OF FISCAL YEAR)

SUBSEQUENT DISCIPLINE	
0	PROBATIONS REVOKED
0	PROBATIONER'S LICENSE SURRENDERED
0	ADDITIONAL PROBATION ONLY
0	SUSPENSION ONLY ADDED
0	OTHER CONDITIONS ADDED ONLY
0	OTHER PROBATION OUTCOME

PETITION FOR MODIFICATION OR TERMINATION OF PROBATION	
0	GRANTED
0	DENIED

PETITION FOR REINSTATEMENT OF REVOKED LICENSE/REGISTRATION/ CERTIFICATION	
0	GRANTED
0	DENIED

COST RECOVERY	
\$0.00	ORDERED
\$0.00	COLLECTED



DEPARTMENT OF CONSUMER AFFAIRS

BAR
Bureau of Automotive Repair

BUREAU OF AUTOMOTIVE REPAIR

Licenses and regulates the business operations of automotive repair dealers, Smog Check stations and technicians, and brake and lamp stations and adjusters. Administers the Smog Check Program to reduce air pollution produced by motor vehicles. Oversees the Consumer Assistance Program to provide financial assistance options for vehicles needing emissions-related repairs.

www.bar.ca.gov

Staff: 608.4 civil servant positions, 2 exempt

Licenses, Registrations, Certificates, and Permits: 66,550

Advisory Group Membership: 16 BAR Advisory Group members, 8 Educational Advisory Group members

Leadership:

Patrick Dorais
Chief

patrick.dorais@dca.ca.gov

Linda Janssen

Deputy Chief, Licensing,
Administration & Consumer
Assistance Division

linda.janssen@dca.ca.gov

Bill Thomas

Deputy Chief, Field Operations
& Enforcement Division

bill.thomas@dca.ca.gov

Clay Leek

Deputy Chief, Smog Check Engineering
and Information Services Division

clayton.leek@dca.ca.gov

Laws and Regulations:

Business and Professions Code section 9880–9889.68

Health and Safety Code section 44000–44127

California Code of Regulations, division 13, title 16,
section 3300–3395.6

Sunset Review:

Last review: 2023 | Next review: 2027

BUREAU HIGHLIGHTS

RECIPROCITY

The Bureau does not have reciprocity.

ACCOMPLISHMENTS

Consumer Protection

The Bureau adopted new regulations to help consumers make informed decisions about the maintenance and repair of vehicles pursuant to Assembly Bill (AB) 471 (Low, Chapter 372, Statutes of 2021). New citation and remedial training programs will educate automotive repair dealers (ARD) and promote compliance with Bureau laws and regulations. ARD application updates will allow ARDs to provide education and training certifications; the Bureau will display this information on its online Auto Shop Locator for consumers to consider when seeking automotive repairs or services. Additionally, the Bureau continues to develop a new vehicle safety systems inspection program to replace the existing lamp and brake inspection program. This new program will help inform consumers of any safety issues when buying a salvage-titled vehicle.

The Bureau also adopted regulations that added biometric security to authenticate licensed Smog Check inspectors performing inspections, thereby preventing unauthorized use of Smog Check inspection equipment. The Bureau successfully enrolled over 99% of licensed Smog Check inspectors by the May 1, 2023 mandatory use date.

In partnership with the California Department of Motor Vehicles (DMV), the Bureau implemented a solution to deter individuals attempting to register a vehicle without a required Smog Check. The new process allows DMV and its business partners to verify in real time a vehicle's Smog Check history and determine whether it is eligible for registration renewal without a Smog Check.

Additionally, 3,097 station audits were conducted, which resulted in over 131 referrals to the Bureau's field operations for further investigation.

Through its Consumer Assistance Program, the Bureau provided financial assistance for emissions repairs to 4,634 consumers and retired 21,165 vehicles.

Updates to Enforcement

In collaboration with the Office of the Attorney General, the Bureau expanded disciplinary measures for unlicensed activity to include civil injunctions. This new process allows for timely and effective discipline to reduce unlicensed activity and gain compliance. The Bureau continues to educate consumers and provide guidance to both ARDs and insurers to minimize disputes on storage fees, especially those involving collision repair transactions. Bureau mediation of these disputes has resulted in over \$400,000 in storage fee reductions for consumers and positive feedback from both the insurance and automotive repair industries. Recently added definitions of fraud to Business and Professions Code section 9884.7(e) have helped the Bureau take formal disciplinary action against ARDs engaging in predatory towing and storage practices. These fraudulent acts involve towing a vehicle involved in a collision without authorization from the vehicle owner to a storage lot or repair facility that has no intention of repairing the vehicle, then charging exorbitant and compounding fees to release the vehicle back to the owner.

Strategic Plan

In 2022, the Bureau began developing its 2023–2027 Strategic Plan. The Bureau conducted strategic planning workshops to build on its consumer protection mission, identify objectives, and update goals. The 2023–2027 Strategic Plan was approved in November 2022 and is available on the Bureau's website. Highlights of the 2023–2027 Strategic Plan include leveraging data to enhance enforcement operations and consumer protection; developing additional tools and strategies to achieve vehicle emissions reduction goals and promote vehicle safety; pursuing technology initiatives to advance business modernization and inclusion; and expanding

outreach efforts to support licensee compliance and improve awareness of Bureau programs and services.

Sunset Review

The Bureau submitted its 2022 Sunset Review Report and, in March 2023, participated in a joint oversight hearing held by the Senate Committee on Business, Professions and Economic Development and Assembly Committee on Business and Professions. The Bureau's sunset bill, AB 1263 (Berman, Chapter 681, Statutes of 2023), extends the Bureau's regulation of the automotive repair industry to January 1, 2028, and includes various provisions to aid the Bureau in its consumer protection mission.

NEW LEGISLATION

AB 1263 (Berman, Chapter 681, Statutes of 2023) extends the sunset review date of the Bureau from January 1, 2024 to January 1, 2028, and makes various technical and reformative changes to the Automotive Repair Act and related laws.

AB 1519 (Bains, Chapter 847, Statutes of 2023) makes it a misdemeanor for the removing, altering, or obfuscation of the vehicle identification number, or any unique marking, added to a catalytic converter. It also makes the possession of three or more catalytic converters that have the vehicle identification number, or any unique marking, alteration, or obfuscation a misdemeanor.

SB 55 (Umberg, Chapter 858, Statutes of 2023) prohibits a dealer or retailer from selling a new or used motor vehicle equipped with a catalytic converter, unless the catalytic converter has been permanently marked with the vehicle identification number of the vehicle to which it is attached. This bill provides exemptions to the marking requirement in certain circumstances and delays its implementation until January 1, 2025. This bill also requires a traceable method of payment, other than cash, for the sale of a catalytic converter to a core recycler.

LICENSE REQUIREMENTS*

LICENSE REQUIREMENTS	Y/N
CONTINUING EDUCATION/COMPETENCY	Y
DEGREE/PROFESSIONAL SCHOOLING	Y
EXAMINATION	Y
FINGERPRINT REQUIREMENT	N
QUALIFYING EXPERIENCE (MAY INCLUDE EDUCATION)	Y

* Applicable to specific license types. Refer to the laws and regulations for details.

BUREAU OF AUTOMOTIVE REPAIR

FEES*

LICENSE TYPE	ACTUAL FEE	STATUTORY LIMIT
AUTOMOTIVE REPAIR DEALER		
APPLICATION FEE	\$200.00	\$200.00
RENEWAL FEE	\$200.00	\$200.00
SMOG CHECK STATION		
APPLICATION FEE	\$100.00	REASONABLE COST
RENEWAL FEE	\$100.00	REASONABLE COST
BRAKE AND/OR LAMP STATION		
APPLICATION FEE	\$10.00	\$10.00
RENEWAL FEE	\$5.00	\$5.00
SMOG CHECK INSPECTOR AND/OR REPAIR TECHNICIAN		
APPLICATION FEE	\$20.00	REASONABLE COST
EXAMINATION FEE	\$45.00	REASONABLE COST
TOTAL INITIAL LICENSE FEES	\$65.00	N/A
RENEWAL FEE (BIENNIAL)	\$20.00	REASONABLE COST
BRAKE AND/OR LAMP ADJUSTER		
APPLICATION FEE	\$10.00	\$10.00
RENEWAL FEE	\$5.00	\$5.00

* Additional fees may be required. Refer to the laws and regulations for details.

SUMMARY OF LICENSING ACTIVITY

INITIAL LICENSES/REGISTRATIONS/CERTIFICATES/PERMITS			
TYPE	APPLICATIONS RECEIVED	ISSUED	RENEWED
AUTOMOTIVE REPAIR DEALER REGISTRATION	3,690	3,327	30,027
BRAKE AND LAMP ADJUSTER LICENSE*	1,356	71*	392
BRAKE AND LAMP STATION LICENSE*	154	123	1,290
SMOG CHECK INSPECTOR LICENSE	1,426	725	5,769
SMOG CHECK REPAIR ONLY STATION LICENSE	7	5	27
SMOG CHECK REPAIR TECHNICIAN LICENSE	681	298	2,637
SMOG CHECK TEST ONLY STATION LICENSE	281	253	1,731
SMOG CHECK TEST AND REPAIR STATION LICENSE	352	337	3,828
STAR PROGRAM CERTIFICATION**	342	215	N/A
TOTAL	8,289	5,354	45,701

* Pursuant to AB 471 (Low, Chapter 372, Statutes of 2021), vehicle safety systems licenses will replace lamp and brake licenses, effective March 27, 2024.

** STAR Program certification is based on performance standards and is not subject to renewal.

LICENSING POPULATION BY TYPE	
TYPE	LICENSES/REGISTRATIONS/CERTIFICATES/PERMITS
AUTOMOTIVE REPAIR DEALER	34,703
BRAKE AND LAMP ADJUSTER	1,318
BRAKE AND LAMP STATION	1,451
SMOG CHECK INSPECTOR	13,239
SMOG CHECK REPAIR ONLY STATION	34
SMOG CHECK REPAIR TECHNICIAN	5,947
SMOG CHECK TEST ONLY STATION	1,966
SMOG CHECK TEST AND REPAIR STATION	4,282
STAR PROGRAM CERTIFICATION	3,610
TOTAL	66,550

RENEWAL AND CONTINUING EDUCATION (CE)		
TYPE	FREQUENCY OF RENEWAL	NUMBER OF CE HOURS REQUIRED EACH CYCLE
AUTOMOTIVE REPAIR DEALER	EVERY YEAR	N/A
BRAKE AND LAMP ADJUSTER	EVERY 4 YEARS	N/A
BRAKE AND LAMP STATION	EVERY YEAR	N/A
SMOG CHECK INSPECTOR	EVERY 2 YEARS	4
SMOG CHECK REPAIR ONLY STATION	EVERY YEAR	N/A
SMOG CHECK REPAIR TECHNICIAN	EVERY 2 YEARS	16
SMOG CHECK TEST ONLY STATION	EVERY YEAR	N/A
SMOG CHECK TEST AND REPAIR STATION	EVERY YEAR	N/A

EXAMINATION RESULTS			
EXAMINATION TITLE	% PASS	% FAIL	TOTAL NUMBER OF CANDIDATES
BRAKE ADJUSTER (CLASS A, B, C) LICENSING EXAMINATION	28	72	825
LAMP ADJUSTER LICENSING EXAMINATION	36	64	678
SMOG CHECK INSPECTOR EXAMINATION	40	60	1,810
SMOG CHECK REPAIR TECHNICIAN EXAMINATION	45	55	644

BUREAU OF AUTOMOTIVE REPAIR

SUMMARY OF ENFORCEMENT ACTIVITY

COMPLAINTS—INTAKE	
18,314	RECEIVED
194	CLOSED WITHOUT REFERRAL FOR INVESTIGATION
18,097	REFERRED FOR INVESTIGATION
97	PENDING

CONVICTION/ARREST NOTIFICATION COMPLAINTS	
N/A	RECEIVED
N/A	CLOSED WITHOUT REFERRAL FOR INVESTIGATION
N/A	REFERRED FOR INVESTIGATION
N/A	PENDING

INSPECTIONS	
8,236	CONDUCTED
1,065	CITATIONS ISSUED

INVESTIGATIONS	
18,097	OPENED
17,712	CLOSED
2,435	PENDING

ENFORCEMENT AGING—COMPLETED INTAKE AND INVESTIGATIONS	
15,376	UP TO 90 DAYS
2,203	91 TO 180 DAYS
106	181 DAYS TO 1 YEAR
24	1 TO 2 YEARS
2	2 TO 3 YEARS
1	OVER 3 YEARS
3	AVERAGE NUMBER OF DAYS FROM RECEIPT OF COMPLAINT TO ASSIGNMENT OF INVESTIGATOR (START OF INVESTIGATION)
46	AVERAGE NUMBER OF DAYS FOR ALL INVESTIGATION OUTCOMES (FROM START OF INVESTIGATION TO REFERRAL FOR PROSECUTION OR CASE CLOSURE WITHOUT REFERRAL FOR PROSECUTION)
47	AVERAGE NUMBER OF DAYS FROM RECEIPT OF COMPLAINT TO REFERRAL FOR PROSECUTION OR CASE CLOSURE WITHOUT REFERRAL FOR PROSECUTION

CITATIONS AND FINES	
974	ISSUED WITHOUT A FINE
91	ISSUED WITH A FINE
10	WITHDRAWN/DISMISSED/REDUCED
5	AVERAGE NUMBER OF DAYS TO ISSUE A CITATION AND FINE (FROM COMPLAINT RECEIPT/INSPECTION CONDUCTED TO CITATION ISSUED)

TOTAL AMOUNT OF FINES	
\$82,500.00	ASSESSED
\$6,750.00	WITHDRAWN/DISMISSED/REDUCED
\$114,306.83	COLLECTED

CRIMINAL/CIVIL ACTIONS	
45	REFERRALS FOR CRIMINAL/CIVIL ACTION
N/A	CRIMINAL ACTIONS FILED
1	CIVIL ACTIONS FILED

OFFICE OF THE ATTORNEY GENERAL/DISCIPLINARY ACTIONS	
232	CASES OPENED/INITIATED
138	CASES CLOSED
236	CASES PENDING

FORMAL ACTIONS FILED/WITHDRAWN/DISMISSED	
41	STATEMENT OF ISSUES FILED
114	ACCUSATIONS FILED
0	RESTRAINING/RESTRICTION/SUSPENSION ORDERS GRANTED
14	STATEMENT OF ISSUES WITHDRAWN/DISMISSED
26	ACCUSATIONS WITHDRAWN/DISMISSED
428	AVERAGE NUMBER OF DAYS FROM CLOSURE OF INVESTIGATION TO IMPOSING FORMAL DISCIPLINE

ADMINISTRATIVE OUTCOMES/FINAL ORDERS	
17	LICENSE APPLICATIONS DENIED
191	REVOCATION
0	SURRENDER OF LICENSE
100	PROBATION WITH SUSPENSION
1	SUSPENSION ONLY

BUREAU OF AUTOMOTIVE REPAIR

ADMINISTRATIVE OUTCOMES/FINAL ORDERS	
70	PROBATION ONLY
2	PUBLIC REPRIMAND/PUBLIC REPROVAL/PUBLIC LETTER OF REPRIMAND
0	OTHER DECISIONS
381	TOTAL

ENFORCEMENT AGING—COMPLETED ATTORNEY GENERAL CASES	
23	UP TO 1 YEAR
89	1 TO 2 YEARS
23	2 TO 3 YEARS
3	OVER 3 YEARS
556	AVERAGE NUMBER OF DAYS TO IMPOSE DISCIPLINE

PROBATION	
186	PROBATIONS COMPLETED
622	PROBATIONERS PENDING (CLOSE OF FISCAL YEAR)

SUBSEQUENT DISCIPLINE	
27	PROBATIONS REVOKED
20	PROBATIONER'S LICENSE SURRENDERED
14	ADDITIONAL PROBATION ONLY
0	SUSPENSION ONLY ADDED
0	OTHER CONDITIONS ADDED ONLY
0	OTHER PROBATION OUTCOME

PETITION FOR MODIFICATION OR TERMINATION OF PROBATION	
2	GRANTED
3	DENIED

PETITION FOR REINSTATEMENT OF REVOKED LICENSE/REGISTRATION/CERTIFICATION	
N/A	GRANTED
N/A	DENIED

COST RECOVERY	
\$804,006.61	ORDERED
\$685,132.07	COLLECTED

RESTITUTION TO CONSUMERS/REFUNDS/SAVINGS	
\$0.00	RESTITUTION ORDERED
\$4,786,289.84	AMOUNT REFUNDED
\$1,332,125.12	REWORK AT NO CHARGE
\$1,383,625.61	ADJUSTMENTS/RETURNS/EXCHANGES
\$7,502,040.57	TOTAL SAVINGS ACHIEVED FOR CONSUMERS



BOARD OF BARBERING AND COSMETOLOGY

Licenses and regulates barbers, cosmetologists, manicurists, estheticians, and electrologists, and the establishments where they work. Ensures the health and safety of California consumers by promoting ethical standards and enforcing beauty industry laws.

www.barbercosmo.ca.gov

Staff: 82.1 civil servant positions, 1 exempt

Licenses, Registrations, Certificates, and Permits: 561,865

Board Membership: 7 public representatives, 6 licensees

Board Leadership:

Kristy Underwood	Carrie Harris
<i>Executive Officer</i>	<i>Assistant Executive Officer</i>
kristy.underwood@dca.ca.gov	carrie.harris@dca.ca.gov

Laws and Regulations:

Business and Professions Code section 7301–7427
California Code of Regulations, title 16, section 900–999

Sunset Review:

Last review: 2021 | Next review: 2026

BOARD HIGHLIGHTS

RECIPROCITY

Pursuant to Business and Professions Code section 7331, the Board grants a license to practice to an applicant if the applicant submits all of the following to the Board:

- A completed application form and all fees required by the Board.
- Proof of a current license issued by another state to practice that meets all of the following requirements:
 - It is not revoked, suspended, or otherwise restricted.
 - It is in good standing.

ACCOMPLISHMENTS

Consumer Protection

The Board began working with the Department of Consumer Affairs' Division of Investigation (DOI) to identify unlicensed operators offering services via advertisements on Instagram and Facebook. Many of the complaints only provide the Instagram or Facebook address, and the unlicensed individuals were not responsive to the Enforcement Unit's request for information. In some cases, however, DOI is able to provide information the enforcement analysts can use to contact the unlicensed operators.

Communications and Outreach

The Board increased its outreach in fiscal year 2022–23 by participating in several conferences, trade shows, and town halls in addition to creating new publications and increasing social media activity. The Board developed a

“Meet the Employer” workshop to provide information to college students on how to become employed with the Board and the state of California. The Board held four events with California State University, Sacramento, and with the Los Rios Community College District. The Board also reached out to 25 high school districts throughout California to share information with students on what to know before choosing a barber or cosmetology school. Staff provided over 500 pamphlets to high schools throughout California.

The Board developed a quarterly newsletter for both consumers and licensees titled “The BarberCosmo Update.” The newsletter includes a “Consumer Corner,” which provides tips to consumers on how to stay safe when receiving services and safety reminders for licensees. The newsletter is available on the Board’s website, and a link is emailed to all licensees.

The Board also developed a flyer called “Consumers Receiving Board Services and Filing a Complaint” to inform consumers on what to look for before and during services, in addition to what to do if they are harmed by a licensee.

The Board has increased its social media presence, posting three to five times a week, and focuses on sharing tips that licensees and consumers need to know to stay safe.

Updates to Licensing

The Board continues to improve its language access to applicants, licensees, and consumers. On March 1, 2023, the Board began offering all licensing examinations to applicants in simplified Chinese. Hundreds of examinations have been taken in Chinese since March 2023.

Updates to Enforcement

The Board has reclassified three positions into special investigator positions. The special investigators will be working complaint cases that allege consumer harm, such as consumers who have been significantly harmed by services that are out of the scope of practice of Board licensees. The special investigators will work all aspects of a case including interviewing complainants and licensees as well as conducting inspections.

NEW LEGISLATION

SB 247 (Wilk, Chapter 212, Statutes of 2023) clarifies that the alcohol permit exemption allowing beauty salons and barber shops to offer alcoholic beverages to clients, as specified, applies to all establishments licensed by the Board. According to the author, some beauty salons and barber shops have been told they do not qualify for the exemption, and this bill clarifies that they are exempt if they are in good standing with the Board.

SB 384 (Bradford, Chapter 603, Statutes of 2023) requires the Board to develop a remedial education course to offer licensees in lieu of issuing an administrative fine for a first-time health and safety violation offense. The remedial education course may not be repeated for subsequent violations, and the Board is authorized to charge a reasonable fee to reimburse the cost of administering the course.

LICENSE REQUIREMENTS*

LICENSE REQUIREMENTS	Y/N
CONTINUING EDUCATION/COMPETENCY	N
DEGREE/PROFESSIONAL SCHOOLING	Y
EXAMINATION	Y
FINGERPRINT REQUIREMENT	Y
QUALIFYING EXPERIENCE (MAY INCLUDE EDUCATION)	Y

* Applicable to specific license types. Refer to the laws and regulations for details.

FEES*

LICENSE TYPE	ACTUAL FEE	STATUTORY LIMIT
BARBER/COSMETOLOGIST/ELECTROLOGIST		
APPLICATION AND EXAMINATION FEE	\$75.00	ACTUAL COST TO BOARD
INITIAL LICENSE FEE	\$50.00	\$50.00
TOTAL INITIAL LICENSE FEES	\$125.00	N/A
LICENSE RENEWAL FEE	\$50.00	\$50.00
ESTHETICIAN		
APPLICATION AND EXAMINATION FEE	\$75.00	ACTUAL COST TO BOARD
INITIAL LICENSE FEE	\$40.00	\$40.00
TOTAL INITIAL LICENSE FEES	\$115.00	N/A
LICENSE RENEWAL FEE	\$50.00	\$50.00

BOARD OF BARBERING AND COSMETOLOGY

LICENSE TYPE	ACTUAL FEE	STATUTORY LIMIT
MANICURIST		
APPLICATION AND EXAMINATION FEE	\$75.00	ACTUAL COST TO BOARD
INITIAL LICENSE FEE	\$35.00	\$35.00
TOTAL INITIAL LICENSE FEES	\$110.00	N/A
LICENSE RENEWAL FEE	\$50.00	\$50.00
ESTABLISHMENT		
APPLICATION AND LICENSE FEE	\$50.00	\$80.00
TOTAL INITIAL LICENSE FEES	\$50.00	N/A
LICENSE RENEWAL FEE	\$40.00	\$40.00
MOBILE UNIT		
APPLICATION FEE	\$50.00	\$50.00
INITIAL INSPECTION AND LICENSE FEE	\$100.00	\$100.00
TOTAL INITIAL LICENSE FEES	\$150.00	N/A
LICENSE RENEWAL FEE	\$40.00	\$40.00
PERSONAL SERVICE PERMIT		
INITIAL LICENSE FEE	\$25.00	\$50.00
TOTAL INITIAL LICENSE FEES	\$25.00	N/A
LICENSE RENEWAL FEE	\$10.00	\$50.00
SCHOOL CODE	N/A	N/A
SPONSOR CODE	N/A	N/A

* Additional fees may be required. Refer to the laws and regulations for details.

SUMMARY OF LICENSING ACTIVITY

INITIAL LICENSES/REGISTRATIONS/CERTIFICATES/PERMITS			
TYPE	APPLICATIONS RECEIVED	ISSUED	RENEWED
BARBER LICENSE	4,649	1,991	12,377
BARBER APPRENTICE LICENSE*	1,473	1,407	N/A
COSMETOLOGIST LICENSE	11,347	6,365	112,201
COSMETOLOGIST APPRENTICE LICENSE*	1,091	1,040	N/A
ELECTROLOGIST LICENSE	108	63	564
ELECTROLOGIST APPRENTICE LICENSE*	0	0	N/A
ESTABLISHMENT LICENSE	7,684	6,387	20,692
ESTHETICIAN LICENSE	10,146	7,800	34,622
MANICURIST LICENSE	6,492	4,466	46,664

INITIAL LICENSES/REGISTRATIONS/CERTIFICATES/PERMITS			
MOBILE UNIT LICENSE	30	12	22
PERSONAL SERVICE PERMIT	161	119	0
SCHOOLS CODE*	14	14	N/A
SPONSOR CODE*	0	0	N/A
TOTAL	43,195	29,664	227,142

* This license type cannot be renewed.

LICENSING POPULATION BY TYPE	
TYPE	LICENSES/REGISTRATIONS/CERTIFICATES/PERMITS
BARBER	31,942
BARBER APPRENTICE	2,559
COSMETOLOGIST	268,407
COSMETOLOGIST APPRENTICE	1,870
ELECTROLOGIST	1,334
ELECTROLOGIST APPRENTICE	0
ESTABLISHMENT	52,171
ESTHETICIAN	92,280
MANICURIST	110,811
MOBILE UNIT	54
PERSONAL SERVICE PERMIT	133
SCHOOL	258
SPONSOR	46
TOTAL	561,865

RENEWAL AND CONTINUING EDUCATION (CE)	
TYPE	FREQUENCY OF RENEWAL
BARBER*	EVERY 2 YEARS
COSMETOLOGIST*	EVERY 2 YEARS
ELECTROLOGIST*	EVERY 2 YEARS
ESTABLISHMENT*	EVERY 2 YEARS
ESTHETICIAN*	EVERY 2 YEARS
MANICURIST*	EVERY 2 YEARS
MOBILE UNIT *	EVERY 2 YEARS
PERSONAL SERVICE PERMIT*	EVERY 2 YEARS

* There are no continuing education requirements for this license type.

BOARD OF BARBERING AND COSMETOLOGY

EXAMINATION RESULTS

EXAMINATION TITLE	% PASS	% FAIL	TOTAL NUMBER OF CANDIDATES
NATIONAL BARBER THEORY EXAMINATION	31	69	6,212
NATIONAL COSMETOLOGIST THEORY EXAMINATION	43	57	12,317
NATIONAL ELECTROLOGIST THEORY EXAMINATION	56	44	109
NATIONAL ESTHETICIAN THEORY EXAMINATION	62	38	11,962
NATIONAL NAIL TECHNICIAN THEORY EXAMINATION	49	51	7,782

SUMMARY OF ENFORCEMENT ACTIVITY

COMPLAINTS—INTAKE

5,158	RECEIVED
2	CLOSED WITHOUT REFERRAL FOR INVESTIGATION
5,135	REFERRED FOR INVESTIGATION
51	PENDING

CONVICTION/ARREST NOTIFICATION COMPLAINTS

8	RECEIVED
0	CLOSED WITHOUT REFERRAL FOR INVESTIGATION
8	REFERRED FOR INVESTIGATION
0	PENDING

INSPECTIONS

5,707	CONDUCTED
6,385	CITATIONS ISSUED

INVESTIGATIONS

5,143	OPENED
4,005	CLOSED
2,498	PENDING

ENFORCEMENT AGING—COMPLETED INTAKE AND INVESTIGATIONS

2,373	UP TO 90 DAYS
700	91 TO 180 DAYS
649	181 DAYS TO 1 YEAR
222	1 TO 2 YEARS
53	2 TO 3 YEARS
8	OVER 3 YEARS

ENFORCEMENT AGING—COMPLETED INTAKE AND INVESTIGATIONS

3	AVERAGE NUMBER OF DAYS FROM RECEIPT OF COMPLAINT TO ASSIGNMENT OF INVESTIGATOR (START OF INVESTIGATION)
121	AVERAGE NUMBER OF DAYS FOR ALL INVESTIGATION OUTCOMES (FROM START OF INVESTIGATION TO REFERRAL FOR PROSECUTION OR CASE CLOSURE WITHOUT REFERRAL FOR PROSECUTION)
124	AVERAGE NUMBER OF DAYS FROM RECEIPT OF COMPLAINT TO REFERRAL FOR PROSECUTION OR CASE CLOSURE WITHOUT REFERRAL FOR PROSECUTION

CITATIONS AND FINES

611	ISSUED WITHOUT A FINE
5,774	ISSUED WITH A FINE
4,630	WITHDRAWN/DISMISSED/REDUCED
26	AVERAGE NUMBER OF DAYS TO ISSUE A CITATION AND FINE (FROM COMPLAINT RECEIPT/INSPECTION CONDUCTED TO CITATION ISSUED)

TOTAL AMOUNT OF FINES

\$3,535,068.00	ASSESSED
\$785,640.00	WITHDRAWN/DISMISSED/REDUCED
\$2,271,024.09	COLLECTED

CRIMINAL/CIVIL ACTIONS

3	REFERRALS FOR CRIMINAL/CIVIL ACTION
1	CRIMINAL ACTIONS FILED
1	CIVIL ACTIONS FILED

OFFICE OF THE ATTORNEY GENERAL/DISCIPLINARY ACTIONS

75	CASES OPENED/INITIATED
33	CASES CLOSED
70	CASES PENDING

FORMAL ACTIONS FILED/WITHDRAWN/DISMISSED

3	STATEMENT OF ISSUES FILED
45	ACCUSATIONS FILED
0	RESTRAINING/RESTRICTION/SUSPENSION ORDERS GRANTED
1	STATEMENT OF ISSUES WITHDRAWN/DISMISSED
2	ACCUSATIONS WITHDRAWN/DISMISSED
290	AVERAGE NUMBER OF DAYS FROM CLOSURE OF INVESTIGATION TO IMPOSING FORMAL DISCIPLINE

BOARD OF BARBERING AND COSMETOLOGY

ADMINISTRATIVE OUTCOMES/FINAL ORDERS	
1	LICENSE APPLICATIONS DENIED
11	REVOCATION
4	SURRENDER OF LICENSE
13	PROBATION WITH SUSPENSION
0	SUSPENSION ONLY
6	PROBATION ONLY
0	PUBLIC REPRIMAND/PUBLIC REPROVAL/PUBLIC LETTER OF REPRIMAND
0	OTHER DECISIONS
35	TOTAL

ENFORCEMENT AGING—COMPLETED ATTORNEY GENERAL CASES	
2	UP TO 1 YEAR
9	1 TO 2 YEARS
4	2 TO 3 YEARS
18	OVER 3 YEARS
1,136	AVERAGE NUMBER OF DAYS TO IMPOSE DISCIPLINE

PROBATION	
26	PROBATIONS COMPLETED
124	PROBATIONERS PENDING (CLOSE OF FISCAL YEAR)

SUBSEQUENT DISCIPLINE	
0	PROBATIONS REVOKED
1	PROBATIONER'S LICENSE SURRENDERED
0	ADDITIONAL PROBATION ONLY
0	SUSPENSION ONLY ADDED
0	OTHER CONDITIONS ADDED ONLY
0	OTHER PROBATION OUTCOME

PETITION FOR MODIFICATION OR TERMINATION OF PROBATION	
0	GRANTED
0	DENIED

PETITION FOR REINSTATEMENT OF REVOKED LICENSE/REGISTRATION/CERTIFICATION	
1	GRANTED
3	DENIED

COST RECOVERY	
\$95,733.56	ORDERED
\$61,345.13	COLLECTED



BOARD OF BEHAVIORAL SCIENCES

Licenses and regulates marriage and family therapists and associates, clinical social workers and associates, educational psychologists, and professional clinical counselors and associates.

www.bbs.ca.gov

Staff: 63.7 civil servant positions, 1 exempt

Licenses, Registrations, Certificates, and Permits: 137,480

Board Membership: 7 public representatives, 6 licensees

Board Leadership:

Steve Sodergren
Executive Officer

steve.sodergren@dca.ca.gov

Marlon McManus
Assistant Executive Officer

marlon.mcmanus@dca.ca.gov

Laws and Regulations:

Business and Professions Code section 4980–4999.129

California Code of Regulations, title 16, section 1800–1889.3

Sunset Review:

Last review: 2020 | Next review: 2025

BOARD HIGHLIGHTS

RECIPROCITY

While the Board does not have true reciprocity, the Board does allow for license portability through a new licensure-by-credential pathway established by SB 679 (Bates, Chapter 380, Statutes of 2019). This innovative approach provides a streamlined application process for out-of-state licensed marriage and family therapists, licensed clinical social workers, and licensed professional clinical counselors to become licensed in California. To apply for a license under this pathway the following requirements must be met:

- The applicant must hold a license in another U.S. jurisdiction for at least two years.
- The license must be current, as well as active and unrestricted for at least two years immediately before the date an application is submitted to the Board.
- The license must be the highest level for independent clinical practice in that jurisdiction.
- The degree that qualified the applicant for the license is a master's or doctoral degree obtained from a school holding a regional or national institutional accreditation recognized by the U.S. Department of Education, or a school approved by the California Bureau for Private Postsecondary Education.

Additionally, the applicant must take and pass the California Board of Behavioral Sciences' Law and Ethics Examination and complete additional continuing education in specific coursework.

ACCOMPLISHMENTS

Consumer Protection

In April 2023, the Board conducted a survey of licensees and registrants who have experience working for online-only therapy platforms. The survey's purpose was to gain insight into licensee and registrant experience as well as determine whether the recent proliferation of these platforms poses any new public protection concerns that the Board needs to be aware of and potentially address. Over 1,700 licensees and registrants responded.

Communications and Outreach

The Board published three best-practice documents to help licensees and registrants better assess acceptable work settings and conditions for telehealth and to clarify the expectations for all parties utilizing telehealth. The publications provide useful resources to licensees, registrants, and consumers about prevailing industry standards and ethical guidelines.

The Board began using email alerts and the BreZE system's courtesy email notification feature to ensure registrants, licensees, and applicants are aware of important milestones in the licensing process. These notifications include alerts for application approvals, reminders about next steps in the licensure process, and reminders about future expiration dates that may affect their license status.

Board staff worked with the Department of Consumer Affairs' (DCA) Office of Public Affairs to create graphics for regularly scheduled social media posts covering frequently asked questions, new and upcoming law changes, and awareness days related to the mental health profession. Topics of these posts included National School Counseling Week, Mental Health Awareness Month, National Minority Mental Health Awareness Month, National Psychotherapy Day, and National Social Workers Month.

Technological Advancements

Board staff collaborated with DCA's Organizational Improvement Office (OIO) to map out the Board's current processes and to identify possible improvements. This included a review of the licensing application process and the enforcement complaint process. Over two dozen board staff participated in OIO workshops that culminated in 75 current processes at the Board being mapped. Additional maps outlining possible improvements have also been completed. A final report from OIO will be used to pursue process changes to increase efficiencies.

Updates to Licensing

The Board established online transactions for the Supervisor Self-Assessment form, Law and Ethics Re-examination form, and California Licensed Marriage and Family Therapist Clinical Examination form.

The Board entered into a memorandum of understanding with DCA's Business Services Office—Records Imaging Services Unit to assist in the conversion and imaging of licensing records. Digitizing these records will allow for easier access and will reduce the storage and fees associated with archiving files at the State Records Center.

Effective April 1, 2023, the Board successfully finalized regulations that update examination waiting periods for consistency with current practice; add licensed professional clinical counselors to code sections pertaining to ownership, transfer of shares, and naming of professional corporations; delete outdated text pertaining to equivalent accrediting agencies for marriage and family therapist applicants; and specify the accrediting agencies that are acceptable for licensed educational psychologist applicant degree programs.

Diversity, Equity, and Inclusion

Board staff participated in two diversity, equity, and inclusion trainings facilitated by DCA's SOLID Training and Planning Solutions to help create a culture of awareness of implicit bias and how it may impact the decision-making process.

NEW LEGISLATION

AB 232 (Aguilar-Curry, Chapter 640, Statutes of 2023), until January 1, 2026, allows a 30-day temporary practice allowance to qualifying marriage and family therapists, clinical social workers, and professional clinical counselors licensed in another state whose client is visiting California, or is in the process of moving to California.

AB 665 (Carrillo, Chapter 338, Statutes of 2023), beginning July 1, 2024, removes requirements within existing law that a minor who is 12 years of age or older must present a danger of serious physical or mental harm to themselves or others, or be a victim of incest or child abuse, in order to consent to mental health treatment or counseling services without parental consent. Instead, this bill will require the professional providing treatment or counseling to consult with the 12-years-or-older minor before determining whether involving the minor's parent or guardian would be inappropriate.

BOARD OF BEHAVIORAL SCIENCES

LICENSE REQUIREMENTS*

LICENSE REQUIREMENTS	Y/N
CONTINUING EDUCATION/COMPETENCY	Y
DEGREE/PROFESSIONAL SCHOOLING	Y
EXAMINATION	Y
FINGERPRINT REQUIREMENT	Y
QUALIFYING EXPERIENCE (MAY INCLUDE EDUCATION)	Y

* Applicable to specific license types. Refer to the laws and regulations for details.

FEES*

LICENSE TYPE	ACTUAL FEE	STATUTORY LIMIT
ASSOCIATE MARRIAGE AND FAMILY THERAPIST		
APPLICATION FEE	\$150.00	\$300.00
RENEWAL FEE	\$150.00	\$300.00
CALIFORNIA LAW AND ETHICS EXAMINATION	\$150.00	\$300.00
ASSOCIATE SOCIAL WORKER		
APPLICATION FEE	\$150.00	\$300.00
RENEWAL FEE	\$150.00	\$300.00
CALIFORNIA LAW AND ETHICS EXAMINATION	\$150.00	\$300.00
ASSOCIATE PROFESSIONAL CLINICAL COUNSELOR		
APPLICATION FEE	\$150.00	\$300.00
RENEWAL FEE	\$150.00	\$300.00
CALIFORNIA LAW AND ETHICS EXAMINATION	\$150.00	\$300.00
LICENSED MARRIAGE AND FAMILY THERAPIST		
APPLICATION FEE	\$250.00	\$500.00
CLINICAL EXAMINATION FEE	\$250.00	\$500.00
INITIAL LICENSE FEE	\$250.00	\$400.00
RENEWAL FEE	\$200.00	\$400.00
LICENSED CLINICAL SOCIAL WORKER		
APPLICATION FEE	\$250.00	\$500.00
CLINICAL EXAMINATION FEE (NATIONAL)	N/A	N/A
INITIAL LICENSE FEE	\$250.00	\$400.00
RENEWAL FEE	\$200.00	\$400.00
LICENSED PROFESSIONAL CLINICAL COUNSELOR		
APPLICATION FEE	\$250.00	\$500.00
CLINICAL EXAMINATION FEE (NATIONAL)	N/A	N/A
INITIAL LICENSE FEE	\$250.00	\$400.00
RENEWAL FEE	\$200.00	\$400.00

LICENSE TYPE	ACTUAL FEE	STATUTORY LIMIT
LICENSED EDUCATIONAL PSYCHOLOGIST		
APPLICATION FEE	\$250.00	\$500.00
CLINICAL EXAMINATION FEE (NATIONAL)	\$250.00	\$500.00
INITIAL LICENSE FEE	\$250.00	\$400.00
RENEWAL FEE	\$200.00	\$400.00

* Additional fees may be required. Refer to the laws and regulations for details.

SUMMARY OF LICENSING ACTIVITY

INITIAL LICENSES/REGISTRATIONS/CERTIFICATES/PERMITS			
TYPE	APPLICATIONS RECEIVED	ISSUED	RENEWED
ASSOCIATE CLINICAL SOCIAL WORKER REGISTRATION	4,490	4,608	11,617
ASSOCIATE MARRIAGE AND FAMILY THERAPIST REGISTRATION	4,575	4,336	10,248
ASSOCIATE PROFESSIONAL CLINICAL COUNSELOR REGISTRATION	1,684	1,640	3,179
LICENSED CLINICAL SOCIAL WORKER LICENSE	2,759	2,715	16,311
LICENSED EDUCATIONAL PSYCHOLOGIST LICENSE	191	117	863
LICENSED MARRIAGE AND FAMILY THERAPIST LICENSE	2,566	2,407	23,585
LICENSED PROFESSIONAL CLINICAL COUNSELOR LICENSE	777	719	1,309
TOTAL	17,042	16,542	67,112

LICENSING POPULATION BY TYPE	
TYPE	LICENSES/REGISTRATIONS/CERTIFICATES/PERMITS
ASSOCIATE CLINICAL SOCIAL WORKER	18,481
ASSOCIATE MARRIAGE AND FAMILY THERAPIST	15,551
ASSOCIATE PROFESSIONAL CLINICAL COUNSELOR	6,673
LICENSED CLINICAL SOCIAL WORKER	37,235
LICENSED EDUCATIONAL PSYCHOLOGIST	2,185
LICENSED MARRIAGE AND FAMILY THERAPIST	53,362
LICENSED PROFESSIONAL CLINICAL COUNSELOR	3,993
TOTAL	137,480

BOARD OF BEHAVIORAL SCIENCES

RENEWAL AND CONTINUING EDUCATION (CE)

TYPE	FREQUENCY OF RENEWAL	NUMBER OF CE HOURS REQUIRED EACH CYCLE
ASSOCIATE CLINICAL SOCIAL WORKER	EVERY YEAR	N/A
ASSOCIATE MARRIAGE AND FAMILY THERAPIST	EVERY YEAR	N/A
ASSOCIATE PROFESSIONAL CLINICAL COUNSELOR	EVERY YEAR	N/A
LICENSED CLINICAL SOCIAL WORKER	EVERY 2 YEARS	36
LICENSED EDUCATIONAL PSYCHOLOGIST	EVERY 2 YEARS	36
LICENSED MARRIAGE AND FAMILY THERAPIST	EVERY 2 YEARS	36
LICENSED PROFESSIONAL CLINICAL COUNSELOR	EVERY 2 YEARS	36

EXAMINATION RESULTS

EXAMINATION TITLE	% PASS	% FAIL	TOTAL NUMBER OF CANDIDATES
LICENSED CLINICAL SOCIAL WORKER ASSOCIATION OF SOCIAL WORK BOARDS CLINICAL EXAMINATION	76	24	3,563
LICENSED CLINICAL SOCIAL WORKER CALIFORNIA LAW AND ETHICS EXAMINATION	71	29	5,097
LICENSED MARRIAGE AND FAMILY THERAPIST CALIFORNIA LAW AND ETHICS EXAMINATION	81	19	4,478
LICENSED MARRIAGE AND FAMILY THERAPIST CLINICAL EXAMINATION	82	18	3,248
LICENSED EDUCATIONAL PSYCHOLOGIST STANDARD WRITTEN EXAMINATION	64	36	198
LICENSED PROFESSIONAL CLINICAL COUNSELOR CALIFORNIA LAW AND ETHICS EXAMINATION	70	30	1,799
LICENSED PROFESSIONAL CLINICAL COUNSELOR NCMHCE* EXAMINATION	77	23	603

* National Clinical Mental Health Counseling Examination

SUMMARY OF ENFORCEMENT ACTIVITY

COMPLAINTS—INTAKE

1,926	RECEIVED
693	CLOSED WITHOUT REFERRAL FOR INVESTIGATION
1,247	REFERRED FOR INVESTIGATION
3	PENDING

CONVICTION/ARREST NOTIFICATION COMPLAINTS

1,001	RECEIVED
0	CLOSED WITHOUT REFERRAL FOR INVESTIGATION
1,009	REFERRED FOR INVESTIGATION
4	PENDING

INVESTIGATIONS

2,256	OPENED
2,286	CLOSED
442	PENDING

ENFORCEMENT AGING—COMPLETED INTAKE AND INVESTIGATIONS

1,902	UP TO 90 DAYS
276	91 TO 180 DAYS
75	181 DAYS TO 1 YEAR
29	1 TO 2 YEARS
4	2 TO 3 YEARS
0	OVER 3 YEARS
4	AVERAGE NUMBER OF DAYS FROM RECEIPT OF COMPLAINT TO ASSIGNMENT OF INVESTIGATOR (START OF INVESTIGATION)
53	AVERAGE NUMBER OF DAYS FOR ALL INVESTIGATION OUTCOMES (FROM START INVESTIGATION TO REFERRAL FOR PROSECUTION OR CASE CLOSURE WITHOUT REFERRAL FOR PROSECUTION)
56	AVERAGE NUMBER OF DAYS TO FROM RECEIPT OF COMPLAINT TO REFERRAL FOR PROSECUTION OR CASE CLOSURE WITHOUT REFERRAL FOR PROSECUTION

CITATIONS AND FINES

0	ISSUED WITHOUT A FINE
15	ISSUED WITH A FINE
4	WITHDRAWN/DISMISSED/REDUCED
381	AVERAGE NUMBER OF DAYS TO ISSUE A CITATION AND FINE (FROM COMPLAINT RECEIPT/INSPECTION CONDUCTED TO CITATION ISSUED)

BOARD OF BEHAVIORAL SCIENCES

TOTAL AMOUNT OF FINES	
\$26,250.00	ASSESSED
\$7,750.00	WITHDRAWN/DISMISSED/REDUCED
\$15,000.00	COLLECTED

CRIMINAL/CIVIL ACTIONS	
0	REFERRALS FOR CRIMINAL/CIVIL ACTION
0	CRIMINAL ACTIONS FILED
0	CIVIL ACTIONS FILED

OFFICE OF THE ATTORNEY GENERAL/DISCIPLINARY ACTIONS	
108	CASES OPENED/INITIATED
51	CASES CLOSED
76	CASES PENDING

FORMAL ACTIONS FILED/WITHDRAWN/DISMISSED	
18	STATEMENT OF ISSUES FILED
54	ACCUSATIONS FILED
3	RESTRAINING/RESTRICTION/SUSPENSION ORDERS GRANTED
0	STATEMENT OF ISSUES WITHDRAWN/DISMISSED
1	ACCUSATIONS WITHDRAWN/DISMISSED
261	AVERAGE NUMBER OF DAYS FROM CLOSURE OF INVESTIGATION TO IMPOSING FORMAL DISCIPLINE

ADMINISTRATIVE OUTCOMES/FINAL ORDERS	
0	LICENSE APPLICATIONS DENIED
18	REVOCATION
23	SURRENDER OF LICENSE
0	PROBATION WITH SUSPENSION
0	SUSPENSION ONLY
26	PROBATION ONLY
1	PUBLIC REPRIMAND/PUBLIC REPROVAL/PUBLIC LETTER OF REPRIMAND
0	OTHER DECISIONS
68	TOTAL

ENFORCEMENT AGING—COMPLETED ATTORNEY GENERAL CASES	
29	UP TO 1 YEAR
14	1 TO 2 YEARS
6	2 TO 3 YEARS
2	OVER 3 YEARS
441	AVERAGE NUMBER OF DAYS TO IMPOSE DISCIPLINE

PROBATION	
24	PROBATIONS COMPLETED
106	PROBATIONERS PENDING (CLOSE OF FISCAL YEAR)

SUBSEQUENT DISCIPLINE	
0	PROBATIONS REVOKED
0	PROBATIONER'S LICENSE SURRENDERED
5	ADDITIONAL PROBATION ONLY
0	SUSPENSION ONLY ADDED
0	OTHER CONDITIONS ADDED ONLY
0	OTHER PROBATION OUTCOME

PETITION FOR MODIFICATION OR TERMINATION OF PROBATION	
13	GRANTED
7	DENIED

PETITION FOR REINSTATEMENT OF REVOKED LICENSE/REGISTRATION/CERTIFICATION	
1	GRANTED
0	DENIED

COST RECOVERY	
\$45,832.88	ORDERED
\$13,840.00	COLLECTED



C E M E T E R Y & F U N E R A L
B U R E A U

CEMETERY AND FUNERAL BUREAU

Licenses and regulates funeral establishments and funeral directors; embalmers and apprentices; cemetery brokers, salespersons, and managers; cremated remains disposers, crematories, hydrolysis facilities, and crematory managers; and privately owned cemeteries in California.

www.cfb.ca.gov

Staff: 25.5 civil servant positions, 1 exempt

Licenses, Registrations, Certificates, and Permits: 11,315

Advisory Committee Membership: 3 public representatives, 4 licensees

Bureau Leadership:

Gina Sanchez
Chief

Sandra Patterson
Deputy Chief

gina.sanchez@dca.ca.gov sandra.patterson@dca.ca.gov

Laws and Regulations:

Business and Professions Code section 7600–7746

California Code of Regulations, title 16, section 1200–1291

California Code of Regulations, title 16, section 2300–2390

Health and Safety Code section 7000–9677, section 102100–103800

Government Code section 27460–27530

Welfare and Institutions Code section 11150–11160, section 12150–12156, section 17400–17410

Sunset Review:

Last review: 2019 | Next review: 2024

BUREAU HIGHLIGHTS

RECIPROCITY

The Bureau does not have reciprocity.

ACCOMPLISHMENTS

Technological Advancements

In May 2023, the Bureau released its first online application through its new software platform, CFB Connect. CFB Connect will improve access and processing of applications, renewals, and mandated licensee reports. This business modernization effort will provide licensees the ability to better manage their licenses and allow consumers to easily file complaints and track their status. In addition, staff will have improved access to statistical data, thereby increasing accuracy and productivity.

Consumer Protection

The Bureau's Audit Unit conducted 277 reviews of audited trust fund reports and remediated over \$2.6 million in mismanaged or untrusted funds. Additionally, as a result of AB 293 (Kalra, Chapter 514, Statutes of 2021), the Bureau is recruiting two permanent auditors to oversee the over \$700 million in consumer funds held in funeral preneed trust funds.

Communications and Outreach

The Bureau participated in multiple outreach events, providing opportunities to inform stakeholders of the regulation of the profession and its mission of consumer protection. These events included:

CEMETERY AND FUNERAL BUREAU

- Presenting as a panel member for Assemblymember Marc Berman's consumer event on end-of-life planning.
- Serving as guest lecturer for the American River College Mortuary Program.
- Touring the licensed reduction facilities in Washington to assist the Bureau in preparing regulations for this new disposition.
- Attending the North America Death Care Regulators Association meeting.
- Attending both annual California association meetings to provide an update on Bureau activities as well as legislative and regulatory changes.

The Bureau also revised and updated its "Consumer Guide to Funeral and Cemetery Purchases." The guide now includes information regarding hydrolysis, a newly implemented form of final disposition, and has also been updated for clarity, validity, and improved readability for the consumer.

Updates to Regulations

On February 9, 2023, the Bureau implemented AB 293 with the approval of regulations that establish procedures for funeral establishments to refund or escheat consumer preneed funeral funds that are not claimed upon the beneficiary's death and how to inform beneficiaries upon the cessation of business.

NEW LEGISLATION

AB 1560 (Flora, Chapter 206, Statutes of 2023) permits the new owner of a crematory to submit an application to the Bureau to assign a crematory license, so long as the application is submitted at least 30 days before the change of ownership and the new owner pays the appropriate application fee of \$750. Once the crematory sale is final, this bill will require the new owner to submit to the Bureau: (1) a copy of the final sales agreement within 10 days of the sale; and (2) within 60 days of the sale, proof that any required permit to operate the crematory has been issued by a local air pollution control district. The bill will also require the Bureau to approve or disapprove the new owner's application. The application evaluation may be finalized by the Bureau prior to the date of the final sale.

LICENSE REQUIREMENTS*

LICENSE REQUIREMENTS	Y/N
CONTINUING EDUCATION/COMPETENCY	N
DEGREE/PROFESSIONAL SCHOOLING	Y
EXAMINATION	Y
FINGERPRINT REQUIREMENT	Y
QUALIFYING EXPERIENCE (MAY INCLUDE EDUCATION)	Y

* Applicable to specific license types. Refer to the laws and regulations for details.

FEES

LICENSE TYPE	ACTUAL FEE	STATUTORY LIMIT
APPRENTICE EMBALMER		
REGISTRATION FEE	\$60.00	\$60.00
CEMETERY BRANCH BROKER		
LICENSE FEE	\$100.00	\$100.00
RENEWAL FEE	\$100.00	\$100.00
CEMETERY BROKER		
APPLICATION/ CEMETERY BROKER EXAMINATION/LICENSE FEE	\$400.00	\$400.00
RENEWAL FEE	\$300.00	\$300.00
CEMETERY BRANCH ADDITIONAL		
LICENSE FEE	\$400.00	\$400.00
RENEWAL FEE	\$100.00	\$100.00
CEMETERY MANAGER		
LICENSE FEE	\$80.00	\$100.00
CEMETERY MANAGER WRITTEN EXAMINATION FEE	\$800.00	\$900.00
TOTAL INITIAL LICENSE FEE	\$880.00	\$600.00
RENEWAL FEE	\$80.00	\$100.00
CEMETERY SALESPERSON		
LICENSE FEE	\$30.00	\$30.00
RENEWAL FEE	\$25.00	\$25.00
CERTIFICATE OF AUTHORITY (CEMETERY)		
APPLICATION/LICENSE FEE	\$400.00	\$400.00
RENEWAL FEE	\$400.00	\$400.00
CREMATED REMAINS DISPOSER		
REGISTRATION FEE	\$100.00	\$100.00
RENEWAL FEE	\$50.00	\$50.00
CREMATORY		
APPLICATION/LICENSE FEE	\$400.00	\$400.00

CEMETERY AND FUNERAL BUREAU

LICENSE TYPE	ACTUAL FEE	STATUTORY LIMIT
RENEWAL FEE	\$400.00	\$400.00
CREMATORY MANAGER		
LICENSE FEE	\$80.00	\$100.00
CREMATORY MANAGER WRITTEN EXAMINATION FEE	\$450.00	\$500.00
TOTAL INITIAL LICENSE FEE	\$530.00	\$600.00
RENEWAL FEE	\$80.00	\$100.00
EMBALMER		
APPLICATION/ EMBALMER CALIFORNIA EXAMINATION/LICENSE FEE	\$150.00	\$150.00
RENEWAL FEE	\$100.00	\$125.00
FUNERAL DIRECTOR		
LICENSE FEE	\$200.00	\$200.00
FUNERAL DIRECTOR WRITTEN EXAMINATION FEE	\$100.00	\$100.00
TOTAL INITIAL LICENSE FEE	\$300.00	\$300.00
RENEWAL FEE	\$200.00	\$200.00
FUNERAL ESTABLISHMENT		
APPLICATION/LICENSE FEE	\$400.00	\$400.00
RENEWAL FEE	\$400.00	\$400.00
HYDROLYSIS FACILITY		
APPLICATION/LICENSE FEE	\$900.00	\$900.00
RENEWAL FEE	\$900.00	\$900.00

SUMMARY OF LICENSING ACTIVITY

INITIAL LICENSES/REGISTRATIONS/CERTIFICATES/PERMITS			
TYPE	APPLICATIONS RECEIVED	ISSUED	RENEWED
APPRENTICE EMBALMER CERTIFICATE OF REGISTRATION*	87	70	N/A
CEMETERY BRANCH BROKER LICENSE	4	1	63
CEMETERY BROKER/ADDITIONAL BROKER LICENSE	33	23	186
CEMETERY MANAGER LICENSE	39	13	287
CEMETERY SALESPERSON LICENSE	1,008	644	3,466
CERTIFICATE OF AUTHORITY TO OPERATE A CEMETERY	9	10	186
CREMATED REMAINS DISPOSER REGISTRATION	29	30	123

INITIAL LICENSES/REGISTRATIONS/CERTIFICATES/PERMITS			
CREMATORY LICENSE	17	24	215
CREMATORY MANAGER LICENSE	71	56	456
EMBALMER LICENSE	70	46	1,332
FUNERAL DIRECTOR LICENSE	274	96	2,100
FUNERAL ESTABLISHMENT LICENSE	32	21	1,043
HYDROLYSIS FACILITY LICENSE	1	0	1
TOTAL	1,674	1,034	9,458

* Pursuant to Business and Professions Code section 7664, the certificate of apprenticeship may not be renewed. Certificate expires when the holder has been issued a license as an embalmer, or six years from the date of registration, whichever occurs first.

LICENSING POPULATION BY TYPE	
TYPE	LICENSES/REGISTRATIONS/CERTIFICATES/PERMITS*
APPRENTICE EMBALMER	332
CEMETERY BRANCH BROKER	59
CEMETERY BROKER/ADDITIONAL BROKER	204
CEMETERY MANAGER	301
CEMETERY SALESPERSON	4,563
CERTIFICATE OF AUTHORITY (CEMETERY)	192
CREMATED REMAINS DISPOSER	176
CREMATORY	230
CREMATORY MANAGER	535
EMBALMER	1,422
FUNERAL DIRECTOR	2,211
FUNERAL ESTABLISHMENT	1,089
HYDROLYSIS FACILITY	1
TOTAL	11,315

RENEWAL AND CONTINUING EDUCATION (CE)	
TYPE	FREQUENCY OF RENEWAL
CEMETERY BRANCH BROKER*	EVERY YEAR
CEMETERY BROKER/ADDITIONAL BROKER*	EVERY YEAR
CEMETERY MANAGER*	EVERY YEAR
CEMETERY SALESPERSON*	EVERY YEAR
CERTIFICATE OF AUTHORITY (CEMETERY)*	EVERY YEAR
CREMATED REMAINS DISPOSER*	EVERY YEAR
CREMATORY*	EVERY YEAR
CREMATORY MANAGER*	EVERY YEAR
EMBALMER*	EVERY YEAR

CEMETERY AND FUNERAL BUREAU

RENEWAL AND CONTINUING EDUCATION (CE)

FUNERAL DIRECTOR*	EVERY YEAR
FUNERAL ESTABLISHMENT*	EVERY YEAR
HYDROLYSIS FACILITY*	EVERY YEAR

* There are no continuing education requirements for this license type.

EXAMINATION RESULTS

EXAMINATION TITLE	% PASS	% FAIL	TOTAL NUMBER OF CANDIDATES
CEMETERY BROKER WRITTEN EXAMINATION	52	48	23
CEMETERY MANAGER WRITTEN EXAMINATION	48	52	31
CREMATORY MANAGER WRITTEN EXAMINATION	92	8	61
EMBALMER CALIFORNIA LAW EXAMINATION	93	7	60
FUNERAL DIRECTOR WRITTEN EXAMINATION	43	57	221

SUMMARY OF ENFORCEMENT ACTIVITY

COMPLAINTS—INTAKE

999	RECEIVED
0	CLOSED WITHOUT REFERRAL FOR INVESTIGATION
999	REFERRED FOR INVESTIGATION
9	PENDING

CONVICTION/ARREST NOTIFICATION COMPLAINTS

4	RECEIVED
0	CLOSED WITHOUT REFERRAL FOR INVESTIGATION
4	REFERRED FOR INVESTIGATION
0	PENDING

INSPECTIONS

1,191	CONDUCTED
95	CITATIONS ISSUED

INVESTIGATIONS

1,003	OPENED
1,001	CLOSED
260	PENDING

ENFORCEMENT AGING—COMPLETED INTAKE AND INVESTIGATIONS

558	UP TO 90 DAYS
233	91 TO 180 DAYS
198	181 DAYS TO 1 YEAR
11	1 TO 2 YEARS
0	2 TO 3 YEARS
1	OVER 3 YEARS
6	AVERAGE NUMBER OF DAYS FROM RECEIPT OF COMPLAINT TO ASSIGNMENT OF INVESTIGATOR (START OF INVESTIGATION)
98	AVERAGE NUMBER OF DAYS FOR ALL INVESTIGATION OUTCOMES (FROM START OF INVESTIGATION TO REFERRAL FOR PROSECUTION OR CASE CLOSURE WITHOUT REFERRAL FOR PROSECUTION)
95	AVERAGE NUMBER OF DAYS FROM RECEIPT OF COMPLAINT TO REFERRAL FOR PROSECUTION OR CASE CLOSURE WITHOUT REFERRAL FOR PROSECUTION

CITATIONS AND FINES

2	ISSUED WITHOUT A FINE
226	ISSUED WITH A FINE
8	WITHDRAWN/DISMISSED/REDUCED
86	AVERAGE NUMBER OF DAYS TO ISSUE A CITATION AND FINE (FROM COMPLAINT RECEIPT/INSPECTION CONDUCTED TO CITATION ISSUED)

TOTAL AMOUNT OF FINES

\$98,851.00	ASSESSED
\$4,050.00	WITHDRAWN/DISMISSED/REDUCED
\$96,551.00	COLLECTED

CRIMINAL/CIVIL ACTIONS

0	REFERRALS FOR CRIMINAL/CIVIL ACTION
0	CRIMINAL ACTIONS FILED
0	CIVIL ACTIONS FILED

OFFICE OF THE ATTORNEY GENERAL/DISCIPLINARY ACTIONS

10	CASES OPENED/INITIATED
7	CASES CLOSED
13	CASES PENDING

CEMETERY AND FUNERAL BUREAU

FORMAL ACTIONS FILED/WITHDRAWN/DISMISSED

1	STATEMENT OF ISSUES FILED
6	ACCUSATIONS FILED
1	RESTRAINING/RESTRICTION/SUSPENSION ORDERS GRANTED
0	STATEMENT OF ISSUES WITHDRAWN/DISMISSED
0	ACCUSATIONS WITHDRAWN/DISMISSED
424	AVERAGE NUMBER OF DAYS FROM CLOSURE OF INVESTIGATION TO IMPOSING FORMAL DISCIPLINE

ADMINISTRATIVE OUTCOMES/FINAL ORDERS

2	LICENSE APPLICATIONS DENIED
4	REVOCATION
2	SURRENDER OF LICENSE
0	PROBATION WITH SUSPENSION
0	SUSPENSION ONLY
10	PROBATION ONLY
0	PUBLIC REPRIMAND/PUBLIC REPROVAL/PUBLIC LETTER OF REPRIMAND
0	OTHER DECISIONS
18	TOTAL

ENFORCEMENT AGING—COMPLETED ATTORNEY GENERAL CASES

1	UP TO 1 YEAR
3	1 TO 2 YEARS
2	2 TO 3 YEARS
1	OVER 3 YEARS
760	AVERAGE NUMBER OF DAYS TO IMPOSE DISCIPLINE

PROBATION

2	PROBATIONS COMPLETED
14	PROBATIONERS PENDING (CLOSE OF FISCAL YEAR)

SUBSEQUENT DISCIPLINE

3	PROBATIONS REVOKED
0	PROBATIONER'S LICENSE SURRENDERED
0	ADDITIONAL PROBATION ONLY
0	SUSPENSION ONLY ADDED
0	OTHER CONDITIONS ADDED ONLY
1	OTHER PROBATION OUTCOME

PETITION FOR MODIFICATION OR TERMINATION OF PROBATION

0	GRANTED
0	DENIED

PETITION FOR REINSTATEMENT OF REVOKED LICENSE/REGISTRATION/CERTIFICATION

1	GRANTED
0	DENIED

COST RECOVERY

\$53,880.72	ORDERED
\$22,386.62	COLLECTED

RESTITUTION TO CONSUMERS/REFUNDS/SAVINGS

\$0.00	RESTITUTION ORDERED
\$29,502.75	AMOUNT REFUNDED
\$12.00	REWORK AT NO CHARGE
\$0.00	ADJUSTMENTS/RETURNS/EXCHANGES
\$29,514.75	TOTAL SAVINGS ACHIEVED FOR CONSUMERS



BOARD OF CHIROPRACTIC EXAMINERS

Licenses and regulates chiropractors. Registers and certifies chiropractic corporations, referral services, and satellite offices.

www.chiro.ca.gov

Staff: 17.8 civil servant positions, 1 exempt

Licenses, Registrations, Certificates, and Permits: 18,403

Board Membership: 2 public representatives, 5 licensees

Board Leadership:

Kristin Walker	Tammi Pitto
<i>Executive Officer</i>	<i>Assistant Executive Officer</i>
kristin.walker@dca.ca.gov	tammi.pitto@dca.ca.gov

Laws and Regulations:

Chiropractic Initiative Act of California, Business and Professions Code section 1000–1058

California Code of Regulations, title 16, section 301–390.6

Sunset Review:

Last review: 2022 | Next review: 2026

BOARD HIGHLIGHTS

RECIPROCITY

The Board does not have reciprocity.

ACCOMPLISHMENTS

Strategic Plan

The Board adopted a new strategic plan for 2022–2026 at its October 27, 2022, meeting. This new plan focuses on protecting the consumer through improvements to the Board’s continuing education and enforcement regulations, minimizing barriers to licensure by reviewing reciprocity requirements, ensuring the Board’s long-term financial stability, and increasing efficiency in the Board’s rulemaking processes.

The strategic plan also supports the Board’s ongoing efforts to collaborate with consumers, licensees, other agencies, and stakeholders; modernize its licensing and enforcement processes; and maintain an effective organization through the professional development of staff, efficient utilization of resources, and exemplary public service.

New Licensing Committee

The Board established a new Licensing Committee focused on proposing policies, regulations, and standards regarding chiropractic colleges, applicants, and licensees. Under the leadership of Committee Chair Pamela Daniels, D.C., the committee held four meetings and provided recommendations to the Board regarding chiropractic education accreditation standards, a new chiropractic college application by Keiser University College of Chiropractic Medicine, and chiropractic college regulations.

BOARD OF CHIROPRACTIC EXAMINERS

Updates to Regulations

The Board reestablished quarterly committee meetings in fall 2022 focused on addressing a backlog of pending regulatory proposals. The Board held 16 committee meetings and approved proposed regulatory text to amend the continuing education requirements and course approval process; implement Senate Bill 1434 (Roth, Chapter 623, Statutes of 2022); establish a mandatory penalty of revocation for sexual contact with a patient or registered sex offenders; expand the reporting of actions against licensees to the Board; and repeal an obsolete provision in the licensing regulations. The Board plans to complete the rulemaking process for these regulations and address its remaining pending regulatory proposals in fiscal year 2023–24.

Communications and Outreach

The Board increased its outreach to students, licensees, chiropractic colleges and associations, and continuing education providers by conducting presentations and listening sessions to collaborate and engage with these stakeholders and allow for the sharing of feedback and suggestions.

The Board also developed a comprehensive outreach plan to improve communication with stakeholders, build an interactive social media presence, and update the Board's website. The Board expects to implement this plan throughout 2023–24.

Technological Advancements

The Board continued to collaborate with DCA's Office of Information Services; the Acupuncture Board; the Board for Professional Engineers, Land Surveyors, and Geologists; and the Bureau for Private Postsecondary Education on the development and implementation of a modern application, licensing, and enforcement system known as Connect.

In August 2022, the Board implemented the Department of Health Care Access and Information (HCAI) health workforce survey for licensees to complete during the license renewal process. Through a software release in February 2023, the Board enhanced the applicant and licensee dashboards, provided the ability for users to store continuing education records, and added a list of links, resources, and direct contact information for each of the Board's programs. In June 2023, the Board implemented temporary licenses and satellite certificates for military spouses and partners as required by Assembly Bill 107 (Salas, Chapter 693, Statutes of 2021).

Future project phases in 2023–24 will be focused on the implementation of continuing education application and

approval processes and additional enhancements to the user experience for consumers, applicants, and licensees.

Board Leadership

Tammi Pitto was selected as the new assistant executive officer effective June 1, 2023. Pitto has over 14 years of experience with the Board and previously held roles in licensing and enforcement.

NEW LEGISLATION

There was no enacted legislation solely related to the Board.

LICENSE REQUIREMENTS*

LICENSE REQUIREMENTS	Y/N
CONTINUING EDUCATION/COMPETENCY	Y
DEGREE/PROFESSIONAL SCHOOLING	Y
EXAMINATION	Y
FINGERPRINT REQUIREMENT	Y
QUALIFYING EXPERIENCE (MAY INCLUDE EDUCATION)	N

* Applicable to specific license types. Refer to the laws and regulations for details.

FEES*

LICENSE TYPE	ACTUAL FEE	STATUTORY LIMIT
CHIROPRACTIC CORPORATION		
CORPORATION REGISTRATION APPLICATION	\$171.00	\$171.00
CORPORATION SPECIAL REPORT FILING	\$98.00	\$98.00
CORPORATION RENEWAL FILING	\$62.00	\$62.00
CORPORATION DUPLICATE CERTIFICATE	\$70.00	\$70.00
CONTINUING EDUCATION PROVIDERS		
CONTINUING EDUCATION PROVIDER RENEWAL	\$118.00	\$118.00
CONTINUING EDUCATION PROVIDER APPLICATION	\$291.00	\$291.00
CONTINUING EDUCATION COURSE APPLICATION	\$116.00 per hour of instruction	\$116.00 per hour of instruction
DOCTOR OF CHIROPRACTIC		
INITIAL LICENSE	\$137.00	\$137.00
LICENSE APPLICATION FEE	\$345.00	\$345.00
LICENSE CERTIFICATION/OUT-OF-STATE LICENSE VERIFICATION	\$83.00	\$83.00
LICENSE RENEWAL	\$336.00	\$500.00
LICENSE REPLACEMENT	\$71.00	\$71.00

BOARD OF CHIROPRACTIC EXAMINERS

LICENSE TYPE	ACTUAL FEE	STATUTORY LIMIT
PETITION FOR EARLY TERMINATION OF PROBATION OR REDUCTION OF PENALTY	\$3,195.00	\$3,195.00
PETITION FOR REINSTATEMENT OF REVOKED LICENSE	\$4,185.00	\$4,185.00
PRECEPTOR	\$72.00	\$72.00
RECIPROCAL LICENSE APPLICATION	\$283.00	\$283.00
REFERRAL SERVICES		
REFERRAL SERVICES APPLICATION	\$279.00	\$279.00
RESTORATION OF LICENSE	\$672.00	\$1,000.00
SATELLITE OFFICES		
SATELLITE CERTIFICATE APPLICATION	\$69.00	\$69.00
SATELLITE CERTIFICATE RENEWAL	\$50.00	\$50.00
SATELLITE CERTIFICATE REPLACEMENT	\$71.00	\$71.00

* Additional fees may be required. Refer to the laws and regulations for details. There is no statutory limit on the Board's fees.

SUMMARY OF LICENSING ACTIVITY

INITIAL LICENSES/REGISTRATIONS/CERTIFICATES/PERMITS			
TYPE	APPLICATIONS RECEIVED	ISSUED	RENEWED
CHIROPRACTIC CORPORATION CERTIFICATE	129	113	1,213
DOCTOR OF CHIROPRACTIC LICENSE	384	370	11,703
REFERRAL SERVICES REGISTRATION*	N/A	N/A	N/A
SATELLITE OFFICES (BCE) CERTIFICATE	1,736	1,637	3,152
TOTAL	2,249	2,120	16,068

* Referral Services do not require renewal.

LICENSING POPULATION BY TYPE	
TYPE	LICENSES/REGISTRATIONS/CERTIFICATES/PERMITS
CHIROPRACTIC CORPORATION	1,378
DOCTOR OF CHIROPRACTIC	12,162
REFERRAL SERVICES	30
SATELLITE OFFICES (BCE)	4,833
TOTAL	18,403

RENEWAL AND CONTINUING EDUCATION (CE)		
TYPE	FREQUENCY OF RENEWAL	NUMBER OF CE HOURS REQUIRED EACH CYCLE
CHIROPRACTIC CORPORATION	N/A	N/A
DOCTOR OF CHIROPRACTIC	N/A	24
REFERRAL SERVICES	N/A	N/A

RENEWAL AND CONTINUING EDUCATION (CE)		
TYPE	FREQUENCY OF RENEWAL	NUMBER OF CE HOURS REQUIRED EACH CYCLE
SATELLITE OFFICES (BCE)	N/A	N/A

EXAMINATION RESULTS			
EXAMINATION TITLE	% PASS	% FAIL	TOTAL NUMBER OF CANDIDATES
CALIFORNIA CHIROPRACTIC LAW EXAMINATION	84	16	451

SUMMARY OF ENFORCEMENT ACTIVITY

COMPLAINTS—INTAKE	
434	RECEIVED
78	CLOSED WITHOUT REFERRAL FOR INVESTIGATION
350	REFERRED FOR INVESTIGATION
6	PENDING

CONVICTION/ARREST NOTIFICATION COMPLAINTS	
52	RECEIVED
2	CLOSED WITHOUT REFERRAL FOR INVESTIGATION
50	REFERRED FOR INVESTIGATION
0	PENDING

INVESTIGATIONS	
400	OPENED
317	CLOSED
511	PENDING

ENFORCEMENT AGING—COMPLETED INTAKE AND INVESTIGATIONS	
75	UP TO 90 DAYS
59	91 TO 180 DAYS
53	181 DAYS TO 1 YEAR
97	1 TO 2 YEARS
21	2 TO 3 YEARS
12	OVER 3 YEARS
5	AVERAGE NUMBER OF DAYS FROM RECEIPT OF COMPLAINT TO ASSIGNMENT OF INVESTIGATOR (START OF INVESTIGATION)
338	AVERAGE NUMBER OF DAYS FOR ALL INVESTIGATION OUTCOMES (FROM START OF INVESTIGATION TO REFERRAL FOR PROSECUTION OR CASE CLOSURE WITHOUT REFERRAL FOR PROSECUTION)
343	AVERAGE NUMBER OF DAYS FROM RECEIPT OF COMPLAINT TO REFERRAL FOR PROSECUTION OR CASE CLOSURE WITHOUT REFERRAL FOR PROSECUTION

BOARD OF CHIROPRACTIC EXAMINERS

CITATIONS AND FINES	
0	ISSUED WITHOUT A FINE
10	ISSUED WITH A FINE
4	WITHDRAWN/DISMISSED/REDUCED
743	AVERAGE NUMBER OF DAYS TO ISSUE A CITATION AND FINE (FROM COMPLAINT RECEIPT/INSPECTION CONDUCTED TO CITATION ISSUED)

TOTAL AMOUNT OF FINES	
\$21,000.00	ASSESSED
\$7,000.00	WITHDRAWN/DISMISSED/REDUCED
\$49,594.36	COLLECTED

CRIMINAL/CIVIL ACTIONS	
8	REFERRALS FOR CRIMINAL/CIVIL ACTION
0	CRIMINAL ACTIONS FILED
0	CIVIL ACTIONS FILED

OFFICE OF THE ATTORNEY GENERAL/DISCIPLINARY ACTIONS	
18	CASES OPENED/INITIATED
37	CASES CLOSED
61	CASES PENDING

FORMAL ACTIONS FILED/WITHDRAWN/DISMISSED	
1	STATEMENT OF ISSUES FILED
22	ACCUSATIONS FILED
2	RESTRAINING/RESTRICTION/SUSPENSION ORDERS GRANTED
0	STATEMENT OF ISSUES WITHDRAWN/DISMISSED
3	ACCUSATIONS WITHDRAWN/DISMISSED
493	AVERAGE NUMBER OF DAYS FROM CLOSURE OF INVESTIGATION TO IMPOSING FORMAL DISCIPLINE

ADMINISTRATIVE OUTCOMES/FINAL ORDERS	
0	LICENSE APPLICATIONS DENIED
5	REVOCATION
7	SURRENDER OF LICENSE
2	PROBATION WITH SUSPENSION
0	SUSPENSION ONLY
22	PROBATION ONLY
1	PUBLIC REPRIMAND/PUBLIC REPROVAL/PUBLIC LETTER OF REPRIMAND
0	OTHER DECISIONS
37	TOTAL

ENFORCEMENT AGING—COMPLETED ATTORNEY GENERAL CASES	
7	UP TO 1 YEAR
4	1 TO 2 YEARS
7	2 TO 3 YEARS
19	OVER 3 YEARS
1,034	AVERAGE NUMBER OF DAYS TO IMPOSE DISCIPLINE

PROBATION	
7	PROBATIONS COMPLETED
73	PROBATIONERS PENDING (CLOSE OF FISCAL YEAR)

SUBSEQUENT DISCIPLINE	
1	PROBATIONS REVOKED
2	PROBATIONER'S LICENSE SURRENDERED
1	ADDITIONAL PROBATION ONLY
0	SUSPENSION ONLY ADDED
0	OTHER CONDITIONS ADDED ONLY
0	OTHER PROBATION OUTCOME

PETITION FOR MODIFICATION OR TERMINATION OF PROBATION	
2	GRANTED
1	DENIED

PETITION FOR REINSTATEMENT OF REVOKED LICENSE/REGISTRATION/CERTIFICATION	
2	GRANTED
6	DENIED

COST RECOVERY	
\$197,955.15	ORDERED
\$34,937.65	COLLECTED

RESTITUTION TO CONSUMERS/REFUNDS/SAVINGS	
\$1,500.00	RESTITUTION ORDERED
\$0.00	AMOUNT REFUNDED
\$0.00	REWORK AT NO CHARGE
\$0.00	ADJUSTMENTS/RETURNS/EXCHANGES
\$1,500.00	TOTAL SAVINGS ACHIEVED FOR CONSUMERS



CONTRACTORS STATE LICENSE BOARD

Licenses and regulates contractors in
45 classifications.

www.cslb.ca.gov

Staff: 424 civil servant positions, 1 exempt

**Licenses, Registrations, Certificates,
and Permits:** 316,663

Board Membership: 7 public members, 5 contractor
members, 1 senior citizen member, 1 building official
member, 1 labor member

Board Leadership:

David Fogt
Registrar

david.fogt@cslb.ca.gov

Michael Jamnetski

Chief Deputy Registrar

michael.jamnetski@cslb.ca.gov

Laws and Regulations:

Business and Professions Code section 7000–7191

California Code of Regulations, title 16, section
810–890

Sunset Review:

Last review: 2019 | Next review: 2024

BOARD HIGHLIGHTS

RECIPROCITY

Pursuant to Business and Profession Code section 7065.4, the Board has reciprocity agreements in place with Arizona, Louisiana, and Nevada. The following reciprocity requirements are the same for these states:

- The contractor must be applying for a license in a classification that appears on that state's Reciprocal Classifications List.
- The contractor must have held an active license in good standing in one of the reciprocal states for the previous five years.
- The contractor must submit to the Board the Request for Verification of License form that is completed by the licensing entity under which he or she is already licensed.
- The contractor must complete the Application for Original Contractor's License.
- The Certification of Work Experience form 13A-11 must be used to report and confirm the journey-level work experience for the previous five years.

If the Board grants reciprocity to a contractor, it can waive the trade portion of the examination (the contractor still must take the business law examination section); however, the Board retains the right to require the examination.

ACCOMPLISHMENTS

Consumer Protection

The Board continued to administer the \$5 million Solar Energy System Restitution Program (Assembly Bill [AB] 137, Chapter 77, Statutes of 2021), which provides funding for consumers financially harmed by a solar contractor. AB 137 allowed for \$1 million of the fund to be used for Board costs to administer the program, but the Board staff's effective claim handling is expected to limit administrative costs to less than \$400,000. This efficiency has allowed for approximately \$600,000 in additional funds for victims. More than \$4 million has been approved for payment to claimants under the program as of June 2023.

In response to wildfires and winter storms, the Board participated in 47 Local Assistance Centers and Disaster Recovery Centers in the affected counties. These centers served as critical resource locations for residents to access information and assistance related to recovering and rebuilding after a disaster. The Governor approved an appropriation of approximately \$1.3 million from the General Fund to reimburse the Board for its disaster response efforts. The Board also collaborated with local law enforcement agencies to combat contractors exploiting vulnerable consumers in these areas.

Updates to Licensing

The Board has made significant strides in improving the licensing process for contractors. The program successfully transitioned testing to third-party vendor, PSI Exams, administering 37,638 exams with no testing backlogs. Applicants can take tests at any of the 20 PSI test centers in California, with after-hours and weekend scheduling options available.

The Board's commitment to inclusivity and accessibility continues, having translated 47 study guides to Spanish that are now available online. Additionally, during fiscal year 2022–23, Board staff worked to translate the Law and Business Exam into Spanish, which was ultimately released in August 2023. These efforts aim to remove language barriers and provide equitable access to resources for Spanish-speaking applicants.

The Board successfully implemented Senate Bill (SB) 216 (Dodd, Chapter 978, Statutes of 2022), which requires workers' compensation insurance for license classifications C-8, C-20, C-22, and D-49 effective January 1, 2023, regardless of employee count. The Board also successfully implemented SB 607 (Min, Chapter 367, Statutes of 2021), which increased the contractor's bond, qualifier's bond, and baseline disciplinary bond

to \$25,000 effective January 2023. Implementing these bills required a coordinated effort between the Licensing, Information Technology, and Public Affairs Divisions and increased the Board's effectiveness in meeting its consumer protection mandate and goals.

Updates to Enforcement

In June 2023, the Board participated in a multi-state enforcement operation in collaboration with the National Association of State Contractors Licensing Agencies (NASCLA) to uncover unlicensed construction activity around the state. The operation resulted in 90 legal actions related to unlicensed contracting and 37 actions for workers' compensation insurance violations. Undercover sting operations were carried out in several California counties targeting unlicensed contractors. About 50 individuals may face criminal charges for contracting without a license, while 40 others were identified during sweep operations and could receive administrative citations or referrals to prosecutors. Additionally, 37 Stop Orders were issued to halt labor at job sites without the proper workers' compensation insurance. These results made the Board's enforcement division a top contributor to the NASCLA collaborative in 2023.

NEW LEGISLATION

AB 336 (Cervantes, Chapter 323, Statutes of 2023)

requires, as a condition of license renewal, all active licensees required to file a Certificate of Workers' Compensation Insurance or a Certificate of Self-Insurance, to certify on their license renewal form the three workers' compensation classification codes with the highest estimated payroll reported on their policy. This bill also requires the Board to publish these codes on its website when it updates the licensee's public details for an active renewal. This bill goes into effect July 1, 2024.

AB 1204 (Holden, Chapter 568, Statutes of 2023)

prohibits a specialty contractor from entering into a contract on a single project with more than one subcontractor in the same license classification as the specialty contractor offering the contract, unless specified. This bill makes violations of the section a cause for disciplinary action by the Board.

SB 601 (McGuire, Chapter 403, Statutes of 2023)

extends the statute of limitations for prosecution of misdemeanor violations pertaining to misuse of a contractor's license from one year after commission of the offense to three years after discovery or completion of the offense, whichever comes later. This bill also requires

CONTRACTORS STATE LICENSE BOARD

the court to impose the maximum fine of \$5,000 against contractors who commit specified home improvement contract violations where a state of emergency is declared.

SB 630 (Dodd, Chapter 153, Statutes of 2023) requires applicants for licensure or registration with the Board to report their valid email address, if available, at the time of application or renewal. This bill also authorizes CSLB to impose a stayed revocation when a licensee fails to meet probationary conditions that are imposed in lieu of revocation.

LICENSE REQUIREMENTS*

LICENSE REQUIREMENTS	Y/N
CONTINUING EDUCATION/COMPETENCY	N
DEGREE/PROFESSIONAL SCHOOLING	N
EXAMINATION	Y
FINGERPRINT REQUIREMENT	Y
QUALIFYING EXPERIENCE (MAY INCLUDE EDUCATION)	Y

* Applicable to specific license types. Refer to the laws and regulations for details.

FEES*

LICENSE TYPE	ACTUAL FEE	STATUTORY LIMIT
CONTRACTOR'S LICENSE		
APPLICATION FEE (INCLUDES EXAM FEE)	\$450.00	\$563.00
INITIAL LICENSE FEE (BASED ON ENTITY TYPE)		
SOLE OWNER	\$200.00	\$250.00
NON-SOLE OWNER	\$350.00	\$438.00
TOTAL INITIAL LICENSE FEE (SOLE OWNER)	\$650.00	\$813.00
TOTAL INITIAL LICENSE FEE (NON-SOLE OWNER)	\$800.00	\$1,001.00
RENEWAL LICENSE FEE (SOLE OWNER)	\$450.00	\$563.00
RENEWAL LICENSE FEE (NON-SOLE OWNER)	\$700.00	\$875.00
ADDITIONAL CLASSIFICATION FEE (ORIGINAL LICENSE)	\$150.00	\$188.00
ADDITIONAL CLASSIFICATION FEE (EXISTING LICENSE)	\$230.00	\$288.00
HOME IMPROVEMENT SALESPERSON REGISTRATION		
INITIAL REGISTRATION FEE	\$200.00	\$250.00
RENEWAL REGISTRATION FEE	\$200.00	\$250.00

* Additional fees may be required. Refer to the laws and regulations for details.

SUMMARY OF LICENSING ACTIVITY

INITIAL LICENSES/REGISTRATIONS/CERTIFICATES/PERMITS			
TYPE	APPLICATIONS RECEIVED	ISSUED	RENEWED
HOME IMPROVEMENT SALESPERSON REGISTRATION	14,003	9,341	7,059
ORIGINAL CONTRACTOR'S LICENSE	25,627	15,598	116,575
TOTAL	39,630	24,939	123,634

LICENSING POPULATION BY TYPE	
TYPE	LICENSES/REGISTRATIONS/CERTIFICATES/PERMITS
HOME IMPROVEMENT SALESPERSON	28,895
ORIGINAL CONTRACTOR	287,768
TOTAL	316,663

RENEWAL AND CONTINUING EDUCATION (CE)		
TYPE	FREQUENCY OF RENEWAL	NUMBER OF CE HOURS REQUIRED EACH CYCLE
HOME IMPROVEMENT SALESPERSON*	EVERY 2 YEARS	N/A
ORIGINAL CONTRACTOR*	EVERY 2 YEARS	N/A

EXAMINATION RESULTS			
EXAMINATION TITLE	% PASS	% FAIL	TOTAL NUMBER OF CANDIDATES
LAW AND BUSINESS EXAMINATION	57	43	17,737
ASBESTOS CERTIFICATION (ASB) EXAMINATION	36	64	22
HAZARDOUS SUBSTANCE REMOVAL (HAZ) EXAMINATION	62	38	66
(A) GENERAL ENGINEERING EXAMINATION	60	40	696
(B) GENERAL BUILDING EXAMINATION	44	56	7,243
(B-2) RESIDENTIAL REMODELING EXAMINATION*	42	58	812
(C-2) INSULATION AND ACOUSTICAL EXAMINATION	24	76	131
(C-4) BOILER, HOT-WATER HEATING AND STEAM FITTING EXAMINATION	45	55	33
(C-5) FRAMING AND ROUGH CARPENTRY EXAMINATION	51	49	130
(C-6) CABINET, MILLWORK AND FINISH CARPENTRY EXAMINATION	44	56	332
(C-7) LOW VOLTAGE SYSTEMS EXAMINATION	53	47	332
(C-8) CONCRETE EXAMINATION	33	67	835

CONTRACTORS STATE LICENSE BOARD

EXAMINATION RESULTS			
EXAMINATION TITLE	% PASS	% FAIL	TOTAL NUMBER OF CANDIDATES
(C-9) DRYWALL EXAMINATION	31	69	473
(C-10) ELECTRICAL EXAMINATION	49	51	2,326
(C-11) ELEVATOR EXAMINATION	32	68	31
(C-12) EARTHWORK AND PAVING EXAMINATION	43	57	234
(C-13) FENCING EXAMINATION	39	61	228
(C-15) FLOORING AND FLOOR COVERING EXAMINATION	49	51	555
(C-16) FIRE PROTECTION EXAMINATION	30	70	187
(C-17) GLAZING EXAMINATION	44	56	327
(C-20) WARM-AIR HEATING, VENTILATING AND AIR CONDITIONING EXAMINATION	46	54	1,229
(C-21) BUILDING MOVING AND DEMOLITION EXAMINATION	36	64	187
(C-22) ASBESTOS ABATEMENT EXAMINATION	41	59	29
(C-23) ORNAMENTAL METAL EXAMINATION	47	53	74
(C-27) LANDSCAPING EXAMINATION	38	62	1,389
(C-28) LOCK AND SECURITY EQUIPMENT EXAMINATION	44	56	32
(C-29) MASONRY EXAMINATION	38	62	153
(C-31) CONSTRUCTION ZONE TRAFFIC CONTROL EXAMINATION	47	53	64
(C-32) PARKING AND HIGHWAY IMPROVEMENT EXAMINATION	39	61	36
(C-33) PAINTING AND DECORATING EXAMINATION	46	54	1,485
(C-34) PIPELINE EXAMINATION	45	55	31
(C-35) LATHING AND PLASTERING EXAMINATION	43	57	178
(C-36) PLUMBING EXAMINATION	47	53	1,469
(C-38) REFRIGERATION EXAMINATION	47	53	125
(C-39) ROOFING EXAMINATION	42	58	777
(C-42) SANITATION SYSTEM EXAMINATION	49	51	55
(C-43) SHEET METAL EXAMINATION	42	58	72
(C-45) SIGN EXAMINATION	58	42	57
(C-46) SOLAR EXAMINATION	35	65	115
(C-47) GENERAL MANUFACTURED HOUSING EXAMINATION	30	70	27
(C-50) REINFORCING STEEL EXAMINATION	29	71	38
(C-51) STRUCTURAL STEEL EXAMINATION	54	46	140
(C-53) SWIMMING POOL EXAMINATION	42	58	346

EXAMINATION RESULTS			
EXAMINATION TITLE	% PASS	% FAIL	TOTAL NUMBER OF CANDIDATES
(C-54) CERAMIC AND MOSAIC TILE EXAMINATION	45	55	465
(C-55) WATER CONDITIONING EXAMINATION	47	53	15
(C-57) WELL DRILLING EXAMINATION	57	43	47
(C-60) WELDING EXAMINATION	61	39	122

SUMMARY OF ENFORCEMENT ACTIVITY

COMPLAINTS—INTAKE	
20,522	RECEIVED
403	CLOSED WITHOUT REFERRAL FOR INVESTIGATION
20,119	REFERRED FOR INVESTIGATION
2,136	PENDING

CONVICTION/ARREST NOTIFICATION COMPLAINTS	
637	RECEIVED
0	CLOSED WITHOUT REFERRAL FOR INVESTIGATION
637	REFERRED FOR INVESTIGATION
198	PENDING

INVESTIGATIONS	
20,756	OPENED
22,181	CLOSED
4,027	PENDING

ENFORCEMENT AGING—COMPLETED INTAKE AND INVESTIGATIONS	
14,776	UP TO 90 DAYS
2,629	91 TO 180 DAYS
4,281	181 DAYS TO 1 YEAR
490	1 TO 2 YEARS
5	2 TO 3 YEARS
0	OVER 3 YEARS
3	AVERAGE NUMBER OF DAYS FROM RECEIPT OF COMPLAINT TO ASSIGNMENT OF INVESTIGATOR (START OF INVESTIGATION)
105	AVERAGE NUMBER OF DAYS FOR ALL INVESTIGATION OUTCOMES (FROM START OF INVESTIGATION TO REFERRAL FOR PROSECUTION OR CASE CLOSURE WITHOUT REFERRAL FOR PROSECUTION)
108	AVERAGE NUMBER OF DAYS FROM RECEIPT OF COMPLAINT TO REFERRAL FOR PROSECUTION OR CASE CLOSURE WITHOUT REFERRAL FOR PROSECUTION

CONTRACTORS STATE LICENSE BOARD

CITATIONS AND FINES	
0	ISSUED WITHOUT A FINE
1,574	ISSUED WITH A FINE
49	WITHDRAWN/DISMISSED/REDUCED
247	AVERAGE NUMBER OF DAYS TO ISSUE A CITATION AND FINE (FROM COMPLAINT RECEIPT/INSPECTION CONDUCTED TO CITATION ISSUED)

TOTAL AMOUNT OF FINES	
\$6,701,051.00	ASSESSED
\$991,270.00	WITHDRAWN/DISMISSED/REDUCED
\$2,379,856.00	COLLECTED

CRIMINAL/CIVIL ACTIONS	
861	REFERRALS FOR CRIMINAL/CIVIL ACTION
N/A	CRIMINAL ACTIONS FILED
N/A	CIVIL ACTIONS FILED

* The Board does not track criminal filings after referral.

OFFICE OF THE ATTORNEY GENERAL/DISCIPLINARY ACTIONS	
323	CASES OPENED/INITIATED
206	CASES CLOSED
363	CASES PENDING

FORMAL ACTIONS FILED/WITHDRAWN/DISMISSED	
12	STATEMENT OF ISSUES FILED
200	ACCUSATIONS FILED
0	RESTRAINING/RESTRICTION/SUSPENSION ORDERS GRANTED
2	STATEMENT OF ISSUES WITHDRAWN/DISMISSED
3	ACCUSATIONS WITHDRAWN/DISMISSED
395	AVERAGE NUMBER OF DAYS FROM CLOSURE OF INVESTIGATION TO IMPOSING FORMAL DISCIPLINE

ADMINISTRATIVE OUTCOMES/FINAL ORDERS	
0	LICENSE APPLICATIONS DENIED
205	REVOCATION
0	SURRENDER OF LICENSE
0	PROBATION WITH SUSPENSION
1	SUSPENSION ONLY
88	PROBATION ONLY
0	PUBLIC REPRIMAND/PUBLIC REPROVAL/PUBLIC LETTER OF REPRIMAND
38	OTHER DECISIONS
332	TOTAL

ENFORCEMENT AGING—COMPLETED ATTORNEY GENERAL CASES	
168	UP TO 1 YEAR
30	1 TO 2 YEARS
7	2 TO 3 YEARS
1	OVER 3 YEARS
698	AVERAGE NUMBER OF DAYS TO IMPOSE DISCIPLINE

PROBATION	
63	PROBATIONS COMPLETED
260	PROBATIONERS PENDING (CLOSE OF FISCAL YEAR)

SUBSEQUENT DISCIPLINE	
24	PROBATIONS REVOKED
N/A	PROBATIONER'S LICENSE SURRENDERED
N/A	ADDITIONAL PROBATION ONLY
N/A	SUSPENSION ONLY ADDED
N/A	OTHER CONDITIONS ADDED ONLY
N/A	OTHER PROBATION OUTCOME

* The Board does not allow surrendered licenses or suspend probationers.

PETITION FOR MODIFICATION OR TERMINATION OF PROBATION	
0	GRANTED
0	DENIED

PETITION FOR REINSTATEMENT OF REVOKED LICENSE/REGISTRATION/CERTIFICATION	
0	GRANTED
0	DENIED

COST RECOVERY	
\$2,041,670.00	ORDERED
\$645,094.00	COLLECTED

RESTITUTION TO CONSUMERS/REFUNDS/SAVINGS	
\$2,900,813.00	RESTITUTION ORDERED
\$53,525,671.00	AMOUNT REFUNDED
\$1,429,799.00	REWORK AT NO CHARGE
N/A	ADJUSTMENTS/RETURNS/EXCHANGES
\$57,856,283.00	TOTAL SAVINGS ACHIEVED FOR CONSUMERS



COURT REPORTERS BOARD
OF CALIFORNIA

COURT REPORTERS BOARD OF CALIFORNIA

Licenses and regulates certified shorthand reporters, also known as court reporters, and oversees California's schools of court reporting. Also manages the Transcript Reimbursement Fund, which reimburses costs of transcripts for low-income litigants.

www.courtreportersboard.ca.gov

Staff: 3.5 civil servant positions, 1 exempt

Licenses, Registrations, Certificates, and Permits: 5,797

Board Membership: 3 public representatives, 2 licensees

Board Leadership:

Yvonne K. Fenner
Executive Officer

yvonne.fenner@dca.ca.gov

Laws and Regulations:

Business and Professions Code section 8000–8051
California Code of Regulations, title 16, section 2400–2481

Sunset Review:

Last review: 2019 | Next review: 2024

BOARD HIGHLIGHTS

RECIPROCITY

The Board does not have reciprocity.

ACCOMPLISHMENTS

Updates to Licensing

As a result of Assembly Bill 156 (Assembly Committee on Budget, Chapter 569, Statutes of 2022), the Board is now licensing voice writers, an initiative the Board has been pursuing since 2018. Voice writing is an alternate method of court reporting using voice technology rather than a stenotype machine. Both methods create shorthand notes of the proceeding, simply via different types of equipment. The Board was able to adapt the license application, set up proctoring instructions, and begin administering the license examination to qualified voice writing candidates in time for the November 2022 exam cycle. Staff has initiated regulations to update curriculum requirements to include voice writing.

Voice writing is a major change to the court reporting industry in California. The training program is significantly shorter than training for stenography writers and has a higher completion percentage. Court reporting schools will benefit from offering a voice writing training program, as it more closely aligns with the vocational education goals asked of them by their accrediting bodies. A robust workforce allows the consumer to not only be assured of having a court reporter available to create an impartial record of their proceeding, but also keeps the marketplace competitive.

Consumer Protection

In July 2022, the Board began registering firms not owned by licensees that offer court reporting services. To date, the Board has registered 215 firms, which includes both licensee-owned and nonlicensee-owned firms. Nonlicensee-owned firms are required to register with the Board, and registration for licensee-owned firms is optional.

Technological Advancements

The Board continues working with the California Department of Technology to modernize business processes based on the grant funding received in early 2022 from the Technology Modernization Fund. The Board is in the planning phase of project management to begin development of a licensing and case management software solution.

Communications and Outreach

Board members and staff continue to conduct seminars for industry associations, both remotely and in person. Popular topics include the enforcement process and exam development. Chair Robin Sunkees and Executive Officer Yvonne Fenner presented at the California Court Reporters Association in September 2022 and at a seminar for students at the event explaining license examination development and common testing issues.

NEW LEGISLATION

There was no enacted legislation solely related to the Board.

LICENSE REQUIREMENTS

LICENSE REQUIREMENTS	Y/N
CONTINUING EDUCATION/COMPETENCY	N
DEGREE/PROFESSIONAL SCHOOLING	Y
EXAMINATION	Y
FINGERPRINT REQUIREMENT	Y
QUALIFYING EXPERIENCE (MAY INCLUDE EDUCATION)	Y

FEES*

LICENSE TYPE	ACTUAL FEE	STATUTORY LIMIT
COURT REPORTER/RENEWAL FEE	\$225.00	\$250.00
COURT REPORTER/LATE RENEWAL FEE	\$112.50	\$125.00
COURT REPORTER/LICENSE ISSUANCE	\$225.00	\$250.00
COURT REPORTER/APPLICATION FEE	\$40.00	\$40.00
COURT REPORTER/EXAMINATION FEE	\$25.00	\$75.00
COURT REPORTER/DUPLICATE WALL CERTIFICATE	\$5.00	\$10.00

* Additional fees may be required. Refer to the laws and regulations for details.

SUMMARY OF LICENSING ACTIVITY

INITIAL LICENSES/REGISTRATIONS/CERTIFICATES/PERMITS			
TYPE	APPLICATIONS RECEIVED	ISSUED	RENEWED
CERTIFIED SHORTHAND REPORTER LICENSE	68	68	5,516
COURT REPORTER FIRM	217	217	N/A
TOTAL	285	285	5,516

LICENSING POPULATION BY TYPE	
TYPE	LICENSES/REGISTRATIONS/CERTIFICATES/PERMITS
CERTIFIED SHORTHAND REPORTER	5,584
COURT REPORTER FIRM REGISTRATION	213
TOTAL	5,797

RENEWAL AND CONTINUING EDUCATION (CE)	
TYPE	FREQUENCY OF RENEWAL
CERTIFIED SHORTHAND REPORTER*	EVERY YEAR

* There are no continuing education requirements for this license type.

EXAMINATION RESULTS			
EXAMINATION TITLE	% PASS	% FAIL	TOTAL NUMBER OF CANDIDATES
DICTATION EXAMINATION	26	74	244
ENGLISH EXAMINATION	63	37	160
PROFESSIONAL PRACTICE EXAMINATION	70	30	142

COURT REPORTERS BOARD OF CALIFORNIA

SUMMARY OF ENFORCEMENT ACTIVITY

COMPLAINTS—INTAKE	
154	RECEIVED
0	CLOSED WITHOUT REFERRAL FOR INVESTIGATION
154	REFERRED FOR INVESTIGATION
0	PENDING

CONVICTION/ARREST NOTIFICATION COMPLAINTS	
0	RECEIVED
0	CLOSED WITHOUT REFERRAL FOR INVESTIGATION
0	REFERRED FOR INVESTIGATION
0	PENDING

INVESTIGATIONS	
154	OPENED
152	CLOSED
20	PENDING

ENFORCEMENT AGING—COMPLETED INTAKE AND INVESTIGATIONS	
136	UP TO 90 DAYS
15	91 TO 180 DAYS
1	181 DAYS TO 1 YEAR
0	1 TO 2 YEARS
0	2 TO 3 YEARS
0	OVER 3 YEARS
1	AVERAGE NUMBER OF DAYS FROM RECEIPT OF COMPLAINT TO ASSIGNMENT OF INVESTIGATOR (START OF INVESTIGATION)
48	AVERAGE NUMBER OF DAYS FOR ALL INVESTIGATION OUTCOMES (FROM START OF INVESTIGATION TO REFERRAL FOR PROSECUTION OR CASE CLOSURE WITHOUT REFERRAL FOR PROSECUTION)
49	AVERAGE NUMBER OF DAYS FROM RECEIPT OF COMPLAINT TO REFERRAL FOR PROSECUTION OR CASE CLOSURE WITHOUT REFERRAL FOR PROSECUTION

CITATIONS AND FINES	
0	ISSUED WITHOUT A FINE
9	ISSUED WITH A FINE
1	WITHDRAWN/DISMISSED/REDUCED
82	AVERAGE NUMBER OF DAYS TO ISSUE A CITATION AND FINE (FROM COMPLAINT RECEIPT/INSPECTION CONDUCTED TO CITATION ISSUED)

TOTAL AMOUNT OF FINES	
\$9,000.00	ASSESSED
\$500.00	WITHDRAWN/DISMISSED/REDUCED
\$3,567.00	COLLECTED

CRIMINAL/CIVIL ACTIONS	
0	REFERRALS FOR CRIMINAL/CIVIL ACTION
0	CRIMINAL ACTIONS FILED
0	CIVIL ACTIONS FILED

OFFICE OF THE ATTORNEY GENERAL/DISCIPLINARY ACTIONS	
2	CASES OPENED/INITIATED
1	CASES CLOSED
2	CASES PENDING

FORMAL ACTIONS FILED/WITHDRAWN/DISMISSED	
0	STATEMENT OF ISSUES FILED
2	ACCUSATIONS FILED
0	RESTRAINING/RESTRICTION/SUSPENSION ORDERS GRANTED
0	STATEMENT OF ISSUES WITHDRAWN/DISMISSED
0	ACCUSATIONS WITHDRAWN/DISMISSED
163	AVERAGE NUMBER OF DAYS FROM CLOSURE OF INVESTIGATION TO IMPOSING FORMAL DISCIPLINE

ADMINISTRATIVE OUTCOMES/FINAL ORDERS	
0	LICENSE APPLICATIONS DENIED
1	REVOCATION
0	SURRENDER OF LICENSE
0	PROBATION WITH SUSPENSION
0	SUSPENSION ONLY
0	PROBATION ONLY
0	PUBLIC REPRIMAND/PUBLIC REPROVAL/PUBLIC LETTER OF REPRIMAND
0	OTHER DECISIONS
1	TOTAL

ENFORCEMENT AGING—COMPLETED ATTORNEY GENERAL CASES	
1	UP TO 1 YEAR
0	1 TO 2 YEARS
0	2 TO 3 YEARS

COURT REPORTERS BOARD OF CALIFORNIA

ENFORCEMENT AGING—COMPLETED ATTORNEY GENERAL CASES	
0	OVER 3 YEARS
180	AVERAGE NUMBER OF DAYS TO IMPOSE DISCIPLINE

PROBATION	
3	PROBATIONS COMPLETED
3	PROBATIONERS PENDING (CLOSE OF FISCAL YEAR)

SUBSEQUENT DISCIPLINE	
0	PROBATIONS REVOKED
0	PROBATIONER'S LICENSE SURRENDERED
0	ADDITIONAL PROBATION ONLY
0	SUSPENSION ONLY ADDED
0	OTHER CONDITIONS ADDED ONLY
0	OTHER PROBATION OUTCOME

PETITION FOR MODIFICATION OR TERMINATION OF PROBATION	
0	GRANTED
0	DENIED

PETITION FOR REINSTATEMENT OF REVOKED LICENSE/REGISTRATION/CERTIFICATION	
0	GRANTED
0	DENIED

COST RECOVERY	
\$0.00	ORDERED
\$500.00	COLLECTED

RESTITUTION TO CONSUMERS/REFUNDS/SAVINGS	
\$0.00	RESTITUTION ORDERED
\$69.10	AMOUNT REFUNDED
\$0.00	REWORK AT NO CHARGE
\$0.00	ADJUSTMENTS/RETURNS/EXCHANGES
\$69.10	TOTAL SAVINGS ACHIEVED FOR CONSUMERS



DENTAL BOARD OF CALIFORNIA

Licenses and regulates dentists, registered dental assistants, registered dental assistants in extended functions, and holders of orthodontic assistant and dental sedation assistant permits.

www.dbc.ca.gov

Staff: 84 civil servant positions, 1 exempt

Licenses, Registrations, Certificates, and Permits: 81,026

Board Membership: 5 public representatives, 10 licensees

Board Leadership:

Tracy Montez

Executive Officer

tracy.montez@dca.ca.gov

Christy Bell

Assistant Executive Officer

christy.bell@dca.ca.gov

Laws and Regulations:

Business and Professions Code section 1600–1808, section 1970–1976

California Code of Regulations, title 16, section 1000–1090.1

Sunset Review:

Last review: 2019 | Next review: 2024

BOARD HIGHLIGHTS

RECIPROCITY

The Dental Board of California does not offer licensure as a dentist or registered dental assistant through reciprocity.

The Board does accept out-of-state dental licenses, in good standing, as a pathway to licensure through the Licensure by Credential application process if additional requirements are met. Requirements are:

- A completed application and payment of all fees.
- A current license issued by another state to practice dentistry that is not revoked, suspended, or otherwise restricted.
- Proof the applicant has either been in active clinical practice or has been a full-time faculty member in an accredited dental education program and in active clinical practice for a total of at least 5,000 hours in five of the seven consecutive years immediately preceding the date of application.
- A maximum of two years of clinical practice credit is allowed for a residency training program accredited by the American Dental Association Commission on Dental Accreditation. With two years of clinical practice, or a completed residency, the remainder of the five-year requirement may be fulfilled with a contract to teach or to practice in settings specified in Business and Professions Code section 1635.5(a)(3)(B) and section 1635.5(a)(3)(C).

- The applicant may not have failed the California licensure exam or the Western Regional Examining Board (WREB) clinical exam within the last five years. A letter from WREB stating that the applicant has not failed the exam must be submitted as proof.
- Fifty units of continuing education in the last two years, including current mandatory courses.

ACCOMPLISHMENTS

Consumer Protection

The Access to Care Committee is working with Board staff to address the workforce shortage in dental assisting. Adding a new pathway to licensure, improving licensing examination transparency, and surveying applicants on examination preparation are strategies the Board is evaluating to reduce barriers to licensure.

Updates to Enforcement

The Board revived its standing Board member committees as of February 2023. Specifically, the Enforcement Committee is working with Board staff as part of DCA's Enlighten Enforcement Project, which is aimed at making enforcement processes more efficient by identifying areas needing improvement and implementing best practices.

The Board's Enforcement Division worked with the Los Angeles County Health Authority Law Enforcement Task Force (HALT) to investigate complaints of the unlicensed practice of dentistry in homes, garages, and dental labs. HALT consists mainly of Los Angeles County Sheriff's Department detectives and Los Angeles County Department of Public Health employees.

Communications and Outreach

After a hiatus, the Board began re-publishing its newsletter, now called "Board Matters," a biannual newsletter. The Board also established a Twitter account to further communication between the Board, licensees, and consumers.

The Board participated in three outreach events throughout California this fiscal year to inform and educate consumers and dental professionals. In April 2023, Board staff presented at the annual conference of the California Association of Dental Assisting Teachers and the California Dental Assistants Association. Topics included initial licensure application pitfalls and frequent deficiencies, continued license maintenance, and continuing education audits.

Also in April 2023, Board staff attended a community resource fair held at the Calwa Community Center in Fresno. Staff answered questions on initial licensure and informed consumers on how to request assistance with concerns about dental treatment received. The fair was presented by the Office of Assembly Member Dr. Joaquin Arambula for residents in the 31st Assembly District.

In May 2023, Board staff gave a presentation to the Los Angeles Dental Society on the Board's Enforcement Program. The presentation highlighted the complaint intake process and provided information on the Board's Inspection Program, Investigative Unit, Discipline Coordination Unit, Probation Unit, and Diversion Program.

The Board completed an update to its website with the intent to revise dental assisting licensing information, modernize website features, and improve the consumer's ability to locate important Board, consumer, applicant, and enforcement information.

Updates to Licensing

After years of backlog, the processing time of complete dentistry and dental assisting applications and permits has been maintained at 30 days or less. This achievement is the direct result of filling staffing vacancies in the Board's Licensing and Examinations Units.

NEW LEGISLATION

ACR 10 (Weber, Chapter 16, Statutes of 2023) This Resolution declares the month of February to be Children's Dental Health Month in the State of California.

AB 936 (Wood, Chapter 550, Statutes of 2023) authorizes dental students, who have begun their clinical training at a dental school, to practice dentistry at free health care events without being licensed. The law previously allowed only those dental students in their final year of training to practice at these events without a license. It also specifies that for clinical procedures, the designated supervising faculty is responsible for assessing the patient treated by a student, as well as determining if the assigned student has the skill level necessary to provide that patient care.

AB 952 (Wood, Chapter 125, Statutes of 2023) adds new sections to the Health and Safety Code and Insurance Code, requiring that in communications from a health care provider to a health care service provider or an insurer, it must be disclosed whether the enrollee's or insured's dental coverage is subject to regulation. Any coverage cards or similar documents showing evidence of coverage must contain this disclosure.

DENTAL BOARD OF CALIFORNIA

LICENSE REQUIREMENTS*

LICENSE REQUIREMENTS	Y/N
CONTINUING EDUCATION/COMPETENCY	Y
DEGREE/PROFESSIONAL SCHOOLING	Y
EXAMINATION	Y
FINGERPRINT REQUIREMENT	Y
QUALIFYING EXPERIENCE (MAY INCLUDE EDUCATION)	Y

* Does not apply for registered dental assistant.

FEES*

LICENSE TYPE	ACTUAL FEE	STATUTORY LIMIT
DENTIST LICENSURE BY (WREB**) EXAMINATION		
APPLICATION FEE	\$400.00	\$1,000.00
INITIAL LICENSE FEE***	\$650.00	\$800.00
DENTAL LAW AND ETHICS APPLICATION	\$125.00	\$250.00
DENTAL LAW AND ETHICS EXAMINATION FEE	\$24.75	ACTUAL COST OF EXAMINATION SET BY PSI****
WREB EXAMINATION	\$2,185.00–\$2,420.00	SET BY WREB
TOTAL INITIAL LICENSE FEE	\$3,384.75–\$3,619.75	N/A
RENEWAL FEE	\$650.00	\$800.00
DENTIST LICENSURE BY (ADEX*****) EXAMINATION		
APPLICATION FEE	\$400.00	\$1,000.00
INITIAL LICENSE FEE	\$650.00	\$800.00
DENTAL LAW AND ETHICS APPLICATION	\$125.00	\$250.00
DENTAL LAW AND ETHICS EXAMINATION FEE	\$24.75	ACTUAL COST OF EXAMINATION SET BY PSI
ADEX EXAMINATION	\$2,295.00	SET BY ADEX
TOTAL INITIAL LICENSE FEE	\$3,494.75	N/A
RENEWAL FEE	\$650.00	\$800.00
DENTIST LICENSURE BY PORTFOLIO		
APPLICATION FEE	\$400.00	\$1,500.00
INITIAL LICENSE FEE	\$650.00	\$800.00
DENTAL LAW AND ETHICS APPLICATION	\$125.00	\$250.00
DENTAL LAW AND ETHICS EXAMINATION FEE	\$24.75	ACTUAL COST OF EXAMINATION SET BY PSI
TOTAL INITIAL LICENSE FEE	\$1,199.75	N/A
RENEWAL FEE	\$650.00	\$800.00

LICENSE TYPE	ACTUAL FEE	STATUTORY LIMIT
DENTIST LICENSURE BY RESIDENCY		
APPLICATION FEE	\$800.00	\$1,000.00
INITIAL LICENSE FEE	\$650.00	\$800.00
DENTAL LAW AND ETHICS APPLICATION	\$125.00	\$250.00
DENTAL LAW AND ETHICS EXAMINATION FEE	\$24.75	ACTUAL COST OF EXAMINATION SET BY PSI
TOTAL INITIAL LICENSE FEE	\$1,599.75	N/A
RENEWAL FEE	\$650.00	\$800.00
DENTIST LICENSURE BY CREDENTIAL		
APPLICATION FEE	\$525.00	\$1,000.00
INITIAL LICENSE FEE	\$650.00	\$800.00
TOTAL INITIAL LICENSE FEE	\$1,175.00	N/A
RENEWAL FEE	\$650.00	\$800.00
REGISTERED DENTAL ASSISTANT		
APPLICATION FEE	\$120.00	\$200.00
GENERAL AND LAW AND ETHICS EXAMINATION	\$42.35	ACTUAL COST OF EXAMINATION SET BY PSI
TOTAL INITIAL LICENSE FEE	\$158.50	N/A
RENEWAL FEE	\$100.00	\$200.00
REGISTERED DENTAL ASSISTANT IN EXTENDED FUNCTIONS		
APPLICATION FEE	\$120.00	\$200.00
PRACTICAL EXAMINATION FEE	\$500.00	ACTUAL COST OF EXAMINATION
WRITTEN EXAMINATION FEE	\$24.75	ACTUAL COST OF EXAMINATION SET BY PSI
TOTAL INITIAL LICENSE FEE	\$644.75	N/A
RENEWAL FEE	\$100.00	\$200.00

* Additional fees may be required. Refer to the laws and regulations for details.

** WREB is the Western Regional Examining Board and sets its exam fee based on testing location costs.

*** Initial license fee prorated. AB 179 (Bonilla, Chapter 510, Statutes of 2015) authorizes the Board to raise specified fees.

**** PSI (PSI Services LLC) is a testing vendor that offers computer-based tests for dentist and registered dental assistant applicants. PSI has their own testing fees that do not include Board fees.

***** ADEX is the American Board of Dental Examiners and sets its own exam fees.

DENTAL BOARD OF CALIFORNIA

SUMMARY OF LICENSING ACTIVITY

INITIAL LICENSES/REGISTRATIONS/CERTIFICATES/PERMITS			
TYPE	APPLICATIONS RECEIVED	ISSUED	RENEWED
ADDITIONAL OFFICE PERMIT	437	306	1,201
CONSCIOUS SEDATION PERMIT	3	N/A	N/A
DENTAL SEDATION ASSISTANT PERMIT	21	11	16
DENTIST LICENSE	1,888	1,351	17,779
ELECTIVE FACIAL COSMETIC SURGERY PERMIT	3	0	12
FICTITIOUS NAME PERMIT	998	677	3,194
GENERAL ANESTHESIA PERMIT	64	54	273
MEDICAL GENERAL ANESTHESIA PERMIT	25	18	45
MOBILE DENTAL CLINIC PERMIT	9	3	33
MODERATE SEDATION PERMIT	209	196	11
ORAL AND MAXILLOFACIAL SURGERY PERMIT	3	3	44
ORAL CONSCIOUS SEDATION PERMIT	95	78	480
ORTHODONTIC ASSISTANT PERMIT	267	267	717
PEDIATRIC MINIMAL SEDATION PERMIT	108	100	4
REGISTERED DENTAL ASSISTANT LICENSE	2,983	2,052	15,308
REGISTERED DENTAL ASSISTANT IN EXTENDED FUNCTIONS LICENSE	234	237	913
REGISTERED PROVIDER PERMIT	133	80	293
SPECIAL PERMIT	6	7	28
TOTAL	7,486	5,440	40,351

LICENSING POPULATION BY TYPE	
TYPE	LICENSES/REGISTRATIONS/CERTIFICATES/PERMITS
ADDITIONAL OFFICE PERMIT	2,426
CONSCIOUS SEDATION PERMIT	398
DENTAL SEDATION ASSISTANT PERMIT	45
DENTIST	34,882
ELECTIVE FACIAL COSMETIC SURGERY PERMIT	27
FICTITIOUS NAME PERMIT	6,596
GENERAL ANESTHESIA PERMIT	949
MEDICAL GENERAL ANESTHESIA PERMIT	153
MOBILE DENTAL CLINIC PERMIT	45

LICENSING POPULATION BY TYPE	
MODERATE SEDATION PERMIT	192
ORAL AND MAXILLOFACIAL SURGERY PERMIT	96
ORAL CONSCIOUS SEDATION PERMIT	2,032
ORTHODONTIC ASSISTANT PERMIT	1,611
PEDIATRIC MINIMAL SEDATION PERMIT	99
REGISTERED DENTAL ASSISTANT	28,715
REGISTERED DENTAL ASSISTANT IN EXTENDED FUNCTIONS	1,958
REGISTERED PROVIDER PERMIT	768
SPECIAL PERMIT	34
TOTAL	81,026

RENEWAL AND CONTINUING EDUCATION (CE)		
TYPE	FREQUENCY OF RENEWAL	NUMBER OF CE HOURS REQUIRED EACH CYCLE
ADDITIONAL OFFICE PERMIT	EVERY 2 YEARS	N/A
CONSCIOUS SEDATION PERMIT	EVERY 2 YEARS	15
DENTAL SEDATION ASSISTANT PERMIT	EVERY 2 YEARS	25
DENTIST	EVERY 2 YEARS	50
ELECTIVE FACIAL COSMETIC SURGERY PERMIT	EVERY 2 YEARS	N/A
FICTITIOUS NAME PERMIT	EVERY 2 YEARS	N/A
GENERAL ANESTHESIA PERMIT	EVERY 2 YEARS	24
MEDICAL GENERAL ANESTHESIA PERMIT	EVERY 2 YEARS	24
MOBILE DENTAL CLINIC PERMIT	EVERY 2 YEARS	N/A
ORAL CONSCIOUS SEDATION PERMIT	EVERY 2 YEARS	7
ORAL AND MAXILLOFACIAL SURGERY PERMIT	EVERY 2 YEARS	50
ORTHODONTIC ASSISTANT PERMIT	EVERY 2 YEARS	25
PEDIATRIC MINIMAL SEDATION PERMIT	EVERY 2 YEARS	N/A
REGISTERED DENTAL ASSISTANT	EVERY 2 YEARS	25
REGISTERED DENTAL ASSISTANT IN EXTENDED FUNCTIONS	EVERY 2 YEARS	25
REGISTERED PROVIDER PERMIT	EVERY 2 YEARS	N/A
SPECIAL PERMIT	EVERY YEAR	25

DENTAL BOARD OF CALIFORNIA

EXAMINATION RESULTS

EXAMINATION TITLE	% PASS	% FAIL	TOTAL NUMBER OF CANDIDATES
DENTAL SEDATION ASSISTANT WRITTEN EXAMINATION	90	10	10
DENTIST LAW AND ETHICS EXAMINATION	78	22	1,948
DENTIST LAW AND ETHICS FOR SPECIAL PERMIT EXAMINATION	83	17	6
ORTHODONTIC ASSISTANT WRITTEN EXAMINATION	68	32	355
REGISTERED DENTAL ASSISTANT COMBINED EXAMINATION	69	31	2,881
REGISTERED DENTAL ASSISTANT IN EXTENDED FUNCTIONS WRITTEN EXAMINATION	64	36	324

SUMMARY OF ENFORCEMENT ACTIVITY

COMPLAINTS—INTAKE

4,401	RECEIVED
5	CLOSED WITHOUT REFERRAL FOR INVESTIGATION
4,398	REFERRED FOR INVESTIGATION
5	PENDING

CONVICTION/ARREST NOTIFICATION COMPLAINTS

643	RECEIVED
1	CLOSED WITHOUT REFERRAL FOR INVESTIGATION
653	REFERRED FOR INVESTIGATION
0	PENDING

INSPECTIONS

124	CONDUCTED
0	CITATIONS ISSUED

INVESTIGATIONS

5,051	OPENED
6,040	CLOSED
2,110	PENDING

ENFORCEMENT AGING—COMPLETED INTAKE AND INVESTIGATIONS

3,773	UP TO 90 DAYS
858	91 TO 180 DAYS
402	181 DAYS TO 1 YEAR
527	1 TO 2 YEARS
423	2 TO 3 YEARS
57	OVER 3 YEARS
2	AVERAGE NUMBER OF DAYS FROM RECEIPT OF COMPLAINT TO ASSIGNMENT OF INVESTIGATOR (START OF INVESTIGATION)
174	AVERAGE NUMBER OF DAYS FOR ALL INVESTIGATION OUTCOMES (FROM START OF INVESTIGATION TO REFERRAL FOR PROSECUTION OR CASE CLOSURE WITHOUT REFERRAL FOR PROSECUTION)
185	AVERAGE NUMBER OF DAYS FROM RECEIPT OF COMPLAINT TO REFERRAL FOR PROSECUTION OR CASE CLOSURE WITHOUT REFERRAL FOR PROSECUTION

CITATIONS AND FINES

6	ISSUED WITHOUT A FINE
324	ISSUED WITH A FINE
40	WITHDRAWN/DISMISSED/REDUCED
183	AVERAGE NUMBER OF DAYS TO ISSUE A CITATION AND FINE (FROM COMPLAINT RECEIPT/INSPECTION CONDUCTED TO CITATION ISSUED)

TOTAL AMOUNT OF FINES

\$159,200.00	ASSESSED
\$15,350.00	WITHDRAWN/DISMISSED/REDUCED
\$103,350.00	COLLECTED

CRIMINAL/CIVIL ACTIONS

1	REFERRALS FOR CRIMINAL/CIVIL ACTION
1	CRIMINAL ACTIONS FILED
0	CIVIL ACTIONS FILED

OFFICE OF THE ATTORNEY GENERAL/DISCIPLINARY ACTIONS

104	CASES OPENED/INITIATED
83	CASES CLOSED
133	CASES PENDING

DENTAL BOARD OF CALIFORNIA

FORMAL ACTIONS FILED/WITHDRAWN/DISMISSED

8	STATEMENT OF ISSUES FILED
38	ACCUSATIONS FILED
1	RESTRAINING/RESTRICTION/SUSPENSION ORDERS GRANTED
2	STATEMENT OF ISSUES WITHDRAWN/DISMISSED
4	ACCUSATIONS WITHDRAWN/DISMISSED
494	AVERAGE NUMBER OF DAYS FROM CLOSURE OF INVESTIGATION TO IMPOSING FORMAL DISCIPLINE

ADMINISTRATIVE OUTCOMES/FINAL ORDERS

2	LICENSE APPLICATIONS DENIED
19	REVOCATION
12	SURRENDER OF LICENSE
0	PROBATION WITH SUSPENSION
0	SUSPENSION ONLY
42	PROBATION ONLY
10	PUBLIC REPRIMAND/PUBLIC REPROVAL/PUBLIC LETTER OF REPRIMAND
12	OTHER DECISIONS
97	TOTAL

ENFORCEMENT AGING—COMPLETED ATTORNEY GENERAL CASES

3	UP TO 1 YEAR
7	1 TO 2 YEARS
17	2 TO 3 YEARS
56	OVER 3 YEARS
1,237	AVERAGE NUMBER OF DAYS TO IMPOSE DISCIPLINE

PROBATION

35	PROBATIONS COMPLETED
122	PROBATIONERS PENDING (CLOSE OF FISCAL YEAR)

SUBSEQUENT DISCIPLINE

0	PROBATIONS REVOKED
4	PROBATIONER'S LICENSE SURRENDERED
3	ADDITIONAL PROBATION ONLY
0	SUSPENSION ONLY ADDED
1	OTHER CONDITIONS ADDED ONLY
0	OTHER PROBATION OUTCOME

PETITION FOR MODIFICATION OR TERMINATION OF PROBATION

3	GRANTED
3	DENIED

PETITION FOR REINSTATEMENT OF REVOKED LICENSE/REGISTRATION/CERTIFICATION

2	GRANTED
0	DENIED

COST RECOVERY

\$558,520.42	ORDERED
\$504,927.83	COLLECTED

RESTITUTION TO CONSUMERS/REFUNDS/SAVINGS

\$31,328.11	RESTITUTION ORDERED
\$0.00	AMOUNT REFUNDED
\$0.00	REWORK AT NO CHARGE
\$0.00	ADJUSTMENTS/RETURNS/EXCHANGES
\$31,328.11	TOTAL SAVINGS ACHIEVED FOR CONSUMERS



DENTAL HYGIENE BOARD OF CALIFORNIA

Licenses and regulates registered dental hygienists, registered dental hygienists in extended functions, and registered dental hygienists in alternative practice. Also oversees and approves all California dental hygiene educational programs.

www.dhbc.ca.gov

Staff: 14 civil servant positions, 1 exempt

Licenses, Registrations, Certificates, and Permits: 20,566

Board Membership: 4 public representatives, 5 licensees

Board Leadership:

Anthony Lum	Albert Law
<i>Executive Officer</i>	<i>Assistant Executive Officer</i>
anthony.lum@dca.ca.gov	albert.law@dca.ca.gov

Laws and Regulations:

Business and Professions Code section 1900–1967.4

California Code of Regulations, title 16, section 1000–1023.8, section 1067–1090.1

California Code of Regulations, title 16, section 1100–1153

Sunset Review:

Last review: 2023 | Next review: 2027

BOARD HIGHLIGHTS

RECIPROCITY

Pursuant to Business and Professions Code section 1917.1, registered dental hygienists who are licensed in good standing in a state other than California for five years or more may achieve “licensure by credential” rather than through examination.

ACCOMPLISHMENTS

Sunset Review

In 2022, the Board worked diligently to complete its Sunset Review Report for the Legislature. The report encompassed background information, Board member attendance, and Board statistics since the last sunset review, as well as new issues facing the Board. The final draft of the report was submitted to the Legislature for review.

The 2023 Sunset Review hearing was conducted by the Assembly Committee on Business and Professions and the Senate Business, Professions and Economic Development Committee on March 16, 2023. After the hearing, the Assembly Committee on Business and Professions sponsored the Board’s sunset bill (AB 1257), which extended the Board’s sunset date to January 1, 2028.

Updates to Regulations

The Board drafted and obtained approval for five regulatory packages in fiscal year 2022–23. These

approved regulations affect the oversight of the dental hygiene educational programs, implement a retired license category, and amend other regulatory language for clarity.

Updates to Enforcement

The Board continued its continuing education (CE) audit program and substantially increased the citation and fines assessed as a result of a relatively large percentage of licensees being out of compliance with the CE requirements at their license renewal. The Board is working to provide education to licensees about Board-specific CE requirements and the need to complete them fully within the 24-month time period between license renewals.

The Board conducted six dental hygiene educational program site visits in 2022–23 and is working with schools found to be deficient to achieve compliance.

Structural Changes to the Board

The Board implemented an Alternative Pathway to Licensure Task Force to research, review, and recommend alternative pathways available to obtain a California dental hygiene license, in addition to the current examination process. The task force met several times to report the research completed and to formulate a recommendation to provide to the Board for consideration. The task force recommended through the sunset review process the elimination of the clinical examination requirement for California graduates if they apply for the license within three years of graduation. Dental hygiene educational programs teach on a competency basis and students have demonstrated a very high pass rate on the clinical exams. Therefore, it was determined the clinical examination requirement for California dental hygiene program graduates was not needed for licensure if the graduate applied for the license within three years of their graduation date.

NEW LEGISLATION

AB 1257 (Berman, Chapter 677, Statutes of 2023) extends the sunset date of the Board from January 1, 2024 to January 1, 2028, and makes other minor statutory changes.

LICENSE REQUIREMENTS*

LICENSE REQUIREMENTS	Y/N
CONTINUING EDUCATION/COMPETENCY	Y
DEGREE/PROFESSIONAL SCHOOLING	Y
EXAMINATION	Y
FINGERPRINT REQUIREMENT	Y
QUALIFYING EXPERIENCE (MAY INCLUDE EDUCATION)	Y

* Applicable to specific license types. Refer to the laws and regulations for details.

FEES*

LICENSE TYPE	ACTUAL FEE	STATUTORY LIMIT
REGISTERED DENTAL HYGIENIST		
APPLICATION FEE (WESTERN REGIONAL EXAMINATION BOARD, CENTRAL REGIONAL TESTING SERVICES, OR LICENSURE BY CREDENTIAL)	\$100.00	\$250.00
LICENSE ISSUANCE FEE	\$100.00	\$250.00
LICENSE RENEWAL FEE	\$300.00	\$500.00
LICENSE RENEWAL DELINQUENCY FEE	\$150.00	1/2 LICENSE RENEWAL FEE
REGISTERED DENTAL HYGIENIST IN ALTERNATIVE PRACTICE		
APPLICATION FEE	\$100.00	\$250.00
LICENSE ISSUANCE FEE	\$250.00	\$250.00
LICENSE RENEWAL FEE	\$160.00	\$500.00
LICENSE RENEWAL DELINQUENCY FEE	\$80.00	1/2 LICENSE RENEWAL FEE
REGISTERED DENTAL HYGIENIST IN EXTENDED FUNCTIONS		
LICENSE RENEWAL FEE	\$300.00	\$500.00
LICENSE RENEWAL DELINQUENCY FEE	\$150.00	1/2 LICENSE RENEWAL FEE
FICTITIOUS NAME PERMIT		
APPLICATION FEE—PERMIT ISSUED MORE THAN 1 YEAR	\$160.00	\$500.00
APPLICATION FEE—PERMIT ISSUED LESS THAN 1 YEAR	\$80.00	\$500.00
PERMIT RENEWAL FEE	\$160.00	\$500.00
PERMIT RENEWAL DELINQUENCY FEE	\$80.00	1/2 LICENSE RENEWAL FEE
MISCELLANEOUS FEES		
DUPLICATE LICENSE FEE	\$25.00	1/2 LICENSE RENEWAL FEE
CERTIFICATION OF LICENSURE FEE	\$25.00	1/2 LICENSE RENEWAL FEE

* Additional fees may be required. Refer to the laws and regulations for details.

DENTAL HYGIENE BOARD OF CALIFORNIA

SUMMARY OF LICENSING ACTIVITY

INITIAL LICENSES/REGISTRATIONS/CERTIFICATES/PERMITS			
TYPE	APPLICATIONS RECEIVED	ISSUED	RENEWED
FICTITIOUS NAME PERMIT	30	17	58
REGISTERED DENTAL HYGIENIST LICENSE	895	831	9,397
REGISTERED DENTAL HYGIENIST IN ALTERNATIVE PRACTICE LICENSE	104	83	343
REGISTERED DENTAL HYGIENIST IN EXTENDED FUNCTIONS LICENSE*	0	0	6
TOTAL	1,029	931	9,804

* The Board no longer accepts applications or issues licenses in the discipline of registered dental hygienist in extended functions. Individuals who were issued those licenses in the past may continue to renew them.

LICENSING POPULATION BY TYPE	
TYPE	LICENSES/REGISTRATIONS/CERTIFICATES/PERMITS
FICTITIOUS NAME PERMIT	135
REGISTERED DENTAL HYGIENIST	19,615
REGISTERED DENTAL HYGIENIST IN ALTERNATIVE PRACTICE	794
REGISTERED DENTAL HYGIENIST IN EXTENDED FUNCTIONS	22
TOTAL	20,566

RENEWAL AND CONTINUING EDUCATION (CE)		
TYPE	FREQUENCY OF RENEWAL	NUMBER OF CE HOURS REQUIRED EACH CYCLE
REGISTERED DENTAL HYGIENIST	EVERY 2 YEARS	25
REGISTERED DENTAL HYGIENIST IN ALTERNATIVE PRACTICE	EVERY 2 YEARS	35
REGISTERED DENTAL HYGIENIST IN EXTENDED FUNCTIONS	EVERY 2 YEARS	25

EXAMINATION RESULTS			
EXAMINATION TITLE	% PASS	% FAIL	TOTAL NUMBER OF CANDIDATES
REGISTERED DENTAL HYGIENIST IN ALTERNATIVE PRACTICE LAW AND ETHICS EXAMINATION	81	19	104
REGISTERED DENTAL HYGIENIST LAW AND ETHICS EXAMINATION	80	20	1,050

SUMMARY OF ENFORCEMENT ACTIVITY

COMPLAINTS—INTAKE	
400	RECEIVED
4	CLOSED WITHOUT REFERRAL FOR INVESTIGATION
395	REFERRED FOR INVESTIGATION
1	PENDING

CONVICTION/ARREST NOTIFICATION COMPLAINTS	
106	RECEIVED
0	CLOSED WITHOUT REFERRAL FOR INVESTIGATION
106	REFERRED FOR INVESTIGATION
0	PENDING

INVESTIGATIONS	
501	OPENED
503	CLOSED
161	PENDING

ENFORCEMENT AGING—COMPLETED INTAKE AND INVESTIGATIONS	
366	UP TO 90 DAYS
80	91 TO 180 DAYS
28	181 DAYS TO 1 YEAR
25	1 TO 2 YEARS
2	2 TO 3 YEARS
2	OVER 3 YEARS
2	AVERAGE NUMBER OF DAYS FROM RECEIPT OF COMPLAINT TO ASSIGNMENT OF INVESTIGATOR (START OF INVESTIGATION)
87	AVERAGE NUMBER OF DAYS FOR ALL INVESTIGATION OUTCOMES (FROM START OF INVESTIGATION TO REFERRAL FOR PROSECUTION OR CASE CLOSURE WITHOUT REFERRAL FOR PROSECUTION)
88	AVERAGE NUMBER OF DAYS FROM RECEIPT OF COMPLAINT TO REFERRAL FOR PROSECUTION OR CASE CLOSURE WITHOUT REFERRAL FOR PROSECUTION

DENTAL HYGIENE BOARD OF CALIFORNIA

CITATIONS AND FINES	
1	ISSUED WITHOUT A FINE
323	ISSUED WITH A FINE
34	WITHDRAWN/DISMISSED/REDUCED
74	AVERAGE NUMBER OF DAYS TO ISSUE A CITATION AND FINE (FROM COMPLAINT RECEIPT/INSPECTION CONDUCTED TO CITATION ISSUED)

TOTAL AMOUNT OF FINES	
\$267,250.00	ASSESSED
\$18,525.00	WITHDRAWN/DISMISSED/REDUCED
\$195,125.00	COLLECTED

CRIMINAL/CIVIL ACTIONS	
0	REFERRALS FOR CRIMINAL/CIVIL ACTION
0	CRIMINAL ACTIONS FILED
0	CIVIL ACTIONS FILED

OFFICE OF THE ATTORNEY GENERAL/DISCIPLINARY ACTIONS	
11	CASES OPENED/INITIATED
16	CASES CLOSED
8	CASES PENDING

FORMAL ACTIONS FILED/WITHDRAWN/DISMISSED	
4	STATEMENT OF ISSUES FILED
12	ACCUSATIONS FILED
0	RESTRAINING/RESTRICTION/SUSPENSION ORDERS GRANTED
0	STATEMENT OF ISSUES WITHDRAWN/DISMISSED
0	ACCUSATIONS WITHDRAWN/DISMISSED
290	AVERAGE NUMBER OF DAYS FROM CLOSURE OF INVESTIGATION TO IMPOSING FORMAL DISCIPLINE

ADMINISTRATIVE OUTCOMES/FINAL ORDERS	
1	LICENSE APPLICATIONS DENIED
1	REVOCATION
1	SURRENDER OF LICENSE
0	PROBATION WITH SUSPENSION
0	SUSPENSION ONLY
7	PROBATION ONLY
6	PUBLIC REPRIMAND/PUBLIC REPROVAL/PUBLIC LETTER OF REPRIMAND
0	OTHER DECISIONS
16	TOTAL

ENFORCEMENT AGING—COMPLETED ATTORNEY GENERAL CASES	
3	UP TO 1 YEAR
8	1 TO 2 YEARS
3	2 TO 3 YEARS
2	OVER 3 YEARS
633	AVERAGE NUMBER OF DAYS TO IMPOSE DISCIPLINE

PROBATION	
9	PROBATIONS COMPLETED
24	PROBATIONERS PENDING (CLOSE OF FISCAL YEAR)

SUBSEQUENT DISCIPLINE	
2	PROBATIONS REVOKED
2	PROBATIONER'S LICENSE SURRENDERED
1	ADDITIONAL PROBATION ONLY
0	SUSPENSION ONLY ADDED
0	OTHER CONDITIONS ADDED ONLY
0	OTHER PROBATION OUTCOME

PETITION FOR MODIFICATION OR TERMINATION OF PROBATION	
1	GRANTED
0	DENIED

PETITION FOR REINSTATEMENT OF REVOKED LICENSE/REGISTRATION/CERTIFICATION	
3	GRANTED
0	DENIED

COST RECOVERY	
\$64,906.50	ORDERED
\$30,671.36	COLLECTED



BUREAU OF HOUSEHOLD GOODS AND SERVICES

Registers and regulates electronic and appliance repair businesses and has jurisdiction over the sale and administration of service contracts on various consumer products. Licenses and regulates the manufacture and sale (retail, wholesale, and import) of upholstered furniture and bedding, supply dealers, custom upholsterers, bedding sanitizers, and the manufacture of thermal insulation products, and tests for flammability and sanitization. Permits and regulates the transport of household goods and personal effects by household movers and brokers.

www.bhgs.dca.ca.gov

Staff: 68.9 civil servant positions, 1 exempt, 2 blanket

Licenses, Registrations, Certificates, and Permits: 40,895

Advisory Council Membership: 2 public representatives, 6 industry members

Bureau Leadership:

Justin Paddock	Claire Goldstene
Chief	Deputy Chief
justin.paddock@dca.ca.gov	claire.goldstene@dca.ca.gov

Laws and Regulations:

Business and Professions Code section 9800–9874; section 19000–19221; section 19225–19294

California Code of Regulations, title 16, section 2700–2775

California Code of Regulations, title 4, section 1101–1383.6

Sunset Review:

Last review: 2023 | Next review: 2027

BUREAU HIGHLIGHTS

RECIPROCITY

The Bureau does not have reciprocity.

ACCOMPLISHMENTS

Sunset Review

The Bureau submitted its Sunset Review Report to the Legislature in December 2022. DCA Director Kimberly Kirchmeyer and Bureau Chief Justin Paddock testified before the Assembly Committee on Business and Professions and the Senate Committee on Business, Professions and Economic Development at the Sunset Review hearing. The Bureau then submitted formal written responses to questions raised in the Sunset Review Background Paper on the Bureau and at the hearing. The resulting bill, Senate Bill 814 (SB) (Roth, Chapter 508, Statutes of 2023), extends the Bureau for an additional four years and consolidates the Bureau’s three operating funds into one.

Technological Advancements

On June 1, 2023, the Bureau launched an online application for the Household Movers Program as part of DCA’s business modernization project. Household mover applicants can now submit their applications, fees, and other required documents entirely online. Additional phases of the Bureau’s business modernization project are anticipated to be completed in fiscal year 2023–24.

Communications and Outreach

In April 2023, Bureau Chief Justin Paddock was interviewed for a story about an excessively expensive appliance repair and shared consumer tips, including the requirement to receive a cost estimate, which should have a breakdown of parts and labor and how labor costs are calculated. He also let viewers know that, when the job is complete, they should receive an itemized invoice with the company's state registration number and a list of what work was done.

In late April 2023, the Bureau released a press release and social media commentary celebrating May as national moving month. Late spring and summer are the busiest times in the moving industry. The communications were offered in English and Spanish and helped consumers select movers and avoid scams, and advised them what to do when something goes wrong with a move.

Consumer Protection

The Bureau conducted two household mover sting operations: a two-day operation in November 2022 in the Yolo and Yuba counties area and in April 2023 in Kern County. The Bureau received special and invaluable assistance from the Department's Division of Investigation in both operations.

In both operations, the Bureau set appointments with numerous unlicensed movers, most of which have multiple consumer complaints, to meet at sting locations. The Northern California operation led to 12 criminal case referrals to local district attorneys' offices, and the Southern California operation led to eight referrals to the Kern County District Attorney's Office.

NEW LEGISLATION

AB 1059 (Friedman, Chapter 461, Statutes of 2023), beginning January 1, 2027: (1) prohibits a person, manufacturer, retailer, importer, or online seller from manufacturing, selling, offering, or distributing any new, juvenile product, mattress, or upholstered furniture that contains fiberglass; (2) prohibits a custom upholsterer from repairing, reupholstering, recovering, or restoring any mattress, juvenile product, upholstered furniture, or reupholstered furniture using a replacement component that contains fiberglass; and (3) sunsets the current statutory exemption for components of adult mattresses other than foam. This bill also requires the International Sleep Products Association to submit a quantitative health risk assessment of modacrylic fiber without antimony trioxide to the Bureau by October 1, 2025.

SB 244 (Eggman, Chapter 704, Statutes of 2023) enacts the Right to Repair Act and requires the manufacturers of electronic or appliance products to make available sufficient documentation, functional parts, tools, and updates to affect the diagnosis, maintenance, or repair of their product to owners of the product, service and repair facilities, and service dealers. Manufacturers will be required to make this information available for three to seven years, depending on the price of the electronic or appliance product. This requirement applies regardless of the warranty period. The Act provides exceptions to protect manufacturer's proprietary information, intellectual property, trade secrets, and protection from liability for damages. It also includes monetary fines for violating the Act. The requirements and enforcement provisions of the bill become effective on July 1, 2024.

SB 814 (Roth, Chapter 508, Statutes of 2023) extends the sunset review date of the Bureau from January 1, 2024 to January 1, 2028, and makes various statutory revisions in response to issues raised in the Bureau's sunset review process.

LICENSE REQUIREMENTS

LICENSE REQUIREMENTS	Y/N
ELECTRONIC AND APPLIANCE REPAIR REGISTRATIONS/HOME FURNISHINGS AND THERMAL INSULATION LICENSES	
CONTINUING EDUCATION/COMPETENCY	N
DEGREE/PROFESSIONAL SCHOOLING	N
EXAMINATION	N
FINGERPRINT REQUIREMENT	N
QUALIFYING EXPERIENCE (MAY INCLUDE EDUCATION)	N
HOUSEHOLD MOVERS PERMITS	
CONTINUING EDUCATION/COMPETENCY	N
DEGREE/PROFESSIONAL SCHOOLING	N
EXAMINATION	Y
FINGERPRINT REQUIREMENT	Y
QUALIFYING EXPERIENCE (MAY INCLUDE EDUCATION)	N

* Applicable to specific license types. Refer to the laws and regulations for details.

FEES*

LICENSE TYPE	ACTUAL FEE	STATUTORY LIMIT
APPLIANCE SERVICE DEALER		
INITIAL REGISTRATION FEE	\$190.00	\$205.00
RENEWAL FEE	\$190.00	\$205.00

BUREAU OF HOUSEHOLD GOODS AND SERVICES

LICENSE TYPE	ACTUAL FEE	STATUTORY LIMIT
COMBINATION SERVICE DEALER		
INITIAL REGISTRATION FEE	\$375.00	\$405.00
RENEWAL FEE	\$375.00	\$400.00
ELECTRONIC SERVICE DEALER		
INITIAL REGISTRATION FEE	\$190.00	\$205.00
RENEWAL FEE	\$190.00	\$205.00
SERVICE CONTRACT ADMINISTRATOR		
INITIAL REGISTRATION FEE	\$95.00	\$95.00
RENEWAL FEE	\$95.00	\$95.00
SERVICE CONTRACT SELLER		
INITIAL REGISTRATION FEE	\$95.00	\$95.00
RENEWAL FEE	\$95.00	\$95.00
BEDDING RETAILER		
INITIAL LICENSE FEE	\$140.00	\$150.00
RENEWAL FEE	\$140.00	\$150.00
CUSTOM UPHOLSTERER		
INITIAL LICENSE FEE	\$420.00	\$450.00
RENEWAL FEE	\$420.00	\$450.00
FURNITURE AND BEDDING MANUFACTURER		
INITIAL LICENSE FEE	\$750.00	\$940.00
RENEWAL FEE	\$750.00	\$940.00
FURNITURE AND BEDDING RETAILER		
INITIAL LICENSE FEE	\$280.00	\$300.00
RENEWAL FEE	\$280.00	\$300.00
FURNITURE AND BEDDING WHOLESALE		
INITIAL LICENSE FEE	\$625.00	\$675.00
RENEWAL FEE	\$625.00	\$675.00
FURNITURE RETAILER		
INITIAL LICENSE FEE	\$140.00	\$150.00
RENEWAL FEE	\$140.00	\$150.00
IMPORTER (INCLUDES OVERSEAS MANUFACTURERS)		
INITIAL LICENSE FEE	\$750.00	\$940.00
RENEWAL FEE	\$750.00	\$940.00
SANITIZER		
INITIAL LICENSE FEE	\$420.00	\$450.00
RENEWAL FEE	\$420.00	\$450.00
SUPPLY DEALER		
INITIAL LICENSE FEE	\$625.00	\$675.00
RENEWAL FEE	\$625.00	\$675.00

LICENSE TYPE	ACTUAL FEE	STATUTORY LIMIT
THERMAL INSULATION MANUFACTURER		
INITIAL LICENSE FEE	\$2,000.00	\$8,000.00
RENEWAL FEE	\$2,000.00	\$2,500.00
HOUSEHOLD MOVER		
INITIAL APPLICATION FEE	\$500.00	\$500.00
QUARTERLY FEE	\$15.00 AND 1/10TH OF 1% OF REVENUE	\$15.00 AND 1/10TH OF 1% OF REVENUE

* Additional fees may be required. Refer to the laws and regulations for details.

SUMMARY OF LICENSING ACTIVITY

INITIAL LICENSES/REGISTRATIONS/CERTIFICATES/PERMITS			
TYPE	APPLICATIONS RECEIVED	ISSUED	RENEWED
APPLIANCE SERVICE DEALER REGISTRATION	467	460	2,195
BEDDING RETAILER LICENSE	105	118	1,118
COMBINATION SERVICE DEALER REGISTRATION	24	21	260
CUSTOM UPHOLSTERER LICENSE	9	10	165
ELECTRONIC SERVICE DEALER REGISTRATION	182	184	2,868
FURNITURE AND BEDDING MANUFACTURER LICENSE	94	96	583
FURNITURE AND BEDDING RETAILER LICENSE	249	282	3,791
FURNITURE AND BEDDING WHOLESALE LICENSE	16	11	73
FURNITURE RETAILER LICENSE	64	68	1,183
HOUSEHOLD MOVERS PERMIT	170	154	N/A*
IMPORTER LICENSE	671	696	2,220
SANITIZER LICENSE	2	0	5
SERVICE CONTRACT ADMINISTRATOR LICENSE	12	12	69
SERVICE CONTRACT SELLER REGISTRATION	292	1,305**	8,029
SUPPLY DEALER LICENSE	2	3	39
THERMAL INSULATION MANUFACTURER LICENSE	2	2	91
TOTAL	2,361	3,422	22,689

*Household mover permit holders are not subject to renewal. In lieu of renewal, permit holders file quarterly reports with fees based on their revenue.

**An application for Service Contract Seller Registration can result in multiple registrations issued based on locations.

BUREAU OF HOUSEHOLD GOODS AND SERVICES

LICENSING POPULATION BY TYPE

TYPE	LICENSES/REGISTRATIONS/ CERTIFICATES/PERMITS
APPLIANCE SERVICE DEALER	2,696
BEDDING RETAILER	1,964
COMBINATION SERVICE DEALER	260
CUSTOM UPHOLSTERER	397
ELECTRONIC SERVICE DEALER	3,151
FURNITURE AND BEDDING MANUFACTURER	1,323
FURNITURE AND BEDDING RETAILER	10,310
FURNITURE AND BEDDING WHOLESALER	147
FURNITURE RETAILER	1,879
HOUSEHOLD MOVERS	1,090
IMPORTER	5,894
SANITIZER	31
SERVICE CONTRACT ADMINISTRATOR	80
SERVICE CONTRACT SELLER	11,489
SUPPLY DEALER	91
THERMAL INSULATION MANUFACTURER	93
TOTAL	40,895

RENEWAL AND CONTINUING EDUCATION (CE)

TYPE	FREQUENCY OF RENEWAL
APPLIANCE SERVICE DEALER*	EVERY YEAR
BEDDING RETAILER*	EVERY 2 YEARS
COMBINATION SERVICE DEALER*	EVERY YEAR
CUSTOM UPHOLSTERER*	EVERY 2 YEARS
ELECTRONIC SERVICE DEALER*	EVERY YEAR
FURNITURE AND BEDDING MANUFACTURER*	EVERY 2 YEARS
FURNITURE AND BEDDING RETAILER*	EVERY 2 YEARS
FURNITURE AND BEDDING WHOLESALER*	EVERY 2 YEARS
FURNITURE RETAILER*	EVERY 2 YEARS
IMPORTER*	EVERY 2 YEARS
SANITIZER*	EVERY 2 YEARS
SERVICE CONTRACT ADMINISTRATOR*	EVERY YEAR
SERVICE CONTRACT SELLER*	EVERY YEAR
SUPPLY DEALER*	EVERY YEAR
THERMAL INSULATION MANUFACTURER*	EVERY YEAR

* There are no continuing education requirements for this license type.

EXAMINATION RESULTS

EXAMINATION TITLE	% PASS	% FAIL	TOTAL NUMBER OF CANDIDATES
HOUSEHOLD MOVER EXAMINATION	92	8	139

SUMMARY OF ENFORCEMENT ACTIVITY

COMPLAINTS—INTAKE

2,129	RECEIVED
1061	CLOSED WITHOUT REFERRAL FOR INVESTIGATION
1,085	REFERRED FOR INVESTIGATION
1,125	PENDING

CONVICTION/ARREST NOTIFICATION COMPLAINTS

0	RECEIVED
0	CLOSED WITHOUT REFERRAL FOR INVESTIGATION
0	REFERRED FOR INVESTIGATION
0	PENDING

INSPECTIONS

438	CONDUCTED
340	CITATIONS ISSUED

INVESTIGATIONS

1,085	OPENED
899	CLOSED
1,067	PENDING

ENFORCEMENT AGING—COMPLETED INTAKE AND INVESTIGATIONS

411	UP TO 90 DAYS
179	91 TO 180 DAYS
251	181 DAYS TO 1 YEAR
49	1 TO 2 YEARS
8	2 TO 3 YEARS
1	OVER 3 YEARS
5	AVERAGE NUMBER OF DAYS FROM RECEIPT OF COMPLAINT TO ASSIGNMENT OF INVESTIGATOR (START OF INVESTIGATION)
95	AVERAGE NUMBER OF DAYS FOR ALL INVESTIGATION OUTCOMES (FROM START OF INVESTIGATION TO REFERRAL FOR PROSECUTION OR CASE CLOSURE WITHOUT REFERRAL FOR PROSECUTION)
137	AVERAGE NUMBER OF DAYS FROM RECEIPT OF COMPLAINT TO REFERRAL FOR PROSECUTION OR CASE CLOSURE WITHOUT REFERRAL FOR PROSECUTION

BUREAU OF HOUSEHOLD GOODS AND SERVICES

CITATIONS AND FINES	
0	ISSUED WITHOUT A FINE
340	ISSUED WITH A FINE
59	WITHDRAWN/DISMISSED/REDUCED
31	AVERAGE NUMBER OF DAYS TO ISSUE A CITATION AND FINE (FROM COMPLAINT RECEIPT/INSPECTION CONDUCTED TO CITATION ISSUED)

TOTAL AMOUNT OF FINES	
\$233,550.00	ASSESSED
\$15,650.00	WITHDRAWN/DISMISSED/REDUCED
\$22,200.00	COLLECTED

CRIMINAL/CIVIL ACTIONS	
0	REFERRALS FOR CRIMINAL/CIVIL ACTION
0	CRIMINAL ACTIONS FILED
0	CIVIL ACTIONS FILED

OFFICE OF THE ATTORNEY GENERAL/DISCIPLINARY ACTIONS	
5	CASES OPENED/INITIATED
0	CASES CLOSED
3	CASES PENDING

FORMAL ACTIONS FILED/WITHDRAWN/DISMISSED	
0	STATEMENT OF ISSUES FILED
1	ACCUSATIONS FILED
0	RESTRAINING/RESTRICTION/SUSPENSION ORDERS GRANTED
0	STATEMENT OF ISSUES WITHDRAWN/DISMISSED
0	ACCUSATIONS WITHDRAWN/DISMISSED
0	AVERAGE NUMBER OF DAYS FROM CLOSURE OF INVESTIGATION TO IMPOSING FORMAL DISCIPLINE

ADMINISTRATIVE OUTCOMES/FINAL ORDERS	
2	LICENSE APPLICATIONS DENIED
0	REVOCATION
0	SURRENDER OF LICENSE
0	PROBATION WITH SUSPENSION
0	SUSPENSION ONLY
0	PROBATION ONLY
0	PUBLIC REPRIMAND/PUBLIC REPROVAL/PUBLIC LETTER OF REPRIMAND
0	OTHER DECISIONS
2	TOTAL

ENFORCEMENT AGING—COMPLETED ATTORNEY GENERAL CASES	
N/A	UP TO 1 YEAR
N/A	1 TO 2 YEARS
N/A	2 TO 3 YEARS
N/A	OVER 3 YEARS
N/A	AVERAGE NUMBER OF DAYS TO IMPOSE DISCIPLINE

PROBATION	
0	PROBATIONS COMPLETED
0	PROBATIONERS PENDING (CLOSE OF FISCAL YEAR)

SUBSEQUENT DISCIPLINE	
0	PROBATIONS REVOKED
0	PROBATIONER'S LICENSE SURRENDERED
0	ADDITIONAL PROBATION ONLY
0	SUSPENSION ONLY ADDED
0	OTHER CONDITIONS ADDED ONLY
0	OTHER PROBATION OUTCOME

PETITION FOR MODIFICATION OR TERMINATION OF PROBATION	
0	GRANTED
0	DENIED

PETITION FOR REINSTATEMENT OF REVOKED LICENSE/REGISTRATION/CERTIFICATION	
0	GRANTED
0	DENIED

COST RECOVERY	
\$0.00	ORDERED
\$0.00	COLLECTED

RESTITUTION TO CONSUMERS/REFUNDS/SAVINGS	
\$0.00	RESTITUTION ORDERED
\$15,166.09	AMOUNT REFUNDED
\$0.00	REWORK AT NO CHARGE
\$399.48	ADJUSTMENTS/RETURNS/EXCHANGES
\$15,565.57	TOTAL SAVINGS ACHIEVED FOR CONSUMERS



MEDICAL BOARD OF CALIFORNIA

Licenses and regulates physicians and surgeons; licensed midwives, polysomnographic trainees, technicians, and technologists; research psychoanalysts; issues special faculty permits; and approves outpatient surgery setting accreditation agencies.

www.mbc.ca.gov

Staff: 178.9 civil servant positions, 1 exempt

Licenses, Registrations, Certificates, and Permits: 179,035

Board Membership: 7 public representatives, 8 licensees

Board Leadership:

Reji Varghese	Marina O'Connor
<i>Executive Director</i>	<i>Deputy Executive Director</i>
reji.varghese@mbc.ca.gov	marina.oconnor@mbc.ca.gov

Laws and Regulations:

Business and Professions Code section 2000–2448, section 2500–2529.6, section 3575–3579

California Code of Regulations, title 16, section 1300–1379.78

Sunset Review:

Last review: 2023 | Next review: 2027

BOARD HIGHLIGHTS

RECIPROCITY

The California Medical Practice Act does not allow for license reciprocity between states. Out-of-state applicants who are licensed in another state must apply and meet California licensing requirements before a license can be issued. Business and Professions Code sections 2135 and 2135.5 provide some exceptions when minimum requirements are deficient.

ACCOMPLISHMENTS

Updates to Enforcement

Senate Bill (SB) 806 (Roth, Chapter 649, Statutes of 2021) required DCA's director to approve an enforcement monitor for the Board. Alexan RPM Inc. was hired in July 2022 to monitor and report on the Board's enforcement program. The enforcement monitor's initial report was released in March 2023 and the final report was released in August 2023. The Board will be working with the Attorney General's Office and DCA's Division of Investigation to discuss and implement recommendations from the monitor's reports.

Sunset Review

Fiscal year 2022–23 marked the initial stages of the Board's sunset review. In January 2023, the Board submitted its "Sunset Review Report" to the Legislature and included multiple requests for statutory changes the Board believed would strengthen consumer protection in California. Stakeholders provided comments on the Board's operations and recommended statutory changes

to the Legislature. During the review process, the Board participated in a legislative sunset hearing held March 16, 2023, which focused on the Board's enforcement program and proposed statutory changes. The Board's sunset extension, as well as other changes approved by the Legislature, are included within SB 815 (Roth, Chapter 294, Statutes of 2023).

Board Leadership

The Board selected a new executive director, Reji Varghese, who was sworn in on June 23, 2023. Varghese previously served as the deputy executive director for the Board and prior to that was the executive director of the Oklahoma Medical Board.

Strategic Plan

The Board adopted its new 2023–2027 Strategic Plan in February 2023. The plan was developed based on stakeholder input and discussions with the Board in August 2022 and October 2022, which were facilitated by the DCA's SOLID. The Board set ambitious goals to further the Board's mission to protect health care consumers and prevent harm through its licensing and enforcement programs. The plan includes, among other priorities, a goal to improve communications and trust with its stakeholders and to continue developing more efficient ways to accomplish its mission.

Important Meetings

To ensure transparency and improve communications and trust, the Board held interested party meetings with its stakeholders and the public to obtain input on revisions to the Board's "Guidelines for Prescribing Controlled Substances for Pain," Sunset Review Report, and a proposed online complaint tracking system.

NEW LEGISLATION

AB 242 (Wood, Chapter 641, Statutes of 2023) eliminates the January 1, 2024, sunset date and makes permanent a pilot program that authorizes federally certified critical access hospitals to employ medical professionals and charge for professional services rendered by those medical professionals. The bill makes no other changes to the pilot program, critical access hospitals will still be prohibited from directing or interfering with the professional judgment of a physician, and medical staff will still be required to concur by an affirmative vote prior to a physician's employment.

AB 470 (Valencia, Chapter 330, Statutes of 2023) adds physician-patient communication as an example of an educational activity that would meet continuing medical

education requirements. The bill also requires continuing medical education accreditors that choose to update their standards to meet certain requirements and to ensure the standards meet the needs of California's changing demographics and language disparities.

AB 834 (Irwin, Chapter 166, Statutes of 2023) authorizes podiatrists to own an equal or majority interest in a professional partnership with physicians. Physicians and podiatrists combined will still need to have majority control in partnerships that include other individuals.

AB 1130 (Berman, Chapter 21, Statutes of 2023) replaces the term "addict" with "person with substance use disorder" in several sections of the Business and Professions and Health and Safety Codes.

AB 1369 (Bauer-Kahan, Chapter 837, Statutes of 2023) allows out-of-state physicians, who are not licensed in California, to practice medicine in California via telehealth when treating certain eligible patients who suffer from immediately life-threatening conditions. These physicians do not need to be registered with the Board.

AB 1395 (Garcia, Chapter 205, Statutes of 2023) requires the Board to issue a three-year nonrenewable license to applicants who qualify for the Licensed Physicians and Dentists from Mexico Pilot Program but have not provided an individual taxpayer identification number or social security number (SSN). Such applicants will be required to immediately seek both a three-year visa and the accompanying SSN from the United States government and provide that information to the Board. These individuals are prohibited from practicing medicine until the Board determines that they have successfully obtained an SSN.

AB 1646 (Nguyen, Stephanie, Chapter 257, Statutes of 2023) allows a graduate of a medical school approved by the Board, who is participating in an out-of-state postgraduate training program approved by the Accreditation Council for Graduate Medical Education, to engage in guest rotations, as specified, in California for up to 90 days without obtaining a license.

SB 815 (Roth, Chapter 294, Statutes of 2023) is the sunset bill for the Board, which extends Board operations until January 1, 2028. Additionally, this bill makes several changes requested by the Board through the sunset review process, including increasing fees, creating a Complainant Liaison Unit, amending postgraduate training license requirements, transferring regulation of research psychoanalysts to the Board of Psychology, and making several changes to the Board's enforcement processes, among other changes.

MEDICAL BOARD OF CALIFORNIA

LICENSE REQUIREMENTS*

LICENSE REQUIREMENTS	Y/N
PHYSICIAN AND SURGEON	
CONTINUING EDUCATION/COMPETENCY	Y
DEGREE/PROFESSIONAL SCHOOLING	Y
EXAMINATION	Y
FINGERPRINT REQUIREMENT	Y
QUALIFYING EXPERIENCE (MAY INCLUDE EDUCATION)	Y
LICENSED MIDWIFE	
CONTINUING EDUCATION/COMPETENCY	Y
DEGREE/PROFESSIONAL SCHOOLING	Y
EXAMINATION	Y
FINGERPRINT REQUIREMENT	Y
QUALIFYING EXPERIENCE (MAY INCLUDE EDUCATION)	Y
RESEARCH PSYCHOANALYST	
CONTINUING EDUCATION/COMPETENCY	N
DEGREE/PROFESSIONAL SCHOOLING	Y
EXAMINATION	N
FINGERPRINT REQUIREMENT	Y
QUALIFYING EXPERIENCE (MAY INCLUDE EDUCATION)	Y
FICTITIOUS NAME PERMIT	
CONTINUING EDUCATION/COMPETENCY	N
DEGREE/PROFESSIONAL SCHOOLING	N
EXAMINATION	N
FINGERPRINT REQUIREMENT	N
QUALIFYING EXPERIENCE (MAY INCLUDE EDUCATION)	N
SPECIAL PROGRAMS (INDIVIDUAL)	
CONTINUING EDUCATION/COMPETENCY	N
DEGREE/PROFESSIONAL SCHOOLING	Y
EXAMINATION	N
FINGERPRINT REQUIREMENT	Y
QUALIFYING EXPERIENCE (MAY INCLUDE EDUCATION)	Y
SPECIAL FACULTY PERMIT	
CONTINUING EDUCATION/COMPETENCY	Y
DEGREE/PROFESSIONAL SCHOOLING	Y
EXAMINATION	Y
FINGERPRINT REQUIREMENT	Y

LICENSE REQUIREMENTS	Y/N
QUALIFYING EXPERIENCE (MAY INCLUDE EDUCATION)	Y
POLYSOMNOGRAPHIC TRAINEE	
CONTINUING EDUCATION/COMPETENCY	N
DEGREE/PROFESSIONAL SCHOOLING	N
EXAMINATION	N
FINGERPRINT REQUIREMENT	Y
QUALIFYING EXPERIENCE (MAY INCLUDE EDUCATION)	Y
POLYSOMNOGRAPHIC TECHNICIAN	
CONTINUING EDUCATION/COMPETENCY	N
DEGREE/PROFESSIONAL SCHOOLING	Y
EXAMINATION	Y
FINGERPRINT REQUIREMENT	Y
QUALIFYING EXPERIENCE (MAY INCLUDE EDUCATION)	Y
POLYSOMNOGRAPHIC TECHNOLOGIST	
CONTINUING EDUCATION/COMPETENCY	N
DEGREE/PROFESSIONAL SCHOOLING	Y
EXAMINATION	Y
FINGERPRINT REQUIREMENT	Y
QUALIFYING EXPERIENCE (MAY INCLUDE EDUCATION)	Y
POSTGRADUATE TRAINING LICENSE	
CONTINUING EDUCATION/COMPETENCY	N
DEGREE/PROFESSIONAL SCHOOLING	Y
EXAMINATION	Y
FINGERPRINT REQUIREMENT	Y
QUALIFYING EXPERIENCE (MAY INCLUDE EDUCATION)	N
OUTPATIENT SURGERY SETTING ACCREDITATION AGENCIES	
CONTINUING EDUCATION/COMPETENCY	N
DEGREE/PROFESSIONAL SCHOOLING	N
EXAMINATION	N
FINGERPRINT REQUIREMENT	N
QUALIFYING EXPERIENCE (MAY INCLUDE EDUCATION)	N

* Applicable to specific license types. Refer to the laws and regulations for details.

MEDICAL BOARD OF CALIFORNIA

FEES*

LICENSE TYPE	ACTUAL FEE	STATUTORY LIMIT
PHYSICIAN AND SURGEON		
APPLICATION FEE	\$625.00**	\$625.00
INITIAL LICENSE FEE	\$1,151.00	\$1,151.00
RENEWAL FEE (EVERY 2 YEARS)	\$1,151.00	\$1,151.00
POSTGRADUATE TRAINING LICENSE		
APPLICATION FEE	\$625.00**	\$625.00
SPECIAL FACULTY PERMIT		
SPECIAL FACULTY PERMIT APPLICATION FEE	\$625.00**	\$625.00
SPECIAL FACULTY PERMIT INITIAL LICENSE FEE	\$1,151.00	\$1,151.00
SPECIAL FACULTY PERMIT	\$1,151.00	\$1,151.00
SPECIAL PROGRAMS APPLICATION FEE	\$86.00	\$86.00
SPECIAL PROGRAMS ANNUAL RENEWAL FEE	\$43.00	\$43.00
FICTITIOUS NAME PERMIT		
FICTITIOUS NAME PERMIT FEE	\$70.00	\$70.00
FICTITIOUS NAME PERMIT RENEWAL FEE	\$50.00	\$50.00
LICENSED MIDWIFE		
INITIAL FEE	\$300.00**	\$300.00
RENEWAL FEE	\$200.00	\$200.00
POLYSOMNOGRAPHIC		
TRAINEE APPLICATION FEE	\$100.00**	\$100.00
TRAINEE REGISTRATION FEE	\$100.00	\$100.00
TECHNICIAN APPLICATION FEE	\$100.00**	\$100.00
TECHNICIAN REGISTRATION FEE	\$100.00	\$100.00
TECHNOLOGIST APPLICATION FEE	\$100.00**	\$100.00
TECHNOLOGIST REGISTRATION FEE	\$100.00	\$100.00
TRAINEE, TECHNICIAN, AND TECHNOLOGIST RENEWAL FEE	\$150.00	\$150.00
RESEARCH PSYCHOANALYST		
INITIAL FEE	\$150.00**	\$150.00
RENEWAL FEE	\$75.00	\$75.00
OUTPATIENT SURGERY SETTING ACCREDITATION AGENCIES		
INITIAL FEE	\$5,000.00**	\$5,000.00
RENEWAL FEE	\$100.00***	\$100.00

* Additional fees may be required. Refer to the laws and regulations for details.

**Additional \$49.00 Department of Justice/FBI fingerprint fee required.

***\$100.00 per setting every three years.

SUMMARY OF LICENSING ACTIVITY

INITIAL LICENSES/REGISTRATIONS/CERTIFICATES/PERMITS*			
TYPE	APPLICATIONS RECEIVED	ISSUED	RENEWED
FICTITIOUS NAME PERMIT	1,821	1,732	5,414
LICENSED MIDWIFE LICENSE	28	34	234
PHYSICIAN AND SURGEON LICENSE	8,649	7,639	73,263
POLYSOMNOGRAPHIC TECHNICIAN REGISTRATION	21	21	63
POLYSOMNOGRAPHIC TECHNOLOGIST REGISTRATION	47	48	388
POLYSOMNOGRAPHIC TRAINEE REGISTRATION	43	43	15
POSTGRADUATE TRAINING LICENSE*	2,145	2,810	N/A
RESEARCH PSYCHOANALYST LICENSE	4	2	11
RESEARCH PSYCHOANALYST STUDENT LICENSE	3	3	5
SPECIAL FACULTY PERMIT	1	3	13
SPECIAL PROGRAMS (INDIVIDUAL) LICENSE	57	58	100
OUTPATIENT SURGERY SETTING ACCREDITATION AGENCIES	0	0	4
BPC 853 PILOT PROGRAM PHYSICIAN	14	9	N/A
TOTAL	12,833	12,402	79,510

* Postgraduate training licenses cannot be renewed.

LICENSING POPULATION BY TYPE	
TYPE	LICENSES/REGISTRATIONS/CERTIFICATES/PERMITS
FICTITIOUS NAME PERMIT	13,444
LICENSED MIDWIFE	492
PHYSICIAN AND SURGEON	156,418
POLYSOMNOGRAPHIC TECHNICIAN	158
POLYSOMNOGRAPHIC TECHNOLOGIST	611
POLYSOMNOGRAPHIC TRAINEE	83
POSTGRADUATE TRAINING	7,552
RESEARCH PSYCHOANALYST	70
RESEARCH PSYCHOANALYST STUDENT	21
SPECIAL FACULTY	26
SPECIAL PROGRAMS (INDIVIDUAL)	132

MEDICAL BOARD OF CALIFORNIA

LICENSING POPULATION BY TYPE

OUTPATIENT SURGERY SETTING ACCREDITATION AGENCIES	4
BPC 853 PILOT PROGRAM PHYSICIAN	24
TOTAL	179,035

RENEWAL AND CONTINUING EDUCATION (CE)

TYPE	FREQUENCY OF RENEWAL	NUMBER OF CE HOURS REQUIRED EACH CYCLE
FICTITIOUS NAME PERMIT	EVERY 2 YEARS	N/A
LICENSED MIDWIFE	EVERY 2 YEARS	36
PHYSICIAN AND SURGEON	EVERY 2 YEARS	50
POLYSOMNOGRAPHIC TECHNICIAN	EVERY 2 YEARS	N/A
POLYSOMNOGRAPHIC TECHNOLOGIST	EVERY 2 YEARS	N/A
POLYSOMNOGRAPHIC TRAINEE	EVERY 2 YEARS	N/A
RESEARCH PSYCHOANALYST	EVERY 2 YEARS	N/A
SPECIAL PROGRAMS (INDIVIDUAL)	EVERY 2 YEARS	N/A
SPECIAL FACULTY	EVERY 2 YEARS	50

EXAMINATION RESULTS

EXAMINATION TITLE	% PASS	% FAIL	TOTAL NUMBER OF CANDIDATES
REGISTERED POLYSOMNOGRAPHIC TECHNOLOGIST EXAMINATION	72	28	496
NORTH AMERICAN REGISTRY FOR MIDWIVES EXAMINATION	68	32	283
UNITED STATES MEDICAL LICENSING EXAMINATION STEP 1	93	7	22,828
UNITED STATES MEDICAL LICENSING EXAMINATION STEP 2 CLINICAL KNOWLEDGE	99	1	24,205
UNITED STATES MEDICAL LICENSING EXAMINATION STEP 3	98	2	21,633

SUMMARY OF ENFORCEMENT ACTIVITY: LICENSED MIDWIFE

COMPLAINTS—INTAKE

18	RECEIVED
0	CLOSED WITHOUT REFERRAL FOR INVESTIGATION
18	REFERRED FOR INVESTIGATION
0	PENDING

CONVICTION/ARREST NOTIFICATION COMPLAINTS

1	RECEIVED
0	CLOSED WITHOUT REFERRAL FOR INVESTIGATION
1	REFERRED FOR INVESTIGATION
0	PENDING

INVESTIGATIONS

19	OPENED
18	CLOSED
12	PENDING

ENFORCEMENT AGING—COMPLETED INTAKE AND INVESTIGATIONS

10	UP TO 90 DAYS
2	91 TO 180 DAYS
1	181 DAYS TO 1 YEAR
1	1 TO 2 YEARS
3	2 TO 3 YEARS
1	OVER 3 YEARS
4	AVERAGE NUMBER OF DAYS FROM RECEIPT OF COMPLAINT TO ASSIGNMENT OF INVESTIGATOR (START OF INVESTIGATION)
273	AVERAGE NUMBER OF DAYS FOR ALL INVESTIGATION OUTCOMES (FROM START OF INVESTIGATION TO REFERRAL FOR PROSECUTION OR CASE CLOSURE WITHOUT REFERRAL FOR PROSECUTION)
280	AVERAGE NUMBER OF DAYS FROM RECEIPT OF COMPLAINT TO REFERRAL FOR PROSECUTION OR CASE CLOSURE WITHOUT REFERRAL FOR PROSECUTION

CITATIONS AND FINES

0	ISSUED WITHOUT A FINE
2	ISSUED WITH A FINE
0	WITHDRAWN/DISMISSED/REDUCED
785	AVERAGE NUMBER OF DAYS TO ISSUE A CITATION AND FINE (FROM COMPLAINT RECEIPT/INSPECTION CONDUCTED TO CITATION ISSUED)

MEDICAL BOARD OF CALIFORNIA

TOTAL AMOUNT OF FINES	
\$1,050.00	ASSESSED
\$0.00	WITHDRAWN/DISMISSED/REDUCED
\$1,050.00	COLLECTED

CRIMINAL/CIVIL ACTIONS	
2	REFERRALS FOR CRIMINAL/CIVIL ACTION
0	CRIMINAL ACTIONS FILED
0	CIVIL ACTIONS FILED

OFFICE OF THE ATTORNEY GENERAL/DISCIPLINARY ACTIONS	
2	CASES OPENED/INITIATED
7	CASES CLOSED
4	CASES PENDING

FORMAL ACTIONS FILED/WITHDRAWN/DISMISSED	
0	STATEMENT OF ISSUES FILED
1	ACCUSATIONS FILED
1	RESTRAINING/RESTRICTION/SUSPENSION ORDERS GRANTED
0	STATEMENT OF ISSUES WITHDRAWN/DISMISSED
0	ACCUSATIONS WITHDRAWN/DISMISSED
456	AVERAGE NUMBER OF DAYS FROM CLOSURE OF INVESTIGATION TO IMPOSING FORMAL DISCIPLINE

ADMINISTRATIVE OUTCOMES/FINAL ORDERS	
0	LICENSE APPLICATIONS DENIED
0	REVOCATION
2	SURRENDER OF LICENSE
0	PROBATION WITH SUSPENSION
0	SUSPENSION ONLY
3	PROBATION ONLY
2	PUBLIC REPRIMAND/PUBLIC REPROVAL/PUBLIC LETTER OF REPRIMAND
0	OTHER DECISIONS
7	TOTAL

ENFORCEMENT AGING—COMPLETED ATTORNEY GENERAL CASES	
0	UP TO 1 YEAR
0	1 TO 2 YEARS
1	2 TO 3 YEARS
6	OVER 3 YEARS
1,171	AVERAGE NUMBER OF DAYS TO IMPOSE DISCIPLINE

PROBATION	
0	PROBATIONS COMPLETED
3	PROBATIONERS PENDING (CLOSE OF FISCAL YEAR)

SUBSEQUENT DISCIPLINE	
0	PROBATIONS REVOKED
1	PROBATIONER'S LICENSE SURRENDERED
0	ADDITIONAL PROBATION ONLY
0	SUSPENSION ONLY ADDED
0	OTHER CONDITIONS ADDED ONLY
0	OTHER PROBATION OUTCOME

PETITION FOR MODIFICATION OR TERMINATION OF PROBATION	
0	GRANTED
0	DENIED

PETITION FOR REINSTATEMENT OF REVOKED LICENSE/REGISTRATION/CERTIFICATION	
0	GRANTED
0	DENIED

COST RECOVERY	
\$56,026.81	ORDERED
\$10,951.51	COLLECTED

SUMMARY OF ENFORCEMENT ACTIVITY: PHYSICIAN AND SURGEON

COMPLAINTS—INTAKE	
9,280	RECEIVED
0	CLOSED WITHOUT REFERRAL FOR INVESTIGATION
9,215	REFERRED FOR INVESTIGATION
75	PENDING

CONVICTION/ARREST NOTIFICATION COMPLAINTS	
241	RECEIVED
0	CLOSED WITHOUT REFERRAL FOR INVESTIGATION
232	REFERRED FOR INVESTIGATION
9	PENDING

INVESTIGATIONS	
9,447	OPENED
8,893	CLOSED
4,771	PENDING

MEDICAL BOARD OF CALIFORNIA

ENFORCEMENT AGING—COMPLETED INTAKE AND INVESTIGATIONS

4,412	UP TO 90 DAYS
1,746	91 TO 180 DAYS
1,827	181 DAYS TO 1 YEAR
607	1 TO 2 YEARS
214	2 TO 3 YEARS
87	OVER 3 YEARS
5	AVERAGE NUMBER OF DAYS FROM RECEIPT OF COMPLAINT TO ASSIGNMENT OF INVESTIGATOR (START OF INVESTIGATION)
184	AVERAGE NUMBER OF DAYS FOR ALL INVESTIGATION OUTCOMES (FROM START OF INVESTIGATION TO REFERRAL FOR PROSECUTION OR CASE CLOSURE WITHOUT REFERRAL FOR PROSECUTION)
188	AVERAGE NUMBER OF DAYS FROM RECEIPT OF COMPLAINT TO REFERRAL FOR PROSECUTION OR CASE CLOSURE WITHOUT REFERRAL FOR PROSECUTION

CITATIONS AND FINES

3	ISSUED WITHOUT A FINE
192	ISSUED WITH A FINE
29	WITHDRAWN/DISMISSED/REDUCED
696	AVERAGE NUMBER OF DAYS TO ISSUE A CITATION AND FINE (FROM COMPLAINT RECEIPT/INSPECTION CONDUCTED TO CITATION ISSUED)

TOTAL AMOUNT OF FINES

\$16,700.00	ASSESSED
\$27,100.00	WITHDRAWN/DISMISSED/REDUCED
\$118,621.67	COLLECTED

CRIMINAL/CIVIL ACTIONS

27	REFERRALS FOR CRIMINAL/CIVIL ACTION
1	CRIMINAL ACTIONS FILED
7	CIVIL ACTIONS FILED

OFFICE OF THE ATTORNEY GENERAL/DISCIPLINARY ACTIONS

481	CASES OPENED/INITIATED
310	CASES CLOSED
488	CASES PENDING

FORMAL ACTIONS FILED/WITHDRAWN/DISMISSED

1	STATEMENT OF ISSUES FILED
253	ACCUSATIONS FILED
47	RESTRAINING/RESTRICTION/SUSPENSION ORDERS GRANTED
0	STATEMENT OF ISSUES WITHDRAWN/DISMISSED

FORMAL ACTIONS FILED/WITHDRAWN/DISMISSED

17	ACCUSATIONS WITHDRAWN/DISMISSED
638	AVERAGE NUMBER OF DAYS FROM CLOSURE OF INVESTIGATION TO IMPOSING FORMAL DISCIPLINE

ADMINISTRATIVE OUTCOMES/FINAL ORDERS

0	LICENSE APPLICATIONS DENIED
22	REVOCATION
63	SURRENDER OF LICENSE
4	PROBATION WITH SUSPENSION
0	SUSPENSION ONLY
159	PROBATION ONLY
75	PUBLIC REPRIMAND/PUBLIC REPROVAL/PUBLIC LETTER OF REPRIMAND
3	OTHER DECISIONS
326	TOTAL

ENFORCEMENT AGING—COMPLETED ATTORNEY GENERAL CASES

8	UP TO 1 YEAR
34	1 TO 2 YEARS
33	2 TO 3 YEARS
235	OVER 3 YEARS
1,331	AVERAGE NUMBER OF DAYS TO IMPOSE DISCIPLINE

PROBATION

107	PROBATIONS COMPLETED
593	PROBATIONERS PENDING (CLOSE OF FISCAL YEAR)

SUBSEQUENT DISCIPLINE

14	PROBATIONS REVOKED
26	PROBATIONERS LICENSE SURRENDERED
6	ADDITIONAL PROBATION ONLY
0	SUSPENSION ONLY ADDED
1	PUBLIC REPRIMAND/PUBLIC REPROVAL/PUBLIC LETTER OF REPRIMAND
1	OTHER CONDITIONS ADDED ONLY
0	OTHER PROBATION OUTCOME

PETITION FOR MODIFICATION OR TERMINATION OF PROBATION

24	GRANTED
6	DENIED

MEDICAL BOARD OF CALIFORNIA

PETITION FOR REINSTATEMENT OF REVOKED LICENSE/REGISTRATION/ CERTIFICATION

7	GRANTED
9	DENIED

COST RECOVERY

\$3,273,867.65	ORDERED
\$1,065,827.37	COLLECTED

RESTITUTION TO CONSUMERS/REFUNDS/SAVINGS

\$14,570.00	RESTITUTION ORDERED
\$0.00	AMOUNT REFUNDED
\$0.00	REWORK AT NO CHARGE
\$0.00	ADJUSTMENTS/RETURNS/EXCHANGES
\$14,570.00	TOTAL SAVINGS ACHIEVED FOR CONSUMERS

SUMMARY OF ENFORCEMENT ACTIVITY: POLYSOMNOGRAPHIC

COMPLAINTS—INTAKE

1	RECEIVED
0	CLOSED WITHOUT REFERRAL FOR INVESTIGATION
1	REFERRED FOR INVESTIGATION
0	PENDING

CONVICTION/ARREST NOTIFICATION COMPLAINTS

5	RECEIVED
0	CLOSED WITHOUT REFERRAL FOR INVESTIGATION
5	REFERRED FOR INVESTIGATION
0	PENDING

INVESTIGATIONS

6	OPENED
8	CLOSED
7	PENDING

ENFORCEMENT AGING—COMPLETED INTAKE AND INVESTIGATIONS

1	UP TO 90 DAYS
0	91 TO 180 DAYS
4	181 DAYS TO 1 YEAR
3	1 TO 2 YEARS
0	2 TO 3 YEARS
0	OVER 3 YEARS

ENFORCEMENT AGING—COMPLETED INTAKE AND INVESTIGATIONS

4	AVERAGE NUMBER OF DAYS FROM RECEIPT OF COMPLAINT TO ASSIGNMENT OF INVESTIGATOR (START OF INVESTIGATION)
346	AVERAGE NUMBER OF DAYS FOR ALL INVESTIGATION OUTCOMES (FROM START OF INVESTIGATION TO REFERRAL FOR PROSECUTION OR CASE CLOSURE WITHOUT REFERRAL FOR PROSECUTION)
349	AVERAGE NUMBER OF DAYS FROM RECEIPT OF COMPLAINT TO REFERRAL FOR PROSECUTION OR CASE CLOSURE WITHOUT REFERRAL FOR PROSECUTION

CITATIONS AND FINES

1	ISSUED WITHOUT A FINE
1	ISSUED WITH A FINE
0	WITHDRAWN/DISMISSED/REDUCED
358	AVERAGE NUMBER OF DAYS TO ISSUE A CITATION AND FINE (FROM COMPLAINT RECEIPT/INSPECTION CONDUCTED TO CITATION ISSUED)

TOTAL AMOUNT OF FINES

\$700.00	ASSESSED
\$0.00	WITHDRAWN/DISMISSED/REDUCED
\$700.00	COLLECTED

CRIMINAL/CIVIL ACTIONS

0	REFERRALS FOR CRIMINAL/CIVIL ACTION
0	CRIMINAL ACTIONS FILED
0	CIVIL ACTIONS FILED

OFFICE OF THE ATTORNEY GENERAL/DISCIPLINARY ACTIONS

3	CASES OPENED/INITIATED
2	CASES CLOSED
1	CASES PENDING

FORMAL ACTIONS FILED/WITHDRAWN/DISMISSED

0	STATEMENT OF ISSUES FILED
2	ACCUSATIONS FILED
0	RESTRAINING/RESTRICTION/SUSPENSION ORDERS GRANTED
0	STATEMENT OF ISSUES WITHDRAWN/DISMISSED
0	ACCUSATIONS WITHDRAWN/DISMISSED
457	AVERAGE NUMBER OF DAYS FROM CLOSURE OF INVESTIGATION TO IMPOSING FORMAL DISCIPLINE

ADMINISTRATIVE OUTCOMES/FINAL ORDERS

0	LICENSE APPLICATIONS DENIED
1	REVOCATION

MEDICAL BOARD OF CALIFORNIA

ADMINISTRATIVE OUTCOMES/FINAL ORDERS	
0	SURRENDER OF LICENSE
0	PROBATION WITH SUSPENSION
0	SUSPENSION ONLY
2	PROBATION ONLY
0	PUBLIC REPRIMAND/PUBLIC REPROVAL/PUBLIC LETTER OF REPRIMAND
0	OTHER DECISIONS
3	TOTAL

ENFORCEMENT AGING—COMPLETED ATTORNEY GENERAL CASES	
0	UP TO 1 YEAR
0	1 TO 2 YEARS
2	2 TO 3 YEARS
0	OVER 3 YEARS
906	AVERAGE NUMBER OF DAYS TO IMPOSE DISCIPLINE

PROBATION	
0	PROBATIONS COMPLETED
2	PROBATIONERS PENDING (CLOSE OF FISCAL YEAR)

SUBSEQUENT DISCIPLINE	
0	PROBATIONS REVOKED
1	PROBATIONER'S LICENSE SURRENDERED
0	ADDITIONAL PROBATION ONLY
0	SUSPENSION ONLY ADDED
0	OTHER CONDITIONS ADDED ONLY
0	OTHER PROBATION OUTCOME

PETITION FOR MODIFICATION OR TERMINATION OF PROBATION	
0	GRANTED
0	DENIED

PETITION FOR REINSTATEMENT OF REVOKED LICENSE/REGISTRATION/CERTIFICATION	
0	GRANTED
0	DENIED

COST RECOVERY	
\$32,623.75	ORDERED
\$0.00	COLLECTED

SUMMARY OF ENFORCEMENT ACTIVITY: RESEARCH PSYCHOANALYST

COMPLAINTS—INTAKE	
0	RECEIVED
0	CLOSED WITHOUT REFERRAL FOR INVESTIGATION
0	REFERRED FOR INVESTIGATION
0	PENDING

CONVICTION/ARREST NOTIFICATION COMPLAINTS	
0	RECEIVED
0	CLOSED WITHOUT REFERRAL FOR INVESTIGATION
0	REFERRED FOR INVESTIGATION
0	PENDING

INVESTIGATIONS	
0	OPENED
0	CLOSED
0	PENDING

ENFORCEMENT AGING—COMPLETED INTAKE AND INVESTIGATIONS	
0	UP TO 90 DAYS
0	91 TO 180 DAYS
0	181 DAYS TO 1 YEAR
0	1 TO 2 YEARS
0	2 TO 3 YEARS
0	OVER 3 YEARS
0	AVERAGE NUMBER OF DAYS FROM RECEIPT OF COMPLAINT TO ASSIGNMENT OF INVESTIGATOR (START OF INVESTIGATION)
0	AVERAGE NUMBER OF DAYS FOR ALL INVESTIGATION OUTCOMES (FROM START OF INVESTIGATION TO REFERRAL FOR PROSECUTION OR CASE CLOSURE WITHOUT REFERRAL FOR PROSECUTION)
0	AVERAGE NUMBER OF DAYS FROM RECEIPT OF COMPLAINT TO REFERRAL FOR PROSECUTION OR CASE CLOSURE WITHOUT REFERRAL FOR PROSECUTION

CITATIONS AND FINES	
0	ISSUED WITHOUT A FINE
0	ISSUED WITH A FINE
0	WITHDRAWN/DISMISSED/REDUCED
0	AVERAGE NUMBER OF DAYS TO ISSUE A CITATION AND FINE (FROM COMPLAINT RECEIPT/INSPECTION CONDUCTED TO CITATION ISSUED)

MEDICAL BOARD OF CALIFORNIA

TOTAL AMOUNT OF FINES	
0	ASSESSED
0	WITHDRAWN/DISMISSED/REDUCED
0	COLLECTED

CRIMINAL/CIVIL ACTIONS	
0	REFERRALS FOR CRIMINAL/CIVIL ACTION
0	CRIMINAL ACTIONS FILED
0	CIVIL ACTIONS FILED

OFFICE OF THE ATTORNEY GENERAL/DISCIPLINARY ACTIONS	
0	CASES OPENED/INITIATED
0	CASES CLOSED
0	CASES PENDING

FORMAL ACTIONS FILED/WITHDRAWN/DISMISSED	
0	STATEMENT OF ISSUES FILED
0	ACCUSATIONS FILED
0	RESTRAINING/RESTRICTION/SUSPENSION ORDERS GRANTED
0	STATEMENT OF ISSUES WITHDRAWN/DISMISSED
0	ACCUSATIONS WITHDRAWN/DISMISSED
0	AVERAGE NUMBER OF DAYS FROM CLOSURE OF INVESTIGATION TO IMPOSING FORMAL DISCIPLINE

ADMINISTRATIVE OUTCOMES/FINAL ORDERS	
0	LICENSE APPLICATIONS DENIED
0	REVOCATION
0	SURRENDER OF LICENSE
0	PROBATION WITH SUSPENSION
0	SUSPENSION ONLY
0	PROBATION ONLY
0	PUBLIC REPRIMAND/PUBLIC REPROVAL/PUBLIC LETTER OF REPRIMAND
0	OTHER DECISIONS
0	TOTAL

ENFORCEMENT AGING—COMPLETED ATTORNEY GENERAL CASES	
0	UP TO 1 YEAR
0	1 TO 2 YEARS
0	2 TO 3 YEARS
0	OVER 3 YEARS
0	AVERAGE NUMBER OF DAYS TO IMPOSE DISCIPLINE

PROBATION	
0	PROBATIONS COMPLETED
0	PROBATIONERS PENDING (CLOSE OF FISCAL YEAR)

SUBSEQUENT DISCIPLINE	
0	PROBATIONS REVOKED
0	PROBATIONERS LICENSE SURRENDERED
0	ADDITIONAL PROBATION WITH SUSPENSION
0	ADDITIONAL PROBATION ONLY
0	SUSPENSION ONLY ADDED
0	OTHER CONDITIONS ADDED ONLY
0	OTHER PROBATION OUTCOME

PETITION FOR MODIFICATION OR TERMINATION OF PROBATION	
0	GRANTED
0	DENIED

PETITION FOR REINSTATEMENT OF REVOKED LICENSE/REGISTRATION/CERTIFICATION	
0	GRANTED
0	DENIED

COST RECOVERY	
\$0.00	ORDERED
\$0.00	COLLECTED



CALIFORNIA BOARD OF
NATUROPATHIC
MEDICINE

CALIFORNIA BOARD OF NATUROPATHIC MEDICINE

Licenses and regulates naturopathic doctors.

www.naturopathic.ca.gov

Staff: 1 civil servant position, 1 exempt

**Licenses, Registrations, Certificates,
and Permits:** 1,438

Board Membership: 2 public representatives, 5
licensees, 2 physicians: doctor of allopathic medicine
(M.D.), and/or doctor of osteopathic medicine (D.O.)

Board Leadership:

Rebecca Mitchell

Executive Officer

rebecca.mitchell@dca.ca.gov

Laws and Regulations:

Business and Professions Code, Chapter 8.2, section
3610–3686

California Code of Regulations, title 16, section
4200–4268

Sunset Review:

Last review: 2022 | Next review: 2026

BOARD HIGHLIGHTS

RECIPROCITY

Per Business and Professions Code (BPC) section 3633, the Board has reciprocity and may grant a license to an applicant who is licensed and in good standing as a naturopathic doctor in another state, jurisdiction, or territory in the United States. However, the applicant must provide information proving they meet requirements outlined in BPC sections 3630 and 3631 and must provide fingerprints for background checks.

ACCOMPLISHMENTS

Organizational Changes

On January 1, 2023, the former Naturopathic Medicine Committee became the California Board of Naturopathic Medicine, and the new Board was placed directly under DCA instead of the Osteopathic Medical Board of California.

Additionally, the Board relocated to DCA's second headquarters office in Sacramento. The Board also established the authority to employ a full-time staff for enforcement responsibilities who will report directly to the executive officer.

Updates to Licensing

The Board began its green initiative and encouraged applicants and licensees to complete their forms online. System improvements were made to expedite processing. To encourage applicant/licensee usage of BreZE and

CALIFORNIA BOARD OF NATUROPATHIC MEDICINE

increase process efficiencies, links to BreEZe have replaced the paper applications available on the Board's website. Additionally, the Board has begun transitioning from a renewal notice system via letter to a renewal notice system via postcard to save postage costs and reduce paper waste.

Updates to Enforcement

The Enforcement Program also made changes to improve its investigative processes, including overhauling the expert witness program to create more consistent reports and stronger cases and collaborating with external agencies. These changes help meet the Board's mandate of consumer protection.

Communications and Outreach

Board staff attended the California Naturopathic Doctors Association's Annual Conference in April 2023. The executive officer provided a presentation regarding the Board's licensing and enforcement processes and online services, as well as new laws allowing naturopathic doctors to provide supervision to licensed vocational nurses.

In collaboration with DCA's Office of Public Affairs, the Board continues its outreach campaign on the Board's social media platforms to protect the consumers of California against unlicensed activity. Topics include the license application process, how to contact Board staff, and other trending topics. The Board has also included outreach about the benefits of knowing the difference between licensed naturopathic doctors and unlicensed practitioners. The Board has noticed a slight decrease in the practice of unlicensed naturopathic medicine complaints due to these efforts.

NEW LEGISLATION

There was no enacted legislation solely related to the Board.

LICENSE REQUIREMENTS*

LICENSE REQUIREMENTS	Y/N
CONTINUING EDUCATION/COMPETENCY	Y
DEGREE/PROFESSIONAL SCHOOLING	Y
EXAMINATION	Y
FINGERPRINT REQUIREMENT	Y
QUALIFYING EXPERIENCE (MAY INCLUDE EDUCATION)	Y

* Applicable to specific license types. Refer to the laws and regulations for details.

FEES*

LICENSE TYPE	ACTUAL FEE	STATUTORY LIMIT
NATUROPATHIC DOCTOR APPLICATION	\$400.00	\$500.00
NATUROPATHIC DOCTOR INITIAL LICENSE FEE	\$1,000.00	\$1,200.00
NATUROPATHIC DOCTOR LICENSE RENEWAL FEE	\$1,000.00	\$1,200.00
NATUROPATHIC DOCTOR LATE RENEWAL FEE	\$225.00	\$225.00
NATUROPATHIC DOCTOR DUPLICATE/REPLACEMENT LICENSE FEE	\$38.00	\$38.00
NATUROPATHIC DOCTOR CERTIFIED LICENSE VERIFICATION FEE	\$30.00	\$30.00

* Additional fees may be required. Refer to Business and Professions Code sections 3680–3681 and California Code of Regulations section 4240 for details.

SUMMARY OF LICENSING ACTIVITY

INITIAL LICENSES/REGISTRATIONS/CERTIFICATES/PERMITS			
TYPE	APPLICATIONS RECEIVED	ISSUED	RENEWED
NATUROPATHIC DOCTOR LICENSE	108	87	461
TOTAL	108	87	461

LICENSING POPULATION BY TYPE	
TYPE	LICENSES/REGISTRATIONS/CERTIFICATES/PERMITS
NATUROPATHIC DOCTOR	1438
TOTAL	1,438

RENEWAL AND CONTINUING EDUCATION (CE)		
TYPE	FREQUENCY OF RENEWAL	NUMBER OF CE HOURS REQUIRED EACH CYCLE
NATUROPATHIC DOCTOR	EVERY 2 YEARS	60*

* 20 must be pharmaceutical.

EXAMINATION RESULTS			
EXAMINATION TITLE	% PASS	% FAIL	TOTAL NUMBER OF CANDIDATES
NATUROPATHIC PHYSICIANS LICENSING EXAMINATION	84	16	425

CALIFORNIA BOARD OF NATUROPATHIC MEDICINE

SUMMARY OF ENFORCEMENT ACTIVITY

COMPLAINTS—INTAKE	
56	RECEIVED
0	CLOSED WITHOUT REFERRAL FOR INVESTIGATION
50	REFERRED FOR INVESTIGATION
7	PENDING

CONVICTION/ARREST NOTIFICATION COMPLAINTS	
5	RECEIVED
0	CLOSED WITHOUT REFERRAL FOR INVESTIGATION
5	REFERRED FOR INVESTIGATION
0	PENDING

INVESTIGATIONS	
55	OPENED
42	CLOSED
110	PENDING

ENFORCEMENT AGING—COMPLETED INTAKE AND INVESTIGATIONS	
22	UP TO 90 DAYS
5	91 TO 180 DAYS
6	181 DAYS TO 1 YEAR
6	1 TO 2 YEARS
1	2 TO 3 YEARS
2	OVER 3 YEARS
9	AVERAGE NUMBER OF DAYS FROM RECEIPT OF COMPLAINT TO ASSIGNMENT OF INVESTIGATOR (START OF INVESTIGATION)
223	AVERAGE NUMBER OF DAYS FOR ALL INVESTIGATION OUTCOMES (FROM START OF INVESTIGATION TO REFERRAL FOR PROSECUTION OR CASE CLOSURE WITHOUT REFERRAL FOR PROSECUTION)
231	AVERAGE NUMBER OF DAYS FROM RECEIPT OF COMPLAINT TO REFERRAL FOR PROSECUTION OR CASE CLOSURE WITHOUT REFERRAL FOR PROSECUTION

CITATIONS AND FINES	
0	ISSUED WITHOUT A FINE
3	ISSUED WITH A FINE
0	WITHDRAWN/DISMISSED/REDUCED
164	AVERAGE NUMBER OF DAYS TO ISSUE A CITATION AND FINE (FROM COMPLAINT RECEIPT/INSPECTION CONDUCTED TO CITATION ISSUED)

TOTAL AMOUNT OF FINES	
\$3,500.00	ASSESSED
\$0.00	WITHDRAWN/DISMISSED/REDUCED
\$3,500.00	COLLECTED

CRIMINAL/CIVIL ACTIONS	
0	REFERRALS FOR CRIMINAL/CIVIL ACTION
0	CRIMINAL ACTIONS FILED
0	CIVIL ACTIONS FILED

OFFICE OF THE ATTORNEY GENERAL/DISCIPLINARY ACTIONS	
2	CASES OPENED/INITIATED
1	CASES CLOSED
1	CASES PENDING

FORMAL ACTIONS FILED/WITHDRAWN/DISMISSED	
0	STATEMENT OF ISSUES FILED
0	ACCUSATIONS FILED
0	RESTRAINING/RESTRICTION/SUSPENSION ORDERS GRANTED
0	STATEMENT OF ISSUES WITHDRAWN/DISMISSED
0	ACCUSATIONS WITHDRAWN/DISMISSED
324	AVERAGE NUMBER OF DAYS FROM CLOSURE OF INVESTIGATION TO IMPOSING FORMAL DISCIPLINE

ADMINISTRATIVE OUTCOMES/FINAL ORDERS	
0	LICENSE APPLICATIONS DENIED
1	REVOCATION
0	SURRENDER OF LICENSE
0	PROBATION WITH SUSPENSION
0	SUSPENSION ONLY
0	PROBATION ONLY
0	PUBLIC REPRIMAND/PUBLIC REPROVAL/PUBLIC LETTER OF REPRIMAND
0	OTHER DECISIONS
1	TOTAL

CALIFORNIA BOARD OF NATUROPATHIC MEDICINE

ENFORCEMENT AGING—COMPLETED ATTORNEY GENERAL CASES	
0	UP TO 1 YEAR
1	1 TO 2 YEARS
0	2 TO 3 YEARS
0	OVER 3 YEARS
673	AVERAGE NUMBER OF DAYS TO IMPOSE DISCIPLINE

PROBATION	
0	PROBATIONS COMPLETED
0	PROBATIONERS PENDING (CLOSE OF FISCAL YEAR)

SUBSEQUENT DISCIPLINE	
0	PROBATIONS REVOKED
0	PROBATIONER'S LICENSE SURRENDERED
0	ADDITIONAL PROBATION ONLY
0	SUSPENSION ONLY ADDED
0	OTHER CONDITIONS ADDED ONLY
0	OTHER PROBATION OUTCOME

PETITION FOR MODIFICATION OR TERMINATION OF PROBATION	
0	GRANTED
0	DENIED

PETITION FOR REINSTATEMENT OF REVOKED LICENSE/REGISTRATION/ CERTIFICATION	
0	GRANTED
0	DENIED

COST RECOVERY	
\$0.00	ORDERED
\$0.00	COLLECTED



CALIFORNIA BOARD OF OCCUPATIONAL THERAPY

**Licenses and regulates occupational therapists
and occupational therapy assistants.**

www.bot.ca.gov

Staff: 19.5 civil servant positions, 1 exempt

**Licenses, Registrations, Certificates,
and Permits:** 20,281

Board Membership: 3 public representatives,
4 licensees

Board Leadership:

Heather Martin

Executive Officer

heather.martin@dca.ca.gov

Laws and Regulations:

Business and Professions Code section 2570–2571

California Code of Regulations, title 16, section
4100–4187

Sunset Review:

Last review: 2022 | Next review: 2026

BOARD HIGHLIGHTS

RECIPROCITY

The Board does not have reciprocity.

ACCOMPLISHMENTS

Regulations

Several actions were taken by the Board to fulfill its mission of consumer protection that are of interest to consumers, licensees, and/or stakeholders. The Board approved proposed regulatory language allowing occupational therapists and occupational therapy assistants to earn continuing competency units for supervising a student completing their doctoral capstone. This experience is a method for earning required continuing competency credits. In addition, the Board approved regulations, beginning January 2025, requiring renewing licensees to complete a two-hour course related to ethics in health care, and a course pertaining to culturally relevant practice, socio-cultural factors, working with diverse populations and/or bias.

Joint Efforts or Collaborations with Other Agencies or Programs

The Board's Administrative Committee partnered with the California Occupational Therapy Fieldwork Council members and sought input from Doctoral Capstone Programs regarding supervision limits and how they pertain to mentorship and clinical supervision of occupational therapy doctoral capstone students. The Board's Administrative Committee met two additional

CALIFORNIA BOARD OF OCCUPATIONAL THERAPY

times, August and September 2023, and considered stakeholder input before drafting proposed regulatory language for the Board to consider. The Committee continues to stay active on this issue.

Notable Statistics

The Board receives four types of applications for occupational therapy practitioners. The Board's regulations state that, within 30 days of receipt of an application, the Board shall inform the applicant, in writing, whether the application is complete or deficient. Applications received in fiscal year 2022–23 increased by approximately 80 applications from the prior fiscal year. Although the processing time increased by approximately four days over the previous fiscal year, the Board continues to exceed expectations by processing initial license applications within 28 days and limited permits applications within 12 days.

Structural Changes to the Board

The Board agreed to reinstate a Disaster Preparedness/Response Committee; two Board members were assigned to serve as co-chairs. The focus will be on post-pandemic issues, natural disasters, the exploration of including occupational therapists and occupational therapy assistants as essential workers, and to leverage partnerships.

Communications and Outreach

The Board utilizes Twitter and Facebook to provide information to licensees, consumers, and stakeholders regarding upcoming Board meetings, internet outages affecting the completion of BreZE online transactions, and other important updates.

The Board's website provides the latest updates regarding the application process and requirements; regulations; pocket license requests; and expedited licensure process for military personnel and their spouses, refugees, asylees, and holders of special immigrant visas. Other outreach efforts include email communications notifying licensees and stakeholders of upcoming Board meeting agendas and disciplinary actions such as filed accusations, petitions to revoke probation, and final decisions.

The Board obtained stakeholder input to explore supervision requirements of students completing their Occupational Therapy Doctoral (OTD) Capstone that would not be burdensome to the OTD programs or the students while ensuring adequate consumer protection. The Board sought stakeholder input on the pros and cons

of joining a licensing compact and continued discussions to evaluate the potential impact on consumers and the occupational therapy practice.

NEW LEGISLATION

There was no enacted legislation solely related to the Board.

LICENSE REQUIREMENTS*

LICENSE REQUIREMENTS	Y/N
CONTINUING EDUCATION/COMPETENCY	Y
DEGREE/PROFESSIONAL SCHOOLING	Y
EXAMINATION	Y
FINGERPRINT REQUIREMENT	Y
QUALIFYING EXPERIENCE (MAY INCLUDE EDUCATION)	Y

* Applicable to specific license types. Refer to the laws and regulations for details.

FEES*

LICENSE TYPE	ACTUAL FEE	STATUTORY LIMIT
OCCUPATIONAL THERAPIST/OCCUPATIONAL THERAPY ASSISTANT APPLICATION FEE	\$50.00	\$50.00
OCCUPATIONAL THERAPIST/OCCUPATIONAL THERAPY ASSISTANT FINGERPRINT PROCESSING FEE	\$49.00	N/A
OCCUPATIONAL THERAPIST/OCCUPATIONAL THERAPY ASSISTANT LIMITED PERMIT FEE	\$100.00	N/A
OCCUPATIONAL THERAPIST INITIAL LICENSE FEE (PRORATED)	\$270.00	N/A
OCCUPATIONAL THERAPY ASSISTANT INITIAL LICENSE FEE (PRORATED)	\$210.00	N/A
OCCUPATIONAL THERAPIST RENEWAL FEE	\$270.00	\$150.00/YEAR
OCCUPATIONAL THERAPY ASSISTANT RENEWAL FEE	\$210.00	\$150.00/YEAR
OCCUPATIONAL THERAPIST DELINQUENT RENEWAL FEE	\$135.00	50% RENEWAL FEE
OCCUPATIONAL THERAPY ASSISTANT DELINQUENT RENEWAL FEE	\$105.00	50% RENEWAL FEE
OCCUPATIONAL THERAPIST/OCCUPATIONAL THERAPY ASSISTANT RETIRED LICENSE FEE	\$25.00	\$25.00

*Additional fees may be required. Refer to the laws and regulations for details.

CALIFORNIA BOARD OF OCCUPATIONAL THERAPY

SUMMARY OF LICENSING ACTIVITY

INITIAL LICENSES/REGISTRATIONS/CERTIFICATES/PERMITS			
TYPE	APPLICATIONS RECEIVED	ISSUED	RENEWED
OCCUPATIONAL THERAPIST LICENSE	1,630	1,348	7,487
OCCUPATIONAL THERAPIST LIMITED PERMIT*	91	61	N/A
OCCUPATIONAL THERAPY ASSISTANT LICENSE	514	446	1,843
OCCUPATIONAL THERAPY ASSISTANT LIMITED PERMIT*	32	16	N/A
TOTAL	2,267	1,871	9,330

* A limited permit shall only be valid for three months from the date of issuance by the Board, upon receipt of a failing result, or two weeks following the expiration of the applicant's eligibility to test period, whichever occurs first.

LICENSING POPULATION BY TYPE	
TYPE	LICENSES/REGISTRATIONS/CERTIFICATES/PERMITS
OCCUPATIONAL THERAPIST	16,198
OCCUPATIONAL THERAPIST LIMITED PERMIT	11
OCCUPATIONAL THERAPY ASSISTANT	4,067
OCCUPATIONAL THERAPY ASSISTANT LIMITED PERMIT	5
TOTAL	20,281

RENEWAL AND CONTINUING EDUCATION (CE)		
TYPE	FREQUENCY OF RENEWAL	NUMBER OF CE HOURS REQUIRED EACH CYCLE
OCCUPATIONAL THERAPIST	EVERY 2 YEARS	24
OCCUPATIONAL THERAPY ASSISTANT	EVERY 2 YEARS	24

EXAMINATION RESULTS			
EXAMINATION TITLE	% PASS	% FAIL	TOTAL NUMBER OF CANDIDATES
NATIONAL BOARD FOR CERTIFICATION IN OCCUPATIONAL THERAPY: OCCUPATIONAL THERAPIST REGISTERED EXAMINATION	75	25	1,375
NATIONAL BOARD FOR CERTIFICATION IN OCCUPATIONAL THERAPY: CERTIFIED OCCUPATIONAL THERAPY ASSISTANT EXAMINATION	72	28	520

SUMMARY OF ENFORCEMENT ACTIVITY

COMPLAINTS—INTAKE	
561	RECEIVED
0	CLOSED WITHOUT REFERRAL FOR INVESTIGATION
561	REFERRED FOR INVESTIGATION
0	PENDING

CONVICTION/ARREST NOTIFICATION COMPLAINTS	
121	RECEIVED
0	CLOSED WITHOUT REFERRAL FOR INVESTIGATION
121	REFERRED FOR INVESTIGATION
0	PENDING

INVESTIGATIONS	
682	OPENED
561	CLOSED
459	PENDING

ENFORCEMENT AGING—COMPLETED INTAKE AND INVESTIGATIONS	
175	UP TO 90 DAYS
136	91 TO 180 DAYS
166	181 DAYS TO 1 YEAR
58	1 TO 2 YEARS
13	2 TO 3 YEARS
13	OVER 3 YEARS
1	AVERAGE NUMBER OF DAYS FROM RECEIPT OF COMPLAINT TO ASSIGNMENT OF INVESTIGATOR (START OF INVESTIGATION)
220	AVERAGE NUMBER OF DAYS FOR ALL INVESTIGATION OUTCOMES (FROM START OF INVESTIGATION TO REFERRAL FOR PROSECUTION OR CASE CLOSURE WITHOUT REFERRAL FOR PROSECUTION)
221	AVERAGE NUMBER OF DAYS FROM RECEIPT OF COMPLAINT TO REFERRAL FOR PROSECUTION OR CASE CLOSURE WITHOUT REFERRAL FOR PROSECUTION

CITATIONS AND FINES	
0	ISSUED WITHOUT A FINE
97	ISSUED WITH A FINE
13	WITHDRAWN/DISMISSED/REDUCED
364	AVERAGE NUMBER OF DAYS TO ISSUE A CITATION AND FINE (FROM COMPLAINT RECEIPT/INSPECTION CONDUCTED TO CITATION ISSUED)

CALIFORNIA BOARD OF OCCUPATIONAL THERAPY

TOTAL AMOUNT OF FINES	
\$50,455	ASSESSED
\$5,185	WITHDRAWN/DISMISSED/REDUCED
\$26,640	COLLECTED

CRIMINAL/CIVIL ACTIONS	
0	REFERRALS FOR CRIMINAL/CIVIL ACTION
0	CRIMINAL ACTIONS FILED
0	CIVIL ACTIONS FILED

OFFICE OF THE ATTORNEY GENERAL/DISCIPLINARY ACTIONS	
16	CASES OPENED/INITIATED
7	CASES CLOSED
13	CASES PENDING

FORMAL ACTIONS FILED/WITHDRAWN/DISMISSED	
0	STATEMENT OF ISSUES FILED
10	ACCUSATIONS FILED
0	RESTRAINING/RESTRICTION/SUSPENSION ORDERS GRANTED
0	STATEMENT OF ISSUES WITHDRAWN/DISMISSED
1	ACCUSATIONS WITHDRAWN/DISMISSED
739	AVERAGE NUMBER OF DAYS FROM CLOSURE OF INVESTIGATION TO IMPOSING FORMAL DISCIPLINE

ADMINISTRATIVE OUTCOMES/FINAL ORDERS	
0	LICENSE APPLICATIONS DENIED
4	REVOCATION
2	SURRENDER OF LICENSE
0	PROBATION WITH SUSPENSION
0	SUSPENSION ONLY
1	PROBATION ONLY
0	PUBLIC REPRIMAND/PUBLIC REPROVAL/PUBLIC LETTER OF REPRIMAND
0	OTHER DECISIONS
7	TOTAL

ENFORCEMENT AGING—COMPLETED ATTORNEY GENERAL CASES	
2	UP TO 1 YEAR
1	1 TO 2 YEARS
3	2 TO 3 YEARS
1	OVER 3 YEARS
878	AVERAGE NUMBER OF DAYS TO IMPOSE DISCIPLINE

PROBATION	
6	PROBATIONS COMPLETED
17	PROBATIONERS PENDING (CLOSE OF FISCAL YEAR)

SUBSEQUENT DISCIPLINE	
0	PROBATIONS REVOKED
2	PROBATIONER'S LICENSE SURRENDERED
1	ADDITIONAL PROBATION ONLY
0	SUSPENSION ONLY ADDED
0	OTHER CONDITIONS ADDED ONLY
0	OTHER PROBATION OUTCOME

PETITION FOR MODIFICATION OR TERMINATION OF PROBATION	
1	GRANTED
0	DENIED

PETITION FOR REINSTATEMENT OF REVOKED LICENSE/REGISTRATION/CERTIFICATION	
1	GRANTED
0	DENIED

COST RECOVERY	
\$8,412.50	ORDERED
\$20,201.22	COLLECTED



CALIFORNIA STATE BOARD OF OPTOMETRY

Licenses, registers, and regulates optometrists, registered dispensing ophthalmic businesses, contact lens dispensers, spectacle lens dispensers, and nonresident ophthalmic lens dispensers.

www.optometry.ca.gov

Staff: 19.9 civil servant positions, 1 exempt

Licenses, Registrations, Certificates, and Permits: 16,535

Board Membership: 5 public representatives, 6 licensees

Board Leadership:

Gregory Pruden

Executive Officer

gregory.pruden@dca.ca.gov

Randy Love

Administration and Licensing Manager

randy.love@dca.ca.gov

Joely Walker

Enforcement Manager

joely.walker@dca.ca.gov

Laws and Regulations:

Optometry: Business and Professions Code section 3000–3167

California Code of Regulations, title 16, section 1500–1582

Opticianry: Business and Professions Code section

2540–2545; 2550–2568

California Code of Regulations, title 16, section 1399.200–1399.285

Sunset Review:

Last review: 2021 | Next review: 2025

BOARD HIGHLIGHTS

RECIPROCITY

The Board does not have reciprocity.

ACCOMPLISHMENTS

Updates to Licensing

The Board implemented several organizational solutions that greatly reduced processing times for optometrist applicants, especially new graduates. For example, in 2022, the average processing time was 90 days. In 2023, the average processing time was seven days. Of those graduating in May 2023, 140 had received their license by the end of June 2023. In 2022, no new graduates had received a license by June. More efficient processing of initial applications for licensure helps place newly trained optometrists in the field quicker, improving access to optometric services and care.

The Board has improved its use of the BreEZe system, working with the Department of Consumer Affairs Office of Information Services to update client text instructions for clarity, update BreEZe enforcement processes, add certain process changes with fictitious name permit applications, and enhance mailing address functionality. The Board also stopped glaucoma application duplication to lessen processing times. Other licensing efforts included the implementation of Assembly Bill (AB) 691 (Chau, Chapter 654, Statutes of 2021), adding a new specialization application type to BreEZe for optometrists

CALIFORNIA STATE BOARD OF OPTOMETRY

who would like to conduct immunizations. The Board has also been working on moving paper processes and applications such as retired optometrist, retired volunteer, and letter of verification applications onto BreZE.

Updates to Enforcement

The Board's Enforcement Unit was strengthened by the addition of a dedicated enforcement manager position and an analyst position charged with administering the Board's continuing education (CE) audit program. With these new resources, the Board has prioritized working older complaints and restructured its CE audit program. The Board is auditing 5% of renewing licensees but is aiming to double that rate to make progress and improvements from recent years when the Board had not been successful in conducting audits. With the addition of the dedicated analyst, the CE audit program is actively auditing licensees for CE compliance. In fiscal year 2022–23 the Board conducted 72 audits with an overall pass rate of 86%; no CE audits were conducted during 2021–22. At the Board's 2021 sunset hearing, the Board was directed to return to conducting annual CE audits and address an approximate 31% failure rate for compliance among optometry licensees, and the Board is working toward this goal. The new positions helped build a more well-balanced Enforcement Unit that assists the Board in meeting its operational needs and its mission to protect the consumer.

Communications and Outreach

The Board renamed its quarterly newsletter—formerly known as “The Bulletin”—to “The Spectacle” and expanded its topics to include all functions of the Board, including optician and optometry licensing, administration, and enforcement. The Board also translated its consumer complaint form into Spanish and simplified Chinese to expand the opportunities for consumers to engage with the Board, with additional language translations planned. The Board also produced an updated FAQ document regarding AB 2138 (Chiu, Chapter 995, Statutes of 2018) to help address questions regarding prior discipline or conviction history.

Board Leadership

The Board welcomed a new executive officer, Gregory Pruden, who joined the Board as the interim executive officer in November 2022 and was permanently appointed in March 2023. He joins the Board from DCA, where he was legislative manager for six years.

NEW LEGISLATION

There was no enacted legislation solely related to the Board.

LICENSE REQUIREMENTS*

LICENSE REQUIREMENTS	Y/N
CONTINUING EDUCATION/COMPETENCY	Y
DEGREE/PROFESSIONAL SCHOOLING	Y
EXAMINATION	Y
FINGERPRINT REQUIREMENT	Y
QUALIFYING EXPERIENCE (MAY INCLUDE EDUCATION)	Y

* Applicable to specific license types. Refer to the laws and regulations for details.

FEES*

LICENSE TYPE	ACTUAL FEE	STATUTORY LIMIT
OPTOMETRY LICENSE		
OPTOMETRIST LICENSE APPLICATION FEE	\$275.00	\$275.00
OPTOMETRIST RENEWAL FEE	\$425.00	\$500.00
OPTOMETRIST DELINQUENT RENEWAL FEE	\$50.00	\$50.00
OPTOMETRIST DUPLICATE WALL CERTIFICATE FEE	\$25.00	\$25.00
FICTITIOUS NAME PERMIT		
FICTITIOUS NAME PERMIT APPLICATION FEE	\$50.00	\$50.00
FICTITIOUS NAME PERMIT RENEWAL FEE	\$50.00	\$50.00
FICTITIOUS NAME PERMIT DELINQUENT RENEWAL	\$25.00	\$25.00
STATEMENT OF LICENSURE CERTIFICATE		
STATEMENT OF LICENSURE APPLICATION FEE	\$40.00	\$40.00
STATEMENT OF LICENSURE RENEWAL	\$40.00	\$40.00
STATEMENT OF LICENSURE DELINQUENT RENEWAL	\$20.00	\$20.00
OTHER FEES		
THERAPEUTIC PHARMACEUTICAL AGENT CERTIFICATION	\$25.00	\$25.00
GLAUCOMA CERTIFICATION	\$35.00	\$50.00
LACRIMAL IRRIGATION AND DILATION CERTIFICATION	\$25.00	\$50.00
CONTINUING EDUCATION COURSE APPROVAL FEE	\$50.00	\$100.00
RETIRED LICENSE APPLICATION FEE	\$25.00	\$25.00
RETIRED/VOLUNTEER APPLICATION FEE	\$50.00	\$50.00

CALIFORNIA STATE BOARD OF OPTOMETRY

LICENSE TYPE	ACTUAL FEE	STATUTORY LIMIT
REGISTERED DISPENSING OPHTHALMIC BUSINESS REGISTRATION		
REGISTERED DISPENSING OPHTHALMIC BUSINESS APPLICATION FEE	\$150.00	\$200.00
REGISTERED DISPENSING OPHTHALMIC BUSINESS INITIAL REGISTRATION FEE	\$200.00	\$300.00
REGISTERED DISPENSING OPTICIAN RENEWAL	\$200.00	\$300.00
REGISTERED DISPENSING OPTICIAN DELINQUENT RENEWAL	\$50.00	\$75.00
REGISTERED DISPENSING OPTICIAN DUPLICATE REPLACEMENT CERTIFICATION	\$25.00	\$25.00
REGISTERED SPECTACLE LENS DISPENSER REGISTRATION		
SPECTACLE LENS DISPENSER APPLICATION FEE	\$150.00	\$200.00
SPECTACLE LENS DISPENSER INITIAL REGISTRATION FEE	\$200.00	\$300.00
SPECTACLE LENS DISPENSER RENEWAL	\$200.00	\$300.00
SPECTACLE LENS DISPENSER DELINQUENT RENEWAL	\$50.00	\$75.00
SPECTACLE LENS DISPENSER DUPLICATE REPLACEMENT CERTIFICATION	\$25.00	\$25.00
REGISTERED CONTACT LENS DISPENSER REGISTRATION		
CONTACT LENS DISPENSER APPLICATION FEE	\$150.00	\$200.00
CONTACT LENS DISPENSER INITIAL REGISTRATION FEE	\$200.00	\$300.00
CONTACT LENS DISPENSER RENEWAL	\$200.00	\$300.00
CONTACT LENS DISPENSER DELINQUENT RENEWAL	\$50.00	\$75.00
CONTACT LENS DISPENSER DUPLICATE REPLACEMENT CERTIFICATION	\$25.00	\$25.00
NONRESIDENT OPHTHALMIC LENS DISPENSER		
NONRESIDENT CONTACT LENS DISPENSER APPLICATION FEE	\$150.00	\$200.00
NONRESIDENT CONTACT LENS DISPENSER INITIAL REGISTRATION FEE	\$150.00	\$200.00
NONRESIDENT CONTACT LENS DISPENSER RENEWAL	\$200.00	\$300.00
NONRESIDENT CONTACT LENS DISPENSER DELINQUENT RENEWAL	\$50.00	\$75.00

* Additional fees may be required. Refer to the laws and regulations for details.

SUMMARY OF LICENSING ACTIVITY

INITIAL LICENSES/REGISTRATIONS/CERTIFICATES/PERMITS			
TYPE	APPLICATIONS RECEIVED	ISSUED	RENEWED
FICTITIOUS NAME PERMIT	151	207	958
NONRESIDENT CONTACT LENS SELLER REGISTRATION	3	7	7
OPTOMETRIST LICENSE	259	417	3,850
REGISTERED CONTACT LENS DISPENSER REGISTRATION	192	172	524
REGISTERED DISPENSING OPTICIAN REGISTRATION	82	51	466
REGISTERED SPECTACLE LENS DISPENSER REGISTRATION	429	398	984
STATEMENT OF LICENSURE CERTIFICATE	411	382	546
TOTAL	1,527	1,634	7,335

LICENSING POPULATION BY TYPE	
TYPE	LICENSES/REGISTRATIONS/CERTIFICATIONS/PERMITS
FICTITIOUS NAME PERMIT	1,504
NONRESIDENT CONTACT LENS SELLER	22
OPTOMETRIST	7,757
REGISTERED CONTACT LENS DISPENSER	1,291
REGISTERED DISPENSING OPTICIAN	1,156
REGISTERED SPECTACLE LENS DISPENSER	3,230
STATEMENT OF LICENSURE	1,575
TOTAL	16,535

RENEWAL AND CONTINUING EDUCATION (CE)		
TYPE	FREQUENCY OF RENEWAL	NUMBER OF CE HOURS REQUIRED EACH CYCLE
FICTITIOUS NAME PERMIT	EVERY YEAR	N/A
NONRESIDENT CONTACT LENS SELLER	EVERY 2 YEARS	N/A
OPTOMETRIST	EVERY 2 YEARS	40–50
REGISTERED CONTACT LENS DISPENSER	EVERY 2 YEARS	N/A
REGISTERED DISPENSING OPTICIAN	EVERY 2 YEARS	N/A
REGISTERED SPECTACLE LENS DISPENSER	EVERY 2 YEARS	N/A
STATEMENT OF LICENSURE	EVERY 2 YEARS	N/A

CALIFORNIA STATE BOARD OF OPTOMETRY

EXAMINATION RESULTS			
EXAMINATION TITLE	% PASS	% FAIL	TOTAL NUMBER OF CANDIDATES
AMERICAN BOARD OF OPTICIANRY EXAMINATION	51.4	48.6	840
CALIFORNIA OPTOMETRY LAWS AND REGULATIONS EXAMINATION	80.5	19.5	206
NATIONAL BOARD OF EXAMINERS IN OPTOMETRY EXAMINATION	85	15	240
NATIONAL CONTACT LENS EXAMINERS EXAMINATION	51.1	48.9	313

SUMMARY OF ENFORCEMENT ACTIVITY

COMPLAINTS—INTAKE	
255	RECEIVED
0	CLOSED WITHOUT REFERRAL FOR INVESTIGATION
251	REFERRED FOR INVESTIGATION
4	PENDING

CONVICTION/ARREST NOTIFICATION COMPLAINTS	
57	RECEIVED
0	CLOSED WITHOUT REFERRAL FOR INVESTIGATION
57	REFERRED FOR INVESTIGATION
0	PENDING

INVESTIGATIONS	
308	OPENED
444	CLOSED
165	PENDING

ENFORCEMENT AGING—COMPLETED INTAKE AND INVESTIGATIONS	
191	UP TO 90 DAYS
41	91 TO 180 DAYS
63	181 DAYS TO 1 YEAR
83	1 TO 2 YEARS
29	2 TO 3 YEARS
37	OVER 3 YEARS
4	AVERAGE NUMBER OF DAYS FROM RECEIPT OF COMPLAINT TO ASSIGNMENT OF INVESTIGATOR (START OF INVESTIGATION)
350	AVERAGE NUMBER OF DAYS FOR ALL INVESTIGATION OUTCOMES (FROM START OF INVESTIGATION TO REFERRAL FOR PROSECUTION OR CASE CLOSURE WITHOUT REFERRAL FOR PROSECUTION)

ENFORCEMENT AGING—COMPLETED INTAKE AND INVESTIGATIONS	
354	AVERAGE NUMBER OF DAYS FROM RECEIPT OF COMPLAINT TO REFERRAL FOR PROSECUTION OR CASE CLOSURE WITHOUT REFERRAL FOR PROSECUTION

CITATIONS AND FINES	
12	ISSUED WITHOUT A FINE
21	ISSUED WITH A FINE
2	WITHDRAWN/DISMISSED/REDUCED
433	AVERAGE NUMBER OF DAYS TO ISSUE A CITATION AND FINE (FROM COMPLAINT RECEIPT/INSPECTION CONDUCTED TO CITATION ISSUED)

TOTAL AMOUNT OF FINES	
\$48,706.25	ASSESSED
\$5,000.00	WITHDRAWN/DISMISSED/REDUCED
\$44,399.21	COLLECTED

CRIMINAL/CIVIL ACTIONS	
0	REFERRALS FOR CRIMINAL/CIVIL ACTION
0	CRIMINAL ACTIONS FILED
1	CIVIL ACTIONS FILED

OFFICE OF THE ATTORNEY GENERAL/DISCIPLINARY ACTIONS	
18	CASES OPENED/INITIATED
10	CASES CLOSED
15	CASES PENDING

FORMAL ACTIONS FILED/WITHDRAWN/DISMISSED	
3	STATEMENT OF ISSUES FILED
6	ACCUSATIONS FILED
3	RESTRAINING/RESTRICTION/SUSPENSION ORDERS GRANTED
0	STATEMENT OF ISSUES WITHDRAWN/DISMISSED
0	ACCUSATIONS WITHDRAWN/DISMISSED
387	AVERAGE NUMBER OF DAYS FROM CLOSURE OF INVESTIGATION TO IMPOSING FORMAL DISCIPLINE

ADMINISTRATIVE OUTCOMES/FINAL ORDERS	
1	LICENSE APPLICATIONS DENIED
3	REVOCATION
1	SURRENDER OF LICENSE
0	PROBATION WITH SUSPENSION
0	SUSPENSION ONLY
4	PROBATION ONLY

CALIFORNIA STATE BOARD OF OPTOMETRY

ADMINISTRATIVE OUTCOMES/FINAL ORDERS

0	PUBLIC REPRIMAND/PUBLIC REPROVAL/PUBLIC LETTER OF REPRIMAND
1	OTHER DECISIONS
10	TOTAL

ENFORCEMENT AGING—COMPLETED ATTORNEY GENERAL CASES

1	UP TO 1 YEAR
5	1 TO 2 YEARS
1	2 TO 3 YEARS
3	OVER 3 YEARS
760	AVERAGE NUMBER OF DAYS TO IMPOSE DISCIPLINE

PROBATION

1	PROBATIONS COMPLETED
8	PROBATIONERS PENDING (CLOSE OF FISCAL YEAR)

SUBSEQUENT DISCIPLINE

4	PROBATIONS REVOKED
0	PROBATIONER'S LICENSE SURRENDERED
0	ADDITIONAL PROBATION ONLY
0	SUSPENSION ONLY ADDED
0	OTHER CONDITIONS ADDED ONLY
0	OTHER PROBATION OUTCOME

PETITION FOR MODIFICATION OR TERMINATION OF PROBATION

0	GRANTED
1	DENIED

PETITION FOR REINSTATEMENT OF REVOKED LICENSE/REGISTRATION/CERTIFICATION

0	GRANTED
0	DENIED

COST RECOVERY

\$59,059.75	ORDERED
\$7,499.28	COLLECTED



OSTEOPATHIC MEDICAL BOARD OF CALIFORNIA

Licenses and regulates osteopathic physicians
and surgeons.

www.ombc.ca.gov

Staff: 13.9 civil servant position, 1 exempt

**Licenses, Registrations, Certificates,
and Permits:** 16,957

Board Membership: 4 public representatives,
5 licensees

Board Leadership:

Erika Calderon	Terri Thorfinnson
<i>Executive Officer</i>	<i>Administrative Services Manager</i>
erika.calderon@dca.ca.gov	terri.thorfinnson@dca.ca.gov

Machiko Chong
Licensing Program Manager
machiko.chong@dca.ca.gov

Laws and Regulations:

Business and Professions Code section 2400–2459.7,
section 3600

California Code of Regulations, title 16, section
1600–1697

Sunset Review:

Last review: 2021 | Next review: 2027

BOARD HIGHLIGHTS

RECIPROCITY

Per Business and Professions Code section 2153.5, the Board accepts licensees from any state that requires passage of the Comprehensive Osteopathic Medical Licensing Examination (COMLEX) levels 1, 2, and 3 as its written examination for licensure. Any other state written examination may be considered for approval and acceptance by the Board on a case-by-case basis.

ACCOMPLISHMENTS

Board Leadership

The Board appointed Erika Calderon as its new executive officer, effective November 1, 2022. Calderon has served DCA in various roles for more than 12 years and most recently held the position of Staff Services Manager I for the Consumer Protection Services Unit at the Physical Therapy Board of California.

Structural Changes

The Board underwent an office organizational restructure with the help of DCA's Office of Human Resources. The Board has established three separate units: an Administrative Services Unit, which will monitor legislation relative to the consumers of osteopathic medicine; a Licensing Unit, which will evaluate physician and surgeon and post-graduate trainee initial license applications to determine minimum competency and ability to safely practice and issue licenses if qualifications are met; and an

Enforcement Unit, which receives and evaluates consumer complaints against osteopathic physician and surgeons, post-graduate trainees, and unlicensed individuals.

Communications and Outreach

The Board expanded its social media impact by utilizing Facebook and Twitter. The Board intends to use these social media platforms to improve awareness about the Board, create interest for potential licensees, and allow the Board to be more engaged with the osteopathic community and stakeholders.

The Board's executive officer and licensing program manager attended several outreach events to educate and inform stakeholders on ongoing Board developments. Events included the Osteopathic Physician and Surgeons of California annual conference and the Federation of State Medical Boards 2023 annual educational meeting in Minneapolis.

The Board also amended its records retention schedule with the California Department of General Services to provide more transparency to the public about the Board's confidential destruction policies and procedures.

Updates to Licensing

The Board's licensing program now has a Staff Services Manager overseeing its program operations and, as a result of SB 1433, the program has made considerable efforts to modernize and streamline the licensure process for applicants. The Board amended the application process in March 2023, converting the two-step review and approval procedure to a one-step process. With this implementation, the Board's licensing staff was able to decrease processing time frames for applicants converting from a postgraduate training license to a full unrestricted license and applicants who satisfactorily submitted all required documentation for licensure.

Updates to Enforcement

The Board updated its consumer complaint form and created a Spanish version. The form is easier to read, fill out, and attach necessary documents. By doing this, enforcement staff hopes to save intake processing time, gather more essential evidence, and speed up the process of complaints and, in turn, provide improved consumer protection.

The Board developed several enforcement-related brochures, including publications on how to become a medical consultant, how to become an expert reviewer, and how to be an informed patient, as well as a consumer's guide to the complaint process.

Management also implemented monthly case reviews with enforcement staff and is now providing staff with monthly pending reports of their caseloads to help reduce case aging.

NEW LEGISLATION

AB 242 (Wood, Chapter 641, Statutes of 2023) eliminates the January 1, 2024 sunset date and makes permanent a pilot program that authorizes federally certified critical access hospitals to employ medical professionals and charge for professional services rendered by those medical professionals. The bill makes no other changes to the pilot program, and critical access hospitals will still be prohibited from directing or interfering with the professional judgment of a physician, and medical staff will still be required to concur by an affirmative vote prior to a physician's employment.

AB 470 (Valencia, Chapter 330, Statutes of 2023) adds physician-patient communication as an example of an educational activity that would meet continuing medical education requirements. The bill also requires continuing medical education accreditors that choose to update their standards to be informed of federal and state statutory threshold language requirements and to ensure the standards meet the needs of California's changing demographics and language disparities.

AB 834 (Irwin, Chapter 166, Statutes of 2023) authorizes podiatrists to own an equal or majority interest in a professional partnership with physicians. Physicians and podiatrists combined will still need to have majority control in partnerships that include other individuals. This bill prohibits partners who are not physicians from voting on matters related to the practice of medicine that are outside of their scope of practice.

AB 1130 (Berman, Chapter 21, Statutes of 2023) replaces the term "addict" with "person with substance use disorder" in several sections of the Business and Professions and Health and Safety Codes.

AB 1369 (Bauer-Kahan, Chapter 837, Statutes of 2023) allows out-of-state physicians, who are not licensed in California, to practice medicine in California via telehealth when treating certain eligible patients who suffer from immediately life-threatening conditions. These physicians do not need to be registered with the Board.

AB 1646 (Nguyen, Stephanie, Chapter 257, Statutes of 2023) allows a graduate of a medical school approved by the Board, who is participating in an out-of-state postgraduate training program, to engage in guest rotations in California for up to 90 days without obtaining a license.

OSTEOPATHIC MEDICAL BOARD OF CALIFORNIA

SB 815 (Roth, Chapter 294, Statutes of 2023) is the sunset bill for the Medical Board of California, which extends operations of both the Medical Board of California and the Osteopathic Medical Board of California until January 1, 2028. Additionally, this bill makes several changes to the Medical Practice Act, such as amending postgraduate training license requirements and making several changes to the Board's enforcement processes.

LICENSE REQUIREMENTS

LICENSE REQUIREMENTS	Y/N
CONTINUING EDUCATION/COMPETENCY	Y
DEGREE/PROFESSIONAL SCHOOLING	Y
EXAMINATION	Y
FINGERPRINT REQUIREMENT	Y
QUALIFYING EXPERIENCE (MAY INCLUDE EDUCATION)	Y

FEES*

LICENSE TYPE	ACTUAL FEE	STATUTORY LIMIT
OSTEOPATHIC PHYSICIAN AND SURGEON LICENSE		
PHYSICIAN AND SURGEON APPLICATION FEE	\$200.00	\$400.00
PHYSICIAN AND SURGEON INITIAL LICENSING FEE*	\$400.00	\$400.00
PHYSICIAN AND SURGEON ACTIVE LICENSE FEE	\$400.00	\$400.00
PHYSICIAN AND SURGEON INACTIVE LICENSE FEE	\$300.00	\$300.00
PHYSICIAN AND SURGEON ACTIVE DELINQUENT FEE	\$100.00	\$100.00
PHYSICIAN AND SURGEON INACTIVE DELINQUENT FEE	\$75.00	\$75.00
POSTGRADUATE TRAINING LICENSE		
POSTGRADUATE TRAINING LICENSE	\$491.00	N/A
FICTITIOUS NAME PERMIT		
FICTITIOUS NAME PERMIT APPLICATION FEE	\$100.00	\$100.00
FICTITIOUS NAME PERMIT RENEWAL FEE	\$50.00	\$50.00
OTHER		
ENDORSEMENT	\$25.00	\$25.00
DUPLICATE CERTIFICATE	\$25.00	\$25.00

LICENSE TYPE	ACTUAL FEE	STATUTORY LIMIT
CONTROLLED SUBSTANCE UTILIZATION REVIEW AND EVALUATION SYSTEM FEE**	\$18.00	\$18.00
STEVEN M. THOMPSON PHYSICIAN CORPS LOAN REPAYMENT PROGRAM***	\$18.00	\$25.00

* Initial fee is prorated.

** \$9.00/year collected with renewal, Business and Professions Code section 208(a).

*** Collected at renewal per Business and Professions Code section 2436.5 and initial licensure per Business and Professions Code section 2455.1.

SUMMARY OF LICENSING ACTIVITY

INITIAL LICENSES/REGISTRATIONS/CERTIFICATES/PERMITS			
TYPE	APPLICATIONS RECEIVED	ISSUED	RENEWED
FICTITIOUS NAME PERMIT	180	171	698
OSTEOPATHIC PHYSICIAN AND SURGEON LICENSE	1,380	1,499	5,793
POSTGRADUATE TRAINING LICENSE*	687	576	N/A
TOTAL	2,247	2,246	6,491

* Postgraduate training licenses cannot be renewed.

LICENSING POPULATION BY TYPE	
TYPE	LICENSES/REGISTRATIONS/CERTIFICATIONS/PERMITS
FICTITIOUS NAME PERMIT	1,264
OSTEOPATHIC PHYSICIAN AND SURGEON	14,478
POSTGRADUATE TRAINING	1,215
TOTAL	16,957

RENEWAL AND CONTINUING EDUCATION (CE)		
TYPE	FREQUENCY OF RENEWAL	NUMBER OF CE HOURS REQUIRED EACH CYCLE
FICTITIOUS NAME PERMIT	EVERY YEAR	N/A
OSTEOPATHIC PHYSICIAN AND SURGEON	EVERY 2 YEARS	50

EXAMINATION RESULTS			
EXAMINATION TITLE	% PASS	% FAIL	TOTAL NUMBER OF CANDIDATES
COMPREHENSIVE OSTEOPATHIC MEDICAL LICENSING EXAMINATION OF THE UNITED STATES LEVELS 1, 2, AND 3*	92	8	288

* The exam results are nationwide and not California-specific results.

OSTEOPATHIC MEDICAL BOARD OF CALIFORNIA

SUMMARY OF ENFORCEMENT ACTIVITY

COMPLAINTS—INTAKE	
632	RECEIVED
0	CLOSED WITHOUT REFERRAL FOR INVESTIGATION
633	REFERRED FOR INVESTIGATION
3	PENDING

CONVICTION/ARREST NOTIFICATION COMPLAINTS	
37	RECEIVED
1	CLOSED WITHOUT REFERRAL FOR INVESTIGATION
37	REFERRED FOR INVESTIGATION
1	PENDING

INVESTIGATIONS	
670	OPENED
381	CLOSED
455	PENDING

ENFORCEMENT AGING—COMPLETED INTAKE AND INVESTIGATIONS	
170	UP TO 90 DAYS
46	91 TO 180 DAYS
73	181 DAYS TO 1 YEAR
55	1 TO 2 YEARS
21	2 TO 3 YEARS
16	OVER 3 YEARS
7	AVERAGE NUMBER OF DAYS FROM RECEIPT OF COMPLAINT TO ASSIGNMENT OF INVESTIGATOR (START OF INVESTIGATION)
281	AVERAGE NUMBER OF DAYS FOR ALL INVESTIGATION OUTCOMES (FROM START OF INVESTIGATION TO REFERRAL FOR PROSECUTION OR CASE CLOSURE WITHOUT REFERRAL FOR PROSECUTION)
288	AVERAGE NUMBER OF DAYS FROM RECEIPT OF COMPLAINT TO REFERRAL FOR PROSECUTION OR CASE CLOSURE WITHOUT REFERRAL FOR PROSECUTION

CITATIONS AND FINES	
0	ISSUED WITHOUT A FINE
11	ISSUED WITH A FINE
0	WITHDRAWN/DISMISSED/REDUCED
706	AVERAGE NUMBER OF DAYS TO ISSUE A CITATION AND FINE (FROM COMPLAINT RECEIPT/INSPECTION CONDUCTED TO CITATION ISSUED)

TOTAL AMOUNT OF FINES	
\$15,500.00	ASSESSED
\$1,000.00	WITHDRAWN/DISMISSED/REDUCED
\$9,500.00	COLLECTED

CRIMINAL/CIVIL ACTIONS	
0	REFERRALS FOR CRIMINAL/CIVIL ACTION
0	CRIMINAL ACTIONS FILED
0	CIVIL ACTIONS FILED

OFFICE OF THE ATTORNEY GENERAL/DISCIPLINARY ACTIONS	
33	CASES OPENED/INITIATED
20	CASES CLOSED
42	CASES PENDING

FORMAL ACTIONS FILED/WITHDRAWN/DISMISSED	
0	STATEMENT OF ISSUES FILED
16	ACCUSATIONS FILED
2	RESTRAINING/RESTRICTION/SUSPENSION ORDERS GRANTED
0	STATEMENT OF ISSUES WITHDRAWN/DISMISSED
2	ACCUSATIONS WITHDRAWN/DISMISSED
363	AVERAGE NUMBER OF DAYS FROM CLOSURE OF INVESTIGATION TO IMPOSING FORMAL DISCIPLINE

ADMINISTRATIVE OUTCOMES/FINAL ORDERS	
0	LICENSE APPLICATIONS DENIED
4	REVOCATION
3	SURRENDER OF LICENSE
1	PROBATION WITH SUSPENSION
1	SUSPENSION ONLY
5	PROBATION ONLY
0	PUBLIC REPRIMAND/PUBLIC REPROVAL/PUBLIC LETTER OF REPRIMAND
0	OTHER DECISIONS
14	TOTAL

ENFORCEMENT AGING—COMPLETED ATTORNEY GENERAL CASES	
2	UP TO 1 YEAR
5	1 TO 2 YEARS
5	2 TO 3 YEARS
8	OVER 3 YEARS
1,026	AVERAGE NUMBER OF DAYS TO IMPOSE DISCIPLINE

OSTEOPATHIC MEDICAL BOARD OF CALIFORNIA

PROBATION	
2	PROBATIONS COMPLETED
33	PROBATIONERS PENDING (CLOSE OF FISCAL YEAR)

SUBSEQUENT DISCIPLINE	
1	PROBATIONS REVOKED
0	PROBATIONER'S LICENSE SURRENDERED
0	ADDITIONAL PROBATION ONLY
0	SUSPENSION ONLY ADDED
0	OTHER CONDITIONS ADDED ONLY
1	OTHER PROBATION OUTCOME

PETITION FOR MODIFICATION OR TERMINATION OF PROBATION	
0	GRANTED
0	DENIED

PETITION FOR REINSTATEMENT OF REVOKED LICENSE/REGISTRATION/ CERTIFICATION	
0	GRANTED
0	DENIED

COST RECOVERY	
\$93,924.88	ORDERED
\$26,058.18	COLLECTED



CALIFORNIA STATE
BOARD OF PHARMACY

CALIFORNIA STATE BOARD OF **PHARMACY**

Licenses and regulates pharmacies,
pharmacists, pharmacist interns, pharmacy
technicians, and drug wholesalers.

www.pharmacy.ca.gov

Staff: 134.3 civil servant positions, 1 exempt

**Licenses, Registrations, Certificates,
and Permits:** 138,104

Board Membership: 6 public representatives,
7 licensees

Board Leadership:

Anne Sodergren	Julia Ansel
<i>Executive Officer</i>	<i>Assistant Executive Officer</i>
anne.sodergren@dca.ca.gov	julia.ansel@dca.ca.gov

Laws and Regulations:

Business and Professions Code section 4000 et seq.
California Code of Regulations, title 16, section
1700 et seq.

Sunset Review:

Last review: 2020 | Next review: 2025

BOARD HIGHLIGHTS

RECIPROCITY

The Board does not have reciprocity.

ACCOMPLISHMENTS

Consumer Protection

The Board established a Medication Error Reduction and Workforce Committee to evaluate best practices for improving patient safety and the links between medication errors and workplace issues. Multiple public meetings were held from January 2022 through June 2023. The efforts of the committee resulted in the development of statutory and regulatory proposals. The Board sponsored legislation and is pursuing regulation changes to facilitate implementation.

The Board established a Standard of Care Committee to evaluate if California should shift from its current hybrid enforcement model to a standard of care enforcement model. The committee received presentations, reviewed actions taken in other jurisdictions, considered research, and held robust discussions on related policy questions. Following its work, the Board approved a report and submitted it to the Legislature in June 2023.

Communications and Outreach

The Board developed a public education campaign in support of Senate Concurrent Resolution 115 (Bates, 2022) related to Opioid, Heroin, Fentanyl, and Prescription Drug Abuse Awareness Month. The campaign included consumer-focused and licensee-focused messages on a variety of topics including prescription drug abuse, access to care, disposal of unused medications, and naloxone accessibility.

The Board issued 138 email alerts regarding drug recalls, withdrawals, and other warnings from drug manufacturers, licensed sterile compounding pharmacies, and the U.S. Food and Drug Administration to the pharmacy or consumer level. These emails protect public health by instantly notifying licensees and consumers of important information about prescription medications and products.

The Board implemented an online registry for health care professionals to register for exemptions to the requirements for the use of electronic data transmission prescriptions. As of December 2023, 4,386 health care professionals have registered on this system. Consistent with the law, registration will be required annually.

To reflect changes made under federal law, the Board revised its sample collaborative practice agreement for pharmacists to provide medication-assisted treatment (MAT) to patients with opioid use disorder in collaboration with a medical care provider. The sample agreement followed a policy statement adopted by the Board in 2019 to encourage greater access to MAT by supporting pharmacists providing direct care and assisting medical providers in caring for patients with opioid addiction.

Updates to Licensing

Following a series of listening sessions and an online survey, the Board's Licensing Committee convened a Pharmacy Technician Summit on April 19, 2022, to conduct a comprehensive evaluation of the pharmacy technician licensing program. The summit served as the starting point to identify changes in the authorized functions a pharmacy technician may perform. The results of these efforts resulted in proposed statutory changes sponsored by the Board in AB 1286 (Haney, Chapter 470, Statutes of 2023).

The Board also implemented an online process for renewing hospital pharmacy licenses on November 28, 2022. The new process eases the application and payment process by enabling licensees to renew these licenses electronically by credit card in addition to renewing by mail.

NEW LEGISLATION

AB 317 (Weber, Chapter 317, Statutes of 2023) requires a health care service plan and specified disability insurers that offer coverage for a service that is within the scope of practice of a pharmacist to pay or reimburse the cost of services performed by a pharmacy at an in-network or out-of-network pharmacy, as specified.

AB 663 (Haney, Chapter 539, Statutes of 2023) allows mobile pharmacy units to carry controlled substances approved by the United States Food and Drug Administration for the treatment of opioid use disorders. This bill also allows a county, city-and-county, or a special hospital authority to operate one or more mobile pharmacy units, rather than just one.

AB 1341 (Berman, Chapter 276, Statutes of 2023) among other things, codifies, until January 1, 2025, an Executive Order (N-39-20) provision and a Board waiver issued during the declared COVID-19 state of emergency authorizing pharmacists to furnish COVID-19 oral therapeutics to patients who test positive for the virus. This bill contained an urgency clause and went into effect immediately upon signing.

AB 1286 (Haney, Chapter 470, Statutes of 2023) authorizes the pharmacist-in-charge or pharmacist on duty to make staffing decisions to ensure sufficient pharmacy personnel are present to prevent conditions that may interfere with a pharmacist's ability to practice competently and safely. This bill requires the pharmacist-in-charge or pharmacist on duty to notify store management of any conditions that present an immediate risk of death, illness, or irreparable harm and requires store management to take immediate and reasonable steps to address and resolve those conditions. This bill authorizes the Board to close a pharmacy if the conditions aren't resolved. This bill requires a chain community pharmacy to be staffed with at least one clerk or pharmacy technician fully dedicated to performing pharmacy-related services, except as provided. This bill authorizes pharmacy technicians with specified training to perform additional tasks under supervision, including administering influenza and COVID-19 vaccines and epinephrine and performing specimen collection for laboratory tests. Lastly, this bill requires all community pharmacies report medication errors.

AB 1557 (Flora, Chapter 141, Statutes of 2023) codifies a Board waiver issued during the COVID-19 pandemic permitting remote order processing during the COVID-19 pandemic. This bill authorizes licensed pharmacists to conduct medication chart order reviews remotely for health care facilities (hospitals). This bill contained an urgency clause and went into effect immediately upon signing.

SB 816 (Roth, Chapter 723, Statutes of 2023) recasts the Board's fee schedule.

CALIFORNIA STATE BOARD OF PHARMACY

LICENSE REQUIREMENTS

LICENSE REQUIREMENTS	Y/N
CONTINUING EDUCATION/COMPETENCY*	Y
DEGREE/PROFESSIONAL SCHOOLING**	Y
EXAMINATION**	Y
FINGERPRINT REQUIREMENT***	Y
QUALIFYING EXPERIENCE (MAY INCLUDE EDUCATION)***	Y

* Required for RPH and APH license types.

** Required for RPH.

***Required for RPH, APH, TCH, EXC, EXV, DRL, DRR, DPM.

FEES*

LICENSE TYPE	ACTUAL FEE	STATUTORY LIMIT
DESIGNATED REPRESENTATIVE (EXC) APPLICATION FEE	\$210.00	\$210.00
DESIGNATED REPRESENTATIVE (EXC) LICENSE RENEWAL FEE	\$300.00	\$300.00
DESIGNATED REPRESENTATIVE VET (EXV) APPLICATION FEE	\$210.00	\$210.00
DESIGNATED REPRESENTATIVE VET (EXV) LICENSE RENEWAL FEE	\$300.00	\$300.00
DESIGNATED REPRESENTATIVE-3PL (DRL) APPLICATION FEE	\$210.00	\$210.00
DESIGNATED REPRESENTATIVE-3PL (DRL) LICENSE RENEWAL FEE	\$300.00	\$300.00
DESIGNATED REPRESENTATIVE-REVERSE DISTRIBUTOR (DRR) APPLICATION FEE	\$210.00	\$210.00
DESIGNATED REPRESENTATIVE-REVERSE DISTRIBUTOR (DRR) LICENSE RENEWAL FEE	\$300.00	\$300.00
DESIGNATED PARAMEDIC (DPM) APPLICATION FEE	\$140.00	\$140.00
DESIGNATED PARAMEDIC (DPM) LICENSE RENEWAL FEE	\$140.00	\$140.00
PHARMACIST INTERN (INT) APPLICATION FEE	\$230.00	\$230.00
PHARMACIST EXAMINATION APPLICATION FEE	\$285.00	\$285.00
PHARMACIST (RPH) LICENSE FEE	\$215.00	\$215.00
PHARMACIST (RPH) LICENSE RENEWAL FEE	\$505.00	\$505.00
ADVANCED PRACTICE PHARMACIST (APH) APPLICATION FEE	\$300.00	\$300.00
ADVANCED PRACTICE PHARMACIST (APH) LICENSE RENEWAL FEE	\$300.00	\$300.00
PHARMACY TECHNICIAN (TCH) APPLICATION FEE	\$195.00	\$195.00

LICENSE TYPE	ACTUAL FEE	STATUTORY LIMIT
PHARMACY TECHNICIAN (TCH) LICENSE RENEWAL FEE	\$195.00	\$195.00
AUTOMATED DRUG DELIVERY SYSTEM (ADD) APPLICATION FEE	\$200.00	\$250.00
AUTOMATED DRUG DELIVERY SYSTEM (ADD) LICENSE RENEWAL FEE	\$200.00	\$250.00
AUTOMATED DRUG DISPENSING SYSTEM 340B CLINIC (ADC) APPLICATION FEE	\$300.00	\$500.00
AUTOMATED DRUG DISPENSING SYSTEM 340B CLINIC (ADC) LICENSE RENEWAL FEE	\$300.00	\$500.00
AUTOMATED DRUG DELIVERY SYSTEM EMS (ADE) APPLICATION FEE	\$100.00	\$100.00
AUTOMATED DRUG DELIVERY SYSTEM EMS (ADE) LICENSE RENEWAL FEE	\$100.00	\$100.00
CENTRALIZED HOSPITAL PACKAGING (CHP/ CHE) APPLICATION FEE	\$1,150.00	\$1,150.00
CENTRALIZED HOSPITAL PACKAGING (CHP/ CHE) LICENSE RENEWAL FEE	\$1,125.00	\$1,125.00
CLINIC (CLN) APPLICATION FEE	\$570.00	\$570.00
CLINIC (CLN) LICENSE RENEWAL FEE	\$360.00	\$360.00
DRUG ROOM (DRM) APPLICATION FEE	\$570.00	\$570.00
DRUG ROOM (DRM) LICENSE RENEWAL FEE	\$930.00	\$930.00
HOSPITAL (HSP) APPLICATION FEE	\$570.00	\$570.00
HOSPITAL (HSP) LICENSE RENEWAL FEE	\$930.00	\$930.00
HOSPITAL SATELLITE STERILE COMPOUNDING (SCP) APPLICATION FEE	\$2,305.00	\$2,305.00
HOSPITAL SATELLITE STERILE COMPOUNDING (SCP) LICENSE RENEWAL FEE	\$1,855.00	\$1,855.00
HYPODERMIC NEEDLE AND SYRINGES (HYP) APPLICATION FEE	\$240.00	\$240.00
HYPODERMIC NEEDLE AND SYRINGES (HYP) LICENSE RENEWAL FEE	\$280.00	\$280.00
OUTSOURCING FACILITIES (OSF) APPLICATION FEE	\$3,180.00	\$3,180.00
OUTSOURCING FACILITIES (OSF) LICENSE RENEWAL FEE	\$1,855.00	\$1,855.00
OUTSOURCING FACILITIES NONRESIDENT (NSF) APPLICATION FEE	\$3,335.00	\$3,335.00
OUTSOURCING FACILITIES NONRESIDENT (NSF) LICENSE RENEWAL FEE	\$3,180.00	\$3,180.00
PHARMACY (PHY) APPLICATION FEE	\$570.00	\$570.00
PHARMACY (PHY) LICENSE RENEWAL FEE	\$930.00	\$930.00

CALIFORNIA STATE BOARD OF PHARMACY

LICENSE TYPE	ACTUAL FEE	STATUTORY LIMIT
PHARMACY NONRESIDENT (NRP) APPLICATION FEE	\$570.00	\$570.00
PHARMACY NONRESIDENT (NRP) LICENSE RENEWAL FEE	\$930.00	\$930.00
REMOTE DISPENSING PHARMACY (PHR) APPLICATION FEE	\$570.00	\$570.00
REMOTE DISPENSING PHARMACY (PHR) LICENSE RENEWAL FEE	\$930.00	\$930.00
STERILE COMPOUNDING LICENSE (LSC) APPLICATION FEE	\$2,305.00	\$2,305.00
STERILE COMPOUNDING LICENSE (LSC) LICENSE RENEWAL FEE	\$1,855.00	\$1,855.00
STERILE COMPOUNDING LICENSE NONRESIDENT (NSC) APPLICATION FEE	\$3,335.00	\$3,335.00
STERILE COMPOUNDING LICENSE NONRESIDENT (NSC) LICENSE RENEWAL FEE	\$3,180.00	\$3,180.00
THIRD-PARTY LOGISTICS PROVIDER (TPL) APPLICATION FEE	\$820.00	\$820.00
THIRD-PARTY LOGISTICS PROVIDER (TPL) LICENSE RENEWAL FEE	\$820.00	\$820.00
THIRD-PARTY LOGISTICS PROVIDER NONRESIDENT (NPL) APPLICATION FEE	\$820.00	\$820.00
THIRD-PARTY LOGISTICS PROVIDER NONRESIDENT (NPL) LICENSE RENEWAL FEE	\$820.00	\$820.00
VETERINARY FOOD—ANIMAL RETAILER (VET) APPLICATION FEE	\$610.00	\$610.00
VETERINARY FOOD—ANIMAL RETAILER (VET) LICENSE RENEWAL FEE	\$460.00	\$460.00
WHOLESALER (WLS) APPLICATION FEE	\$820.00	\$820.00
WHOLESALER (WLS) LICENSE RENEWAL FEE	\$820.00	\$820.00
WHOLESALER NONRESIDENT (OSD) APPLICATION FEE	\$820.00	\$820.00
WHOLESALER NONRESIDENT (OSD) LICENSE RENEWAL FEE	\$820.00	\$820.00

* Additional fees may be required. Refer to the laws and regulations for details. License fees listed are current amounts. The Board recast its fees through Senate Bill 816 (Chapter 723, Statutes of 2023). A new fee schedule will become effective January 1, 2025.

SUMMARY OF LICENSING ACTIVITY

INITIAL LICENSES/REGISTRATIONS/CERTIFICATES/PERMITS			
TYPE	APPLICATIONS RECEIVED	ISSUED	RENEWED
ADVANCED PRACTICE PHARMACIST LICENSE (APH)	163	154	511

INITIAL LICENSES/REGISTRATIONS/CERTIFICATES/PERMITS			
TYPE	APPLICATIONS RECEIVED	ISSUED	RENEWED
AUTOMATED DRUG DELIVERY SYSTEM LICENSE (ADD/AUD)	381	290	857
AUTOMATED DRUG DELIVERY SYSTEM LICENSE (ADD/APD)	4	3	INCLUDED IN ADD (AUD)
AUTOMATED DRUG DELIVERY SYSTEM EMS LICENSE (ADE)	0	0	1
AUTOMATED PATIENT DISPENSING SYSTEM 340B CLINIC LICENSE (ADC)	1	1	0
CENTRALIZED HOSPITAL PACKAGING (CHP)/GOVERNMENT OWNED LICENSE (CHE)	0	0	9
CLINIC (CLN)/GOVERNMENT OWNED LICENSE (CLE)	312	242	2,060
CORRECTIONAL PHARMACY LICENSE (LCF)	2	0	57
DESIGNATED PARAMEDIC LICENSE (DPM)	1	1	0
DESIGNATED REPRESENTATIVE LICENSE (EXC)	465	434	2,270
DESIGNATED REPRESENTATIVE- 3PL LICENSE (DRL)	145	137	339
DESIGNATED REPRESENTATIVE-REVERSE DISTRIBUTOR LICENSE (DRR)	6	7	7
DESIGNATED REPRESENTATIVE VET LICENSE (EXV)	8	6	45
DRUG ROOM (DRM)/GOVERNMENT (DRE)	0	1	29
HOSPITAL(HSP)/GOVERNMENT OWNED (HPE)	13	10	456
HOSPITAL SATELLITE STERILE COMPOUNDING (SCP) GOVERNMENT OWNED LICENSE (SCE)	1	2	7
HYPODERMIC NEEDLE AND SYRINGES (HYP)/GOVERNMENT OWNED LICENSE (HYE)	6	5	207
INTERN PHARMACIST LICENSE (INT)	1,312	1,323	N/A*
OUTSOURCING FACILITY LICENSE (OSF)	2	1	4
OUTSOURCING FACILITY NONRESIDENT LICENSE (NSF)	10	2	17
PHARMACIST LICENSE (RPH) (INITIAL LICENSING APPLICATION)	1,801	1,815	21,542
PHARMACY(PHY)/GOVERNMENT OWNED LICENSE (PHE)	385	271	6,020

CALIFORNIA STATE BOARD OF PHARMACY

INITIAL LICENSES/REGISTRATIONS/CERTIFICATES/PERMITS			
TYPE	APPLICATIONS RECEIVED	ISSUED	RENEWED
PHARMACY NONRESIDENT LICENSE (NRP)	110	79	499
PHARMACY TECHNICIAN LICENSE (TCH)	5,494	3,742	28,532
REMOTE DISPENSING PHARMACY LICENSE (PHR)	1	0	2
STERILE COMPOUNDING (LSC)/GOVERNMENT OWNED LICENSE (LSE)	52	47	791
STERILE COMPOUNDING NONRESIDENT LICENSE (NSC)	15	7	49
SURPLUS MEDICATION COLLECTION DISTRIBUTION INTERMEDIARY LICENSE (SME)	0	0	1
THIRD-PARTY LOGISTICS PROVIDER LICENSE (TPL)	4	4	29
THIRD-PARTY LOGISTICS PROVIDER NONRESIDENT LICENSE (NPL)	45	26	108
VERTINARY FOOD-ANIMAL DRUG RETAILER LICENSE (VET)	2	2	14
WHOLESALE (WLS)/GOVERNMENT OWNED LICENSE (WLE)	58	32	393
WHOLESALE NONRESIDENT LICENSE (OSD)	119	82	675
TOTAL	10,918	8,726	65,531

* Pursuant to BPC 4208 Intern Pharmacists Licenses are non-renewable as the purpose is to gain experience to qualify for the Pharmacist Licensure Examination.

LICENSING POPULATION BY TYPE	
TYPE*	LICENSES/REGISTRATIONS/CERTIFICATES/PERMITS
ADVANCED PRACTICE PHARMACY (APH)	1,191
AUTOMATED DRUG DELIVERY SYSTEM (ADD)	1,107
AUTOMATED DRUG DELIVERY SYSTEM EMS (ADE)	1
AUTOMATED PATIENT DISPENSING SYSTEM 340B CLINIC (ADC)	1
CENTRALIZED HOSPITAL PACKAGING (CPH)/GOVERNMENT OWNED (CHE)	11
CLINICS (CLN)/ GOVERNMENT OWNED (CLE)	2,339
CORRECTIONAL PHARMACY (LCF)	57
DESIGNATED PARAMEDIC (DPM)	3
DESIGNATED REPRESENTATIVE (EXC)	2,858
DESIGNATED REPRESENTATIVE - 3PL (DRL)	479

LICENSING POPULATION BY TYPE	
TYPE*	LICENSES/REGISTRATIONS/CERTIFICATES/PERMITS
DESIGNATED REPRESENTATIVE-REVERSE DISTRIBUTOR (DRR)	14
DESIGNATED REPRESENTATIVE VET (EXV)	55
DRUG ROOM (DRM)/GOVERNMENT OWNED (DRE)	31
HOSPITALS (HSP)/GOVERNMENT OWNED (HPE)	476
HOSPITALS SATELLITE STERILE COMPOUNDING (SCP)/GOVERNMENT OWNED (SCE)	8
HYPODERMIC NEEDLE AND SYRINGES (HYP) GOVERNMENT OWNED (HYE)	233
INTERN PHARMACIST (INT)	4,790
OUTSOURCING FACILITY (OSF)	4
OUTSOURCING FACILITY NONRESIDENT (NSF)	19
PHARMACIST (RPH)	49,597
PHARMACY (PHY) GOVERNMENT OWNED (PHE)	6,241
PHARMACY NONRESIDENT (NRP)	593
PHARMACY TECHNICIAN (TCH)	65,565
REMOTE DISPENSING PHARMACY (PHR)	2
STERILE COMPOUNDING (LSC)/GOVERNMENT OWNED (LSE)	819
STERILE COMPOUNDING NONRESIDENT (NSC)	58
SURPLUS MEDICATION COLLECTION DISTRIBUTION INTERMEDIARY (SME)	1
THIRD-PARTY LOGISTICS PROVIDER (TPL)	39
THIRD-PARTY LOGISTICS PROVIDER NONRESIDENT (NPL)	134
VERTINARY FOOD-ANIMAL DRUG RETAILER (VET)	21
WHOLESALE (WLS)/GOVERNMENT OWNED (WLE)	543
WHOLESALE NONRESIDENT (OSD)	814
Total	138,104

* Licensing population totals include: active, delinquent, inactive (RPH, APH), CE inadequate (RPH, APH), family support, and bond suspension (NPL, TPL, WLS, OSD).

RENEWAL AND CONTINUING EDUCATION (CE)		
TYPE	FREQUENCY OF RENEWAL	NUMBER OF CE HOURS REQUIRED EACH CYCLE
ADVANCED PRACTICE PHARMACIST (APH)	EVERY 2 YEARS	10
AUTOMATED DRUG DELIVERY SYSTEM (ADD)*	EVERY YEAR	N/A
AUTOMATED DRUG DELIVERY SYSTEM EMS (ADE)*	EVERY YEAR	N/A

CALIFORNIA STATE BOARD OF PHARMACY

RENEWAL AND CONTINUING EDUCATION (CE)		
TYPE	FREQUENCY OF RENEWAL	NUMBER OF CE HOURS REQUIRED EACH CYCLE
AUTOMATED PATIENT DISPENSING SYSTEM 340B CLINIC (ADC)*	EVERY YEAR	N/A
CENTRALIZED HOSPITAL PACKAGING (CHP)/ GOVERNMENT OWNED (CHE)*	EVERY YEAR	N/A
CLINICS (CLN)/GOVERNMENT OWNED (CLE)*	EVERY YEAR	N/A
CORRECTIONAL PHARMACY (LCF)*	EVERY YEAR	N/A
DESIGNATED PARAMEDIC (DPM)*	EVERY 2 YEARS	N/A
DESIGNATED REPRESENTATIVE (EXC)*	EVERY YEAR	N/A
DESIGNATED REPRESENTATIVE—3PL (DRL)*	EVERY YEAR	N/A
DESIGNATED REPRESENTATIVE—REVERSE DISTRIBUTOR (DRR)*	EVERY YEAR	N/A
DESIGNATED REPRESENTATIVES VET (EXV)*	EVERY YEAR	N/A
DRUG ROOM (DRM)/GOVERNMENT OWNED (DRE)*	EVERY YEAR	N/A
HOSPITALS (HSP)/GOVERNMENT OWNED (HPE)*	EVERY YEAR	N/A
HOSPITAL SATELLITE STERILE COMPOUNDING (SCP)/GOVERNMENT OWNED (SCE)*	EVERY YEAR	N/A
HYPODERMIC NEEDLE AND SYRINGES (HYP)/ GOVERNMENT OWNED (HYE)*	EVERY YEAR	N/A
OUTSOURCING FACILITY (OSF)*	EVERY YEAR	N/A
OUTSOURCING FACILITY NONRESIDENT (NSF)*	EVERY YEAR	N/A
PHARMACIST (RPH)	EVERY 2 YEARS	30
PHARMACY (PHY)/GOVERNMENT OWNED (PHE)*	EVERY YEAR	N/A
PHARMACY NONRESIDENT (NRP)*	EVERY YEAR	N/A
PHARMACY TECHNICIAN (TCH)*	EVERY YEAR	N/A
REMOTE DISPENSING PHARMACY (PHR)*	EVERY YEAR	N/A
STERILE COMPOUNDING (LSC)/ GOVERNMENT OWNED (LSE)*	EVERY YEAR	N/A
STERILE COMPOUNDING NONRESIDENT (NSC)*	EVERY YEAR	N/A
SURPLUS MEDICATION COLLECTION DISTRIBUTION INTERMEDIARY (SME)*	EVERY YEAR	N/A
THIRD-PARTY LOGISTICS PROVIDERS (TPL)*	EVERY YEAR	N/A
THIRD-PARTY LOGISTICS PROVIDER NONRESIDENT (NPL)*	EVERY YEAR	N/A
VETERINARY FOOD—ANIMAL DRUG RETAILER (VET)*	EVERY YEAR	N/A
WHOLESALE (WLS)/GOVERNMENT OWNED (WLE)*	EVERY YEAR	N/A
WHOLESALE NONRESIDENT (OSD)*	EVERY YEAR	N/A

* There are no continuing education requirements for this license type.

EXAMINATION APPLICATIONS	
TYPE	APPLICATIONS RECEIVED
PHARMACIST EXAMINATION APPLICATION	2,009
PHARMACIST RETAKE EXAMINATION APPLICATION	1,459

EXAMINATION RESULTS			
EXAMINATION TITLE	% PASS	% FAIL	TOTAL NUMBER OF CANDIDATES
CALIFORNIA PRACTICE STANDARDS AND JURISPRUDENCE EXAMINATION	63	37	3,025
NORTH AMERICAN PHARMACIST LICENSURE EXAMINATION*	71	29	18,156

* The North American Pharmacist Licensure Examination is all applicants nationwide.

SUMMARY OF ENFORCEMENT ACTIVITY

COMPLAINTS—INTAKE	
3,246	RECEIVED
900	CLOSED WITHOUT REFERRAL FOR INVESTIGATION
2,286	REFERRED FOR INVESTIGATION
82	PENDING

CONVICTION/ARREST NOTIFICATION COMPLAINTS	
530	RECEIVED
36	CLOSED WITHOUT REFERRAL FOR INVESTIGATION
493	REFERRED FOR INVESTIGATION
17	PENDING

INSPECTIONS	
3,045	CONDUCTED
N/A*	CITATIONS ISSUED

* The Board does not have the authority to issue a citation at the time of inspection; however, the Board opened 86 investigations as a result of an inspection.

INVESTIGATIONS	
2,779	OPENED
2,458	CLOSED
1,985	PENDING

ENFORCEMENT AGING—COMPLETED INTAKE AND INVESTIGATIONS	
396	UP TO 90 DAYS
561	91 TO 180 DAYS
1,125	181 DAYS TO 1 YEAR
286	1 TO 2 YEARS

CALIFORNIA STATE BOARD OF PHARMACY

ENFORCEMENT AGING—COMPLETED INTAKE AND INVESTIGATIONS	
59	2 TO 3 YEARS
31	OVER 3 YEARS
23	AVERAGE NUMBER OF DAYS FROM RECEIPT OF COMPLAINT TO ASSIGNMENT OF INVESTIGATOR (START OF INVESTIGATION)
229	AVERAGE NUMBER OF DAYS FOR ALL INVESTIGATION OUTCOMES (FROM START OF INVESTIGATION TO REFERRAL FOR PROSECUTION OR CASE CLOSURE WITHOUT REFERRAL FOR PROSECUTION)
252	AVERAGE NUMBER OF DAYS FROM RECEIPT OF COMPLAINT TO REFERRAL FOR PROSECUTION OR CASE CLOSURE WITHOUT REFERRAL FOR PROSECUTION

CITATIONS AND FINES	
390	ISSUED WITHOUT A FINE
663	ISSUED WITH A FINE
270	WITHDRAWN/DISMISSED/REDUCED
327	AVERAGE NUMBER OF DAYS TO ISSUE A CITATION AND FINE (FROM COMPLAINT RECEIPT/INSPECTION CONDUCTED TO CITATION ISSUED)

TOTAL AMOUNT OF FINES	
\$3,393,500.00	ASSESSED
\$1,275,800.05	WITHDRAWN/DISMISSED/REDUCED
\$1,708,099.51	COLLECTED

CRIMINAL/CIVIL ACTIONS	
0	REFERRALS FOR CRIMINAL/CIVIL ACTION
0	CRIMINAL ACTIONS FILED
0	CIVIL ACTIONS FILED

OFFICE OF THE ATTORNEY GENERAL/DISCIPLINARY ACTIONS	
259	CASES OPENED/INITIATED
162	CASES CLOSED
280	CASES PENDING

FORMAL ACTIONS FILED/WITHDRAWN/DISMISSED	
24	STATEMENT OF ISSUES FILED
135	ACCUSATIONS FILED
24	RESTRAINING/RESTRICTION/SUSPENSION ORDERS GRANTED
1	STATEMENT OF ISSUES WITHDRAWN/DISMISSED
6	ACCUSATIONS WITHDRAWN/DISMISSED
569	AVERAGE NUMBER OF DAYS FROM CLOSURE OF INVESTIGATION TO IMPOSING FORMAL DISCIPLINE

ADMINISTRATIVE OUTCOMES/FINAL ORDERS	
8	LICENSE APPLICATIONS DENIED
62	REVOCATION
75	SURRENDER OF LICENSE
4	PROBATION WITH SUSPENSION
0	SUSPENSION ONLY
83	PROBATION ONLY
23	PUBLIC REPRIMAND/PUBLIC REPROVAL/PUBLIC LETTER OF REPRIMAND
16	OTHER DECISIONS
271	TOTAL

ENFORCEMENT AGING—COMPLETED ATTORNEY GENERAL CASES	
20	UP TO 1 YEAR
58	1 TO 2 YEARS
49	2 TO 3 YEARS
35	OVER 3 YEARS
845	AVERAGE NUMBER OF DAYS TO IMPOSE DISCIPLINE

PROBATION	
89	PROBATIONS COMPLETED
256	PROBATIONERS PENDING (CLOSE OF FISCAL YEAR)

SUBSEQUENT DISCIPLINE	
5	PROBATIONS REVOKED
1	PROBATIONER'S LICENSE SURRENDERED
0	ADDITIONAL PROBATION ONLY
0	SUSPENSION ONLY ADDED
0	OTHER CONDITIONS ADDED ONLY
0	OTHER PROBATION OUTCOME

PETITION FOR MODIFICATION OR TERMINATION OF PROBATION	
13	GRANTED
8	DENIED

PETITION FOR REINSTATEMENT OF REVOKED LICENSE/REGISTRATION/CERTIFICATION	
0	GRANTED
2	DENIED

COST RECOVERY	
\$1,934,351.32	ORDERED
\$1,359,279.62	COLLECTED



PHYSICAL THERAPY BOARD OF CALIFORNIA

Licenses and regulates physical therapists, physical therapist assistants, and the practice of electroneuromyography and kinesiological electromyography performed by physical therapists.

www.ptbc.ca.gov

Staff: 27.3 civil servant positions, 1 exempt

Licenses, Registrations, Certificates, and Permits: 37,970

Board Membership: 3 public representatives, 4 licensees

Board Leadership:

Jason Kaiser

Executive Officer

jason.kaiser@dca.ca.gov

Sarah Conley

Assistant Executive Officer

sarah.conley@dca.ca.gov

Laws and Regulations:

Business and Professions Code section 2600–2696

California Code of Regulations, title 16, section 1398–1399.99.4

Sunset Review:

Last review: 2022 | Next review: 2026

BOARD HIGHLIGHTS

RECIPROCITY

Pursuant to Business and Professions Code (BPC) section 2636.5, applicants for licensure as a physical therapist or physical therapist assistant who are licensed as such in another state, district, or territory of the United States, approved by the Board, may become licensed without a physical therapy or physical therapist assistant written examination if they meet all the requirements, including those licensing requirements prescribed by the Board. However, these individuals must successfully pass the California Law Examination prior to becoming licensed. Pursuant to BPC section 2639, applicants who are graduates of an approved education program or substantiated as a graduate of an approved education program and who have filed a complete application for licensure with the Board may be awarded “license applicant” status by the Board. A physical therapist or physical therapy assistant applicant shall practice under the direct supervision of a licensed physical therapist as a “license applicant.”

ACCOMPLISHMENTS

Strategic Plan

The Board concluded its 2018–22 Strategic Plan, achieving most of its objectives. The Plan improved the enforcement process, including increased collaboration with enforcement program partner organizations, leading to decreased case processing times. The Board improved the licensing process, leading to decreased application processing times and developed initial application for licensure road maps and new process instruction formats

to assist applicants in navigating the application process. All online documents, including licensee enforcement actions, were updated in compliance with Americans with Disabilities Act (ADA) requirements to provide all stakeholders access to Board information.

Technological Advancements

The Board contracted with LexisNexis to develop, maintain, and provide a new version of the Board's electronic book of laws and regulations governing the practice of physical therapy in an updated format and display. The new version is a PDF format and available to the public to access and download at no cost. It is also ADA-compliant, searchable by section or topic, and updated annually to reflect law and regulation changes.

Communications and Outreach

The Board conducted outreach presentations and workgroups for all California physical therapist and physical therapist assistant education programs. Presentations covered why the Board exists, its relation to other national and state organizations and its interactions, consumer protection, and application of the laws and regulations governing the practice of physical therapy. The Board also expanded its social media presence to increase its stakeholder reach.

Updates to Regulations

The Office of Administrative Law (OAL) approved the Board's Clinical Service Requirements for the Foreign Educated Applicants regulation package. These regulations allow for the use of the Federation of State Boards of Physical Therapy's Supervised Clinical Practice Performance Evaluation Tool as an alternative to the American Physical Therapy Association's Clinical Performance Instrument. This regulation package went into effect May 9, 2023.

The OAL approved the Board's Satisfactory Documentary Evidence of Equivalent Foreign Education for Licensure as a Physical Therapist or Physical Therapist Assistant regulation package. These regulations include tools for evaluating current education equivalency of those graduates from a nonaccredited foreign physical therapy program and authorizes the Board to accept Coursework Tool (CWT) 6, in lieu of the corresponding CWT 1–5. The regulations also authorize the Board to accept the Coursework Tool for Physical Therapist Assistants (PTA Tool 2) for graduation from non-accredited foreign schools. This regulation package went into effect January 1, 2023.

The OAL approved the Board's Retired License and Fees regulation package, which establishes minimum eligibility requirements to retire a license and defines the requirements for restoring a license to active status. These regulations will also incorporate by reference the application to enter retired license status and the application to restore a retired license into active status. Additionally, this rulemaking amends sections 1399.50 and 1399.52 of title 16 of the California Code of Regulations to set a one-time \$100 application fee to enter retired license status. This regulation package went into effect January 1, 2023.

The Board also established a Regulations and Legislation Manager position to facilitate the Board's regulatory and legislative mandates and ensure regulations are adopted and maintained in a timely manner to protect consumers and enforce the Physical Therapy Practice Act.

NEW LEGISLATION

There was no enacted legislation solely related to the Board.

LICENSE REQUIREMENTS*

LICENSE REQUIREMENTS	Y/N
CONTINUING EDUCATION/COMPETENCY	Y
DEGREE/PROFESSIONAL SCHOOLING	Y
EXAMINATION	Y
FINGERPRINT REQUIREMENT	Y
QUALIFYING EXPERIENCE (MAY INCLUDE EDUCATION)	Y—PHYSICAL THERAPIST ASSISTANT ONLY

* Applicable to specific license types. Refer to the laws and regulations for details.

FEES*

LICENSE TYPE	ACTUAL FEE	STATUTORY LIMIT
PHYSICAL THERAPIST		
APPLICATION PROCESSING FEE	\$300.00	\$300.00
INITIAL LICENSING FEE	\$150.00	\$150.00
FINGERPRINTING FEE	\$49.00	N/A
NATIONAL EXAMINATION FEE	\$485.00***	**
CALIFORNIA LAW EXAMINATION FEE	\$65.00***	**
TOTAL INITIAL LICENSE FEES	\$1,049.00	N/A
RENEWAL FEE	\$300.00	\$300.00

PHYSICAL THERAPY BOARD OF CALIFORNIA

LICENSE TYPE	ACTUAL FEE	STATUTORY LIMIT
PHYSICAL THERAPIST ASSISTANT		
APPLICATION PROCESSING FEE	\$300.00	\$300.00
FINGERPRINTING FEE	\$49.00	N/A
NATIONAL EXAMINATION FEE	\$485.00***	**
CALIFORNIA LAW EXAMINATION FEE	\$65.00***	**
TOTAL INITIAL LICENSE FEES	\$899.00	N/A
RENEWAL FEE	\$300.00	\$300.00
KINESIOLOGICAL ELECTROMYOGRAPHY		
APPLICATION PROCESSING FEE	\$100.00	\$200.00
WRITTEN EXAMINATION FEE	\$500.00	\$500.00
RENEWAL FEE	\$50.00	\$300.00
ELECTRONEUROMYOGRAPHY		
APPLICATION PROCESSING FEE	\$100.00	\$200.00
WRITTEN EXAMINATION FEE	\$500.00	\$500.00
RENEWAL FEE	\$50.00	\$300.00

*Additional fees may be required. Refer to the laws and regulations for details.

** Fees set by the Federation of State Boards of Physical Therapy.

***Additional testing center fees: physical therapist, \$100.30; physical therapist assistant, \$82.60; California Law Examination fee, \$29.00.

SUMMARY OF LICENSING ACTIVITY

INITIAL LICENSES/REGISTRATIONS/CERTIFICATES/PERMITS			
TYPE	APPLICATIONS RECEIVED	ISSUED	RENEWED
ELECTRONEUROMYOGRAPHER CERTIFICATION	3	2	6
KINESIOLOGICAL ELECTROMYOGRAPHER CERTIFICATION	0	0	13
PHYSICAL THERAPIST LICENSE	2,292	1,986	14,235
PHYSICAL THERAPIST ASSISTANT LICENSE	920	678	4,001
TOTAL	3,215	2,666	18,255

LICENSING POPULATION BY TYPE*	
TYPE	LICENSES/REGISTRATIONS/CERTIFICATIONS/PERMITS
ELECTRONEUROMYOGRAPHER	20
KINESIOLOGICAL ELECTROMYOGRAPHER	23
PHYSICAL THERAPIST	29,458
PHYSICAL THERAPIST ASSISTANT	8,469
TOTAL	37,970

RENEWAL AND CONTINUING EDUCATION (CE)		
TYPE	FREQUENCY OF RENEWAL	NUMBER OF CE HOURS REQUIRED EACH CYCLE
ELECTRONEUROMYOGRAPHER	EVERY 2 YEARS WITH PHYSICAL THERAPIST LICENSE	N/A
KINESIOLOGICAL ELECTROMYOGRAPHER	EVERY 2 YEARS WITH PHYSICAL THERAPIST LICENSE	N/A
PHYSICAL THERAPIST	EVERY 2 YEARS	30
PHYSICAL THERAPIST ASSISTANT	EVERY 2 YEARS	30

EXAMINATION RESULTS			
EXAMINATION TITLE	% PASS	% FAIL	TOTAL NUMBER OF CANDIDATES
California Law Examination	80	20	3,468
National Physical Therapist Examination	77	23	1,532
National Physical Therapist Assistant Examination	66	34	827

SUMMARY OF ENFORCEMENT ACTIVITY

COMPLAINTS—INTAKE	
337	RECEIVED
1	CLOSED WITHOUT REFERRAL FOR INVESTIGATION
337	REFERRED FOR INVESTIGATION
7	PENDING

CONVICTION/ARREST NOTIFICATION COMPLAINTS	
164	RECEIVED
1	CLOSED WITHOUT REFERRAL FOR INVESTIGATION
162	REFERRED FOR INVESTIGATION
1	PENDING

INSPECTIONS	
N/A	CONDUCTED
N/A	CITATIONS ISSUED

INVESTIGATIONS	
499	OPENED
437	CLOSED
350	PENDING

ENFORCEMENT AGING—COMPLETED INTAKE AND INVESTIGATIONS	
232	UP TO 90 DAYS
64	91 TO 180 DAYS

PHYSICAL THERAPY BOARD OF CALIFORNIA

ENFORCEMENT AGING—COMPLETED INTAKE AND INVESTIGATIONS

76	181 DAYS TO 1 YEAR
41	1 TO 2 YEARS
17	2 TO 3 YEARS
7	OVER 3 YEARS
4	AVERAGE NUMBER OF DAYS FROM RECEIPT OF COMPLAINT TO ASSIGNMENT OF INVESTIGATOR (START OF INVESTIGATION)
178	AVERAGE NUMBER OF DAYS FOR ALL INVESTIGATION OUTCOMES (FROM START OF INVESTIGATION TO REFERRAL FOR PROSECUTION OR CASE CLOSURE WITHOUT REFERRAL FOR PROSECUTION)
181	AVERAGE NUMBER OF DAYS FROM RECEIPT OF COMPLAINT TO REFERRAL FOR PROSECUTION OR CASE CLOSURE WITHOUT REFERRAL FOR PROSECUTION

CITATIONS AND FINES

1	ISSUED WITHOUT A FINE
35	ISSUED WITH A FINE
7	WITHDRAWN/DISMISSED/REDUCED
386	AVERAGE NUMBER OF DAYS TO ISSUE A CITATION AND FINE (FROM COMPLAINT RECEIPT/INSPECTION CONDUCTED TO CITATION ISSUED)

TOTAL AMOUNT OF FINES

\$21,425.00	ASSESSED
\$2,250.00	WITHDRAWN/DISMISSED/REDUCED
\$19,725.00	COLLECTED

CRIMINAL/CIVIL ACTIONS

0	REFERRALS FOR CRIMINAL/CIVIL ACTION
0	CRIMINAL ACTIONS FILED
0	CIVIL ACTIONS FILED

OFFICE OF THE ATTORNEY GENERAL/DISCIPLINARY ACTIONS

56	CASES OPENED/INITIATED
45	CASES CLOSED
44	CASES PENDING

FORMAL ACTIONS FILED/WITHDRAWN/DISMISSED

3	STATEMENT OF ISSUES FILED
22	ACCUSATIONS FILED
4	RESTRAINING/RESTRICTION/SUSPENSION ORDERS GRANTED
0	STATEMENT OF ISSUES WITHDRAWN/DISMISSED
1	ACCUSATIONS WITHDRAWN/DISMISSED
441	AVERAGE NUMBER OF DAYS FROM CLOSURE OF INVESTIGATION TO IMPOSING FORMAL DISCIPLINE

ADMINISTRATIVE OUTCOMES/FINAL ORDERS

2	LICENSE APPLICATIONS DENIED
3	REVOCATION
7	SURRENDER OF LICENSE
0	PROBATION WITH SUSPENSION
0	SUSPENSION ONLY
14	PROBATION ONLY
2	PUBLIC REPRIMAND/PUBLIC REPROVAL/PUBLIC LETTER OF REPRIMAND
0	OTHER DECISIONS
28	TOTAL

ENFORCEMENT AGING—COMPLETED ATTORNEY GENERAL CASES

2	UP TO 1 YEAR
23	1 TO 2 YEARS
4	2 TO 3 YEARS
16	OVER 3 YEARS
920	AVERAGE NUMBER OF DAYS TO IMPOSE DISCIPLINE

PROBATION

8	PROBATIONS COMPLETED
80	PROBATIONERS PENDING (CLOSE OF FISCAL YEAR)

SUBSEQUENT DISCIPLINE

0	PROBATIONS REVOKED
0	PROBATIONER'S LICENSE SURRENDERED
0	ADDITIONAL PROBATION ONLY
0	SUSPENSION ONLY ADDED
0	OTHER CONDITIONS ADDED ONLY
0	OTHER PROBATION OUTCOME

PETITION FOR MODIFICATION OR TERMINATION OF PROBATION

3	GRANTED
0	DENIED

PETITION FOR REINSTATEMENT OF REVOKED LICENSE/REGISTRATION/CERTIFICATION

0	GRANTED
1	DENIED

COST RECOVERY

\$446,544.87	ORDERED
\$298,041.23	COLLECTED



PHYSICIAN ASSISTANT BOARD

Licenses and regulates physician assistants.

www.pab.ca.gov

Staff: 11 civil servant positions, 1 exempt

**Licenses, Registrations, Certificates,
and Permits:** 16,840

Board Membership: 4 public representatives,
5 licensees, 1 ex officio physician

Board Leadership:

Rozana Khan

Executive Officer

rozana.khan@dca.ca.gov

Kristy Voong

Assistant Executive Officer

kristy.voong@dca.ca.gov

Laws and Regulations:

Business and Professions Code section 3500–3546

California Code of Regulations, title 16, section
1399.500–1399.623

Sunset Review:

Last review: 2020 | Next review: 2025

BOARD HIGHLIGHTS

RECIPROCITY

The Board does not have reciprocity.

ACCOMPLISHMENTS

Website Enhancements

In August 2022, the Board launched its redesigned website. With a focus on user experience and accessibility, the redesigned website offers an improved functionality that aims to better serve website visitors. One of the key enhancements is the introduction of a more user-friendly interface. The Board has carefully crafted the website's layout, navigation, and design elements to ensure that users can easily find information. The redesigned website reflects the Board's commitment to providing valuable resources and staying responsive to consumers' needs.

Technological Advancements

In collaboration with DCA's Office of Information Services, the Board modified BreEZe to allow licensees to print their pocket license from their online BreEZe account. This change offers convenience, cost efficiency, immediate access, and benefits to the environment as the Board seeks ways to reduce its environmental footprint.

Communications and Outreach

Board staff attended the annual conference hosted by California Academy of Physician Associates (CAPA) in Carlsbad during Physician Assistant Week in October 2022. The CAPA conference is for general medicine and specialty physician assistants and encompasses

PHYSICIAN ASSISTANT BOARD

clinical lectures and hands-on workshops for a total of 48 possible Category 1 continuing education credits. Board staff was available to answer questions from licensees and students and handed out updated laws and regulations booklets.

Staff also attended the Administrators in Medicine and Federation of State Medical Boards (FSMB) 111th Annual Meeting in May 2023 in Minneapolis. FSMB is a national, nonprofit organization that represents the 70 state medical and osteopathic boards of the United States and its territories. Their mission is to serve as the voice for state medical boards, supporting them through education, assessment, research, and advocacy, while providing services and initiatives that promote patient safety, quality health care, and regulatory best practices. FSMB is a recognized authority throughout the United States and internationally on issues related to medical licensure and discipline.

Communications and Outreach

In March 2023, the Board published its first licensing video to assist applicants with a step-by-step tutorial through the initial application process. The video provides clear guidance and support to assist applicants with the initial licensure process, improve their experience, and increase the overall efficiency of the application process.

NEW LEGISLATION

AB 1070 (Low, Chapter 827, Statutes of 2023) increases the number of physician assistants a physician can supervise when the physician assistant is performing an in-home health evaluation or annual wellness visit. Currently, physicians may only supervise four physician assistants at a time, regardless of the physician assistant's duties, and this bill will allow physicians to supervise up to eight physician assistants performing specified tasks.

SB 385 (Atkins, Chapter 178, Statutes of 2023) expands abortion training options for physician assistants, aligning them with abortion training options for other health care providers. It also prohibits the Board from imposing discipline on a licensee or denying an application for licensure from a physician assistant licensed in another state who was disciplined in that state solely for performing an abortion by aspiration.

LICENSE REQUIREMENTS*

LICENSE REQUIREMENTS	Y/N
CONTINUING EDUCATION/COMPETENCY	Y
DEGREE/PROFESSIONAL SCHOOLING	Y
EXAMINATION	Y
FINGERPRINT REQUIREMENT	Y
QUALIFYING EXPERIENCE (MAY INCLUDE EDUCATION)	N

* Refer to the laws and regulations for details.

FEES*

LICENSE TYPE	ACTUAL FEE	STATUTORY LIMIT
APPLICATION PROCESSING FEE	\$25.00	\$25.00
INITIAL LICENSE FEE	\$200.00	\$250.00
RENEWAL FEE	\$300.00	\$300.00
FINGERPRINT CARD PROCESSING FEE	\$49.00	N/A

* Additional fees may be required. Refer to the laws and regulations for details.

SUMMARY OF LICENSING ACTIVITY

INITIAL LICENSES/REGISTRATIONS/CERTIFICATES/PERMITS			
TYPE	APPLICATIONS RECEIVED	ISSUED	RENEWED
PHYSICIAN ASSISTANT LICENSE	1,858	1,656	7,605
TOTAL	1,858	1,656	7,605

LICENSING POPULATION BY TYPE	
TYPE	LICENSES/REGISTRATIONS/CERTIFICATES/PERMITS
PHYSICIAN ASSISTANT	16,840
TOTAL	16,840

RENEWAL AND CONTINUING EDUCATION (CE)		
TYPE	FREQUENCY OF RENEWAL	NUMBER OF CE HOURS REQUIRED EACH CYCLE
PHYSICIAN ASSISTANT	EVERY 2 YEARS	50 CATEGORY 1* CONTINUING MEDICAL EDUCATION (CME) OR CURRENT CERTIFICATION WITH THE NATIONAL COMMISSION ON CERTIFICATION OF PHYSICIAN ASSISTANTS (NCCPA)

* Category 1 CME consists of clinical and professional educational activities that serve to maintain, develop, or increase the knowledge, skills, and professional performance that a physician assistant uses to provide services for patients, the public, and the profession.

PHYSICIAN ASSISTANT BOARD

EXAMINATION RESULTS			
EXAMINATION TITLE	% PASS	% FAIL	TOTAL NUMBER OF CANDIDATES
PHYSICIAN ASSISTANT NATIONAL CERTIFYING EXAMINATION ADMINISTERED BY THE NATIONAL COMMISSION ON CERTIFICATION OF PHYSICIAN ASSISTANTS (NCCPA)	N/A	N/A	THE NCCPA TESTING DATA IS NOT SEPERATED BY STATE AS INDIVIDUALS ARE ALLOWED TO TAKE THE CERTIFICATION EXAMINATION IN STATES WHERE THEY DO NOT INTEND TO PRACTICE. THE NCCPA MAINTAINS TESTING DATA ON A NATIONAL BASIS ONLY.

SUMMARY OF ENFORCEMENT ACTIVITY

COMPLAINTS—INTAKE	
437	RECEIVED
0	CLOSED WITHOUT REFERRAL FOR INVESTIGATION
432	REFERRED FOR INVESTIGATION
7	PENDING

CONVICTION/ARREST NOTIFICATION COMPLAINTS	
33	RECEIVED
0	CLOSED WITHOUT REFERRAL FOR INVESTIGATION
33	REFERRED FOR INVESTIGATION
1	PENDING

INVESTIGATIONS	
465	OPENED
446	CLOSED
350	PENDING

ENFORCEMENT AGING—COMPLETED INTAKE AND INVESTIGATIONS	
251	UP TO 90 DAYS
36	91 TO 180 DAYS
42	181 DAYS TO 1 YEAR
79	1 TO 2 YEARS
34	2 TO 3 YEARS
4	OVER 3 YEARS
8	AVERAGE NUMBER OF DAYS FROM RECEIPT OF COMPLAINT TO ASSIGNMENT OF INVESTIGATOR (START OF INVESTIGATION)
221	AVERAGE NUMBER OF DAYS FOR ALL INVESTIGATION OUTCOMES (FROM START OF INVESTIGATION TO REFERRAL FOR PROSECUTION OR CASE CLOSURE WITHOUT REFERRAL FOR PROSECUTION)
227	AVERAGE NUMBER OF DAYS FROM RECEIPT OF COMPLAINT TO REFERRAL FOR PROSECUTION OR CASE CLOSURE WITHOUT REFERRAL FOR PROSECUTION

CITATIONS AND FINES	
0	ISSUED WITHOUT A FINE
2	ISSUED WITH A FINE
0	WITHDRAWN/DISMISSED/REDUCED
473	AVERAGE NUMBER OF DAYS TO ISSUE A CITATION AND FINE (FROM COMPLAINT RECEIPT/INSPECTION CONDUCTED TO CITATION ISSUED)

TOTAL AMOUNT OF FINES	
\$1,000.00	ASSESSED
\$0.00	WITHDRAWN/DISMISSED/REDUCED
\$7,000.00	COLLECTED

CRIMINAL/CIVIL ACTIONS	
0	REFERRALS FOR CRIMINAL/CIVIL ACTION
0	CRIMINAL ACTIONS FILED
0	CIVIL ACTIONS FILED

OFFICE OF THE ATTORNEY GENERAL/DISCIPLINARY ACTIONS	
38	CASES OPENED/INITIATED
30	CASES CLOSED
43	CASES PENDING

FORMAL ACTIONS FILED/WITHDRAWN/DISMISSED	
1	STATEMENT OF ISSUES FILED
19	ACCUSATIONS FILED
1	RESTRAINING/RESTRICTION/SUSPENSION ORDERS GRANTED
0	STATEMENT OF ISSUES WITHDRAWN/DISMISSED
0	ACCUSATIONS WITHDRAWN/DISMISSED
540	AVERAGE NUMBER OF DAYS FROM CLOSURE OF INVESTIGATION TO IMPOSING FORMAL DISCIPLINE

ADMINISTRATIVE OUTCOMES/FINAL ORDERS	
0	LICENSE APPLICATIONS DENIED
4	REVOCATION
6	SURRENDER OF LICENSE
0	PROBATION WITH SUSPENSION
0	SUSPENSION ONLY
10	PROBATION ONLY
0	PUBLIC REPRIMAND/PUBLIC REPROVAL/PUBLIC LETTER OF REPRIMAND
0	OTHER DECISIONS
20	TOTAL

PHYSICIAN ASSISTANT BOARD

ENFORCEMENT AGING—COMPLETED ATTORNEY GENERAL CASES

3	UP TO 1 YEAR
6	1 TO 2 YEARS
5	2 TO 3 YEARS
16	OVER 3 YEARS
1,115	AVERAGE NUMBER OF DAYS TO IMPOSE DISCIPLINE

PROBATION

8	PROBATIONS COMPLETED
44	PROBATIONERS PENDING (CLOSE OF FISCAL YEAR)

SUBSEQUENT DISCIPLINE

0	PROBATIONS REVOKED
2	PROBATIONER'S LICENSE SURRENDERED
0	ADDITIONAL PROBATION ONLY
0	SUSPENSION ONLY ADDED
0	OTHER CONDITIONS ADDED ONLY
0	OTHER PROBATION OUTCOME

PETITION FOR MODIFICATION OR TERMINATION OF PROBATION

3	GRANTED
1	DENIED

PETITION FOR REINSTATEMENT OF REVOKED LICENSE/REGISTRATION/ CERTIFICATION

0	GRANTED
0	DENIED

COST RECOVERY

\$341,440.82	ORDERED
\$28,900.00	COLLECTED



PODIATRIC MEDICAL BOARD OF CALIFORNIA

Licenses and regulates doctors of podiatric medicine.

www.pmbc.ca.gov

Staff: 4 civil servant positions, 1 exempt

Licenses, Registrations, Certificates, and Permits: 2,671

Board Membership: 3 public representatives, 4 licensees

Board Leadership:

Brian Naslund

Executive Officer

brian.naslund@dca.ca.gov

Laws and Regulations:

Business and Professions Code section 2460–2499.8

California Code of Regulations, title 16, section 1399.650–1399.732

Sunset Review:

Last review: 2020 | Next review: 2025

BOARD HIGHLIGHTS

RECIPROCITY

Per Business and Professions Code section 2488, an applicant may be eligible for licensure in California if they are licensed as a doctor of podiatric medicine in any other state and meet the following requirements:

- Pass Part III of the national examinations within the last 10 years.
- Satisfactorily complete at least one year of postgraduate training.
- Submit fingerprints and obtain criminal record clearance from the California Department of Justice and the FBI (applicants outside of California may opt to obtain clearances utilizing Live Scan).
- Provide verification of a license in good standing from all states or counties in which a medical license has been held.
- Request a disciplinary databank report from the Federation of Podiatric Medicine be sent directly to the Board.

ACCOMPLISHMENTS

Strategic Plan

The Board completed its Strategic Plan 2023–27 in March 2023. DCA's SOLID Training and Planning Solutions conducted an environmental scan of the Board's internal and external environments. Board members, the executive officer, staff, and external stakeholders were surveyed,

and the information received was reviewed and discussed, resulting in the current strategic plan. This strategic plan will allow the executive officer, Board members, and staff to work toward achieving the stated strategic objectives over the coming years.

The Board added to its list of values the recognition and creation of diversity, equity, and inclusion.

Consumer Protection

The Board has made many efforts throughout the years to recruit a robust panel of podiatric consultants and experts to review podiatric cases that come before the Board. Recently, the Board voted to allow the Board to provide expert and consultant training. Trainees will receive continuing medical education credits and will be able to apply to become contracted experts or consultants for the Board. This is expected to increase doctors of podiatric medicine participation and allow for more resources to be available to the Board for enforcement reviews. The Board stated as an objective that, in protecting the public and disciplining licensees, the Board will perform regular reviews and evaluations as to all related enforcement costs as well as citations and fines and cost recovery.

Technological Advancements

To improve efficiencies, the Board continues to automate application and renewal processes through DCA's BreZE system. As a result, hard-copy printing and mailing has been greatly reduced, and electronic processes have resulted in less paper and a savings of resources.

Communications and Outreach

Podiatric medicine is a changing and evolving profession, and many podiatric medical school graduates throughout the country apply to the Board. Staying apprised of new podiatric medical schools, as well as statistics in podiatric medicine, enhances the Board's knowledge of trends and important developments impacting podiatric medicine in California. The Board, executive officer, and staff have acted on information received through enhanced communications with national podiatric leaders. The shared knowledge has proven to be beneficial for understanding new trends and continuing to meet the Board's mission of regulating doctors of podiatric medicine and protecting California consumers. The Board also made enhancing website navigation and increasing recipients of the Board's direct outreach as objectives for the Board.

Updates to Licensing

In 2023, the Board sponsored Assembly Bill (AB) 826 (Chen, Chapter 122, Statutes of 2023), which allows doctors of podiatric medicine to renew their license in California by completing 50 hours of continuing education, remaining free from disciplinary actions, and maintaining current fee obligations. In the past, there were two types of licenses for doctors of podiatric medicine. Some, but not all, doctors of podiatric medicine had surgical training upon graduation from podiatric medical school. Over 25 years ago, this difference led the Board to impose additional renewal requirements on all doctors of podiatric medicine in California. The Board voted to remove the additional requirements for renewal, and these changes due to AB 826 align renewal requirements with the Medical Board of California and the Osteopathic Medical Board of California, as well as other podiatric medical boards across the United States.

NEW LEGISLATION

AB 826 (Chen, Chapter 122, Statutes of 2023) revises continuing education requirements for doctors of podiatric medicine to eliminate several provisions that the Board considers to be outdated and unnecessary. Specifically, this bill eliminates the continuing competency pathway requirement in current law that mandates that doctors of podiatric medicine complete one of eight enumerated obligations in addition to their regular continuing education coursework.

AB 834 (Irwin, Chapter 166, Statutes of 2023) authorizes doctors of podiatric medicine to own an equal or majority interest in a professional partnership with physicians. Physicians and doctors of podiatric medicine combined will still need to have majority control in partnerships that include other individuals. This bill prohibits partners who are not physicians from voting on matters related to the practice of medicine that are outside of their scope of practice.

PODIATRIC MEDICAL BOARD OF CALIFORNIA

LICENSE REQUIREMENTS

LICENSE REQUIREMENTS	Y/N
CONTINUING EDUCATION/COMPETENCY	Y
DEGREE/PROFESSIONAL SCHOOLING	Y
EXAMINATION	Y
FINGERPRINT REQUIREMENT	Y
QUALIFYING EXPERIENCE (MAY INCLUDE EDUCATION)	Y

FEES*

LICENSE TYPE	ACTUAL FEE	STATUTORY LIMIT
RESIDENT AND PERMANENT LICENSE/ APPLICATION	\$100.00	\$100.00
RESIDENT LICENSE	\$100.00	\$100.00
PERMANENT LICENSE/INITIAL LICENSE	\$800.00	\$800.00
PERMANENT LICENSE/INITIAL CERTIFICATION	\$100.00	\$100.00
PERMANENT LICENSE/LICENSE RENEWAL	\$1,318.00	\$1,318.00
PERMANENT LICENSE/CONTROLLED SUBSTANCE UTILIZATION REVIEW AND EVALUATION SYSTEM FEE	\$22.00	\$22.00
RESIDENT AND PERMANENT LICENSE/ DUPLICATE LICENSE	\$100.00	\$100.00
RESIDENT AND PERMANENT LICENSE/LETTER OF GOOD STANDING	\$100.00	\$100.00
PERMANENT LICENSE/CONTINUED MEDICAL EDUCATION COURSE APPROVAL	\$250.00	\$250.00
PERMANENT LICENSE/DELINQUENT AFTER 30 DAYS	\$150.00	\$150.00
PERMANENT LICENSE/DELINQUENT AFTER 90 DAYS STARTING 1/1/2021	\$659.00	50% OF RENEWAL FEE

* Additional fees may be required. Refer to the laws and regulations for details.

SUMMARY OF LICENSING ACTIVITY

INITIAL LICENSES/REGISTRATIONS/CERTIFICATES/PERMITS			
TYPE	APPLICATIONS RECEIVED	ISSUED	RENEWED
DOCTOR OF PODIATRIC MEDICINE LICENSE	108	94	1,054
FICTITIOUS NAME PERMIT	33	29	100
RESIDENT STATUS LICENSE	49	49	0
TOTAL	190	172	1,154

LICENSING POPULATION BY TYPE

TYPE	LICENSES/REGISTRATIONS/ CERTIFICATES/PERMITS
DOCTOR OF PODIATRIC MEDICINE	2,212
FICTITIOUS NAME PERMIT	284
RESIDENT STATUS	175
TOTAL	2,671

RENEWAL AND CONTINUING EDUCATION (CE)

TYPE	FREQUENCY OF RENEWAL	NUMBER OF CE HOURS REQUIRED EACH CYCLE
DOCTOR OF PODIATRIC MEDICINE	EVERY 2 YEARS	50
FICTITIOUS NAME PERMIT	EVERY 2 YEARS	N/A
RESIDENT STATUS	N/A*	N/A

* Yearly extension based on resident program approval.

EXAMINATION RESULTS

EXAMINATION TITLE	% PASS	% FAIL	TOTAL NUMBER OF CANDIDATES
National Board of Podiatric Medical Examiners American Podiatric Medical Licensing Examination Part III	97	3	587

SUMMARY OF ENFORCEMENT ACTIVITY

COMPLAINTS—INTAKE

128	RECEIVED
0	CLOSED WITHOUT REFERRAL FOR INVESTIGATION
125	REFERRED FOR INVESTIGATION
8	PENDING

CONVICTION/ARREST NOTIFICATION COMPLAINTS

5	RECEIVED
0	CLOSED WITHOUT REFERRAL FOR INVESTIGATION
5	REFERRED FOR INVESTIGATION
0	PENDING

INSPECTIONS

N/A	CONDUCTED
N/A	CITATIONS ISSUED

PODIATRIC MEDICAL BOARD OF CALIFORNIA

INVESTIGATIONS	
130	OPENED
107	CLOSED
79	PENDING

ENFORCEMENT AGING—COMPLETED INTAKE AND INVESTIGATIONS	
61	UP TO 90 DAYS
21	91 TO 180 DAYS
5	181 DAYS TO 1 YEAR
13	1 TO 2 YEARS
7	2 TO 3 YEARS
0	OVER 3 YEARS
7	AVERAGE NUMBER OF DAYS FROM RECEIPT OF COMPLAINT TO ASSIGNMENT OF INVESTIGATOR (START OF INVESTIGATION)
198	AVERAGE NUMBER OF DAYS FOR ALL INVESTIGATION OUTCOMES (FROM START OF INVESTIGATION TO REFERRAL FOR PROSECUTION OR CASE CLOSURE WITHOUT REFERRAL FOR PROSECUTION)
206	AVERAGE NUMBER OF DAYS FROM RECEIPT OF COMPLAINT TO REFERRAL FOR PROSECUTION OR CASE CLOSURE WITHOUT REFERRAL FOR PROSECUTION

CITATIONS AND FINES	
0	ISSUED WITHOUT A FINE
2	ISSUED WITH A FINE
2	WITHDRAWN/DISMISSED/REDUCED
7	AVERAGE NUMBER OF DAYS TO ISSUE A CITATION AND FINE (FROM COMPLAINT RECEIPT/INSPECTION CONDUCTED TO CITATION ISSUED)

TOTAL AMOUNT OF FINES	
\$5,000.00	ASSESSED
\$3,000.00	WITHDRAWN/DISMISSED/REDUCED
\$1,000.00	COLLECTED

CRIMINAL/CIVIL ACTIONS	
0	REFERRALS FOR CRIMINAL/CIVIL ACTION
0	CRIMINAL ACTIONS FILED
0	CIVIL ACTIONS FILED

OFFICE OF THE ATTORNEY GENERAL/DISCIPLINARY ACTIONS	
14	CASES OPENED/INITIATED
7	CASES CLOSED
21	CASES PENDING

FORMAL ACTIONS FILED/WITHDRAWN/DISMISSED	
0	STATEMENT OF ISSUES FILED
9	ACCUSATIONS FILED
1	RESTRAINING/RESTRICTION/SUSPENSION ORDERS GRANTED
0	STATEMENT OF ISSUES WITHDRAWN/DISMISSED
0	ACCUSATIONS WITHDRAWN/DISMISSED
582	AVERAGE NUMBER OF DAYS FROM CLOSURE OF INVESTIGATION TO IMPOSING FORMAL DISCIPLINE

ADMINISTRATIVE OUTCOMES/FINAL ORDERS	
0	LICENSE APPLICATIONS DENIED
1	REVOCATION
4	SURRENDER OF LICENSE
0	PROBATION WITH SUSPENSION
0	SUSPENSION ONLY
2	PROBATION ONLY
0	PUBLIC REPRIMAND/PUBLIC REPROVAL/PUBLIC LETTER OF REPRIMAND
0	OTHER DECISIONS
7	TOTAL

ENFORCEMENT AGING—COMPLETED ATTORNEY GENERAL CASES	
0	UP TO 1 YEAR
1	1 TO 2 YEARS
2	2 TO 3 YEARS
4	OVER 3 YEARS
1,238	AVERAGE NUMBER OF DAYS TO IMPOSE DISCIPLINE

PROBATION	
1	PROBATIONS COMPLETED
8	PROBATIONERS PENDING (CLOSE OF FISCAL YEAR)

SUBSEQUENT DISCIPLINE	
0	PROBATIONS REVOKED
1	PROBATIONER'S LICENSE SURRENDERED
0	ADDITIONAL PROBATION ONLY
0	SUSPENSION ONLY ADDED
0	OTHER CONDITIONS ADDED ONLY
0	OTHER PROBATION OUTCOME

PODIATRIC MEDICAL BOARD OF CALIFORNIA

PETITION FOR MODIFICATION OR TERMINATION OF PROBATION

0	GRANTED
0	DENIED

PETITION FOR REINSTATEMENT OF REVOKED LICENSE/REGISTRATION/ CERTIFICATION

0	GRANTED
0	DENIED

COST RECOVERY

\$23,445.00	ORDERED
\$185,045.13	COLLECTED



BUREAU FOR PRIVATE POST-SECONDARY EDUCATION

Oversees and regulates private postsecondary educational institutions located in California.

www.bppe.ca.gov

Staff: 110 civil servant positions, 1 exempt

Licenses, Registrations, Certificates, and Permits: 1,025

Advisory Committee Membership: 2 public representatives, 3 institutional representatives, 3 consumer advocates, 2 current or past students, 2 nonvoting, ex officio members

Bureau Leadership:

Deborah Cochrane	Vacant
Chief	Deputy Chief
deborah.cochrane@dca.ca.gov	

Laws and Regulations:

California Education Code section 94800–94950

California Code of Regulations, title 5, section 70000–76240

Sunset Review:

Last review: 2022 | Next review: 2026

BUREAU HIGHLIGHTS

RECIPROCITY

The Board does not have reciprocity.

ACCOMPLISHMENTS

Consumer Protection

As part of its strategic plan, the Bureau has been focused on expanding coordination and deepening relationships with other regulatory agencies to better protect consumers from abusive practices at for-profit colleges.

In May 2023, the Bureau—in collaboration with DCA's Board of Barbering and Cosmetology—revoked the approval to operate for Milpitas Massage College, a private postsecondary massage and cosmetology school in Milpitas. The revocation stemmed from a joint investigation that revealed many law violations. Violations included falsifying records to award clock hours to students for training they did not receive; failing to provide instruction, adequate facilities, and equipment; and enrolling students into unauthorized programs.

Technological Advancements

In April 2023, as part of a larger Business Modernization Project, the Bureau unveiled an online application for its Student Tuition Recovery Fund, a program through which students can apply for financial relief if they face economic losses due to the closure of or abusive practices by Bureau-approved private postsecondary institutions.

Through the online platform, applicants can file applications more easily and keep required information up to date. The online platform will also support Bureau

BUREAU FOR PRIVATE POSTSECONDARY EDUCATION

staff's ability to process the applications in a timely and efficient manner, enabling eligible students to receive financial relief more quickly.

Updates to Regulations

The Bureau successfully completed many regulations in FY 2022–23, including those stemming from two sunset bills—Senate Bill (SB) 802 (Roth, Chapter 552, Statutes of 2021) and SB 1433 (Roth, Chapter 544, Statutes of 2022). In addition to regulations implementing Assembly Bill 1340 (Chiu, Chapter 519, Statutes of 2019), the following regulations became effective this year:

- **New Substantive Change Categories:** SB 802 added four new categories of changes for which institutions must seek pre-approval from the Bureau, requiring new or modified applications.
- **Educational Program Definition:** SB 802 revised the definition of educational program to exclude programs of up to 32 hours in length that did not lead to employment, with regulations needed to further define what is meant by “lead to employment.”
- **Registration and Re-registration of Out-of-State Institutions:** New regulations serve to expand the application form to allow the Bureau to assess the risk institutions pose to California consumers and to outline a process for approving, denying, or placing conditions on a registered institution.
- **Repeal of Ability-to-Benefit Language:** The Bureau updated regulations to remove references to requirements for Ability-to-Benefit tests as part of admissions criteria, conforming regulations with recent statutory changes.

NEW LEGISLATION

There was no enacted legislation solely related to the Bureau.

LICENSE REQUIREMENTS*

LICENSE REQUIREMENTS	Y/N
CONTINUING EDUCATION/COMPETENCY	N
DEGREE/PROFESSIONAL SCHOOLING	N
EXAMINATION	N
FINGERPRINT REQUIREMENT	N
QUALIFYING EXPERIENCE (MAY INCLUDE EDUCATION)	N

* Applicable to specific license types. Refer to the laws and regulations for details.

FEES*

LICENSE TYPE	ACTUAL FEE	STATUTORY LIMIT
APPROVAL TO OPERATE AN INSTITUTION NONACCREDITED	\$5,000.00	\$5,000.00
APPROVAL TO OPERATE AN ACCREDITED INSTITUTION	\$750.00	\$750.00
ADDITION OF A SEPARATE BRANCH	\$3,000.00	\$3,000.00
CHANGE OF BUSINESS ORGANIZATION/CONTROL/OWNERSHIP	\$500.00	\$500.00
CHANGE OF EDUCATIONAL OBJECTIVES	\$500.00	\$500.00
CHANGE OF LOCATION	\$500.00	\$500.00
CHANGE OF METHOD OF DELIVERY	\$500.00	\$500.00
CHANGE OF NAME	\$500.00	\$500.00
REGISTRATION OF OUT-OF-STATE INSTITUTION	\$1,500.00	\$1,500.00
RENEWAL FOR APPROVAL TO OPERATE AN INSTITUTION NONACCREDITED	\$3,500.00	\$3,500.00
RENEWAL FOR APPROVAL TO OPERATE AN INSTITUTION NONACCREDITED BRANCH	\$3,000.00	\$3,000.00
RENEWAL FOR APPROVAL TO OPERATE AN ACCREDITED INSTITUTION	\$500.00	\$500.00
SUBSTANTIVE CHANGE TO ACCREDITED INSTITUTION	\$250.00	\$250.00
VERIFICATION OF EXEMPTION	\$250.00	\$250.00

* Additional fees may be required. Refer to the laws and regulations for details.

SUMMARY OF LICENSING ACTIVITY

INITIAL LICENSES/REGISTRATIONS/CERTIFICATES/PERMITS*			
TYPE	APPLICATIONS RECEIVED	ISSUED	RENEWED
INSTITUTIONS APPROVED TO OPERATE BY MEANS OF ACCREDITATION	47	23	80
INSTITUTIONS APPROVED TO OPERATE BY MEANS OF FULL APPROVAL (NONACCREDITED)	32	39	58
OUT-OF-STATE REGISTRATION	51	37	N/A**
TOTAL	130	99	138

* The Bureau issues licenses and registrations to private postsecondary educational institutions. The educational institution can be licensed by means of accreditation, non-accreditation, or out-of-state registration.

** This license type cannot be renewed. A new application must be filed.

BUREAU FOR PRIVATE POSTSECONDARY EDUCATION

LICENSING POPULATION BY TYPE

TYPE	LICENSES/REGISTRATIONS/ CERTIFICATIONS/PERMITS
INSTITUTIONS APPROVED TO OPERATE BY MEANS OF ACCREDITATION	420
INSTITUTIONS APPROVED TO OPERATE BY MEANS OF FULL APPROVAL (NONACCREDITED)	513
OUT-OF-STATE	92
TOTAL	1,025

RENEWAL AND CONTINUING EDUCATION (CE)

TYPE	FREQUENCY OF RENEWAL	NUMBER OF CE HOURS REQUIRED EACH CYCLE
INSTITUTIONS APPROVED TO OPERATE BY MEANS OF ACCREDITATION	COTERMINOUS WITH ACCREDITATION	N/A
INSTITUTIONS APPROVED TO OPERATE BY MEANS OF FULL APPROVAL (NONACCREDITED)	EVERY 5 YEARS	N/A
OUT-OF-STATE	EVERY 5 YEARS	30 HOURS

VERIFICATION OF EXEMPTION

298	APPLICATIONS RECEIVED
187	ISSUED
N/A	RENEWED

SUMMARY OF ENFORCEMENT ACTIVITY

COMPLAINTS—INTAKE

1,118	RECEIVED
293	CLOSED WITHOUT REFERRAL FOR INVESTIGATION
811	REFERRED FOR INVESTIGATION
50	PENDING

CONVICTION/ARREST NOTIFICATION COMPLAINTS

N/A	RECEIVED
N/A	CLOSED WITHOUT REFERRAL FOR INVESTIGATION
N/A	REFERRED FOR INVESTIGATION
N/A	PENDING

INSPECTIONS

298	CONDUCTED
26	CITATIONS ISSUED

INVESTIGATIONS

811	OPENED
465	CLOSED
775	PENDING

ENFORCEMENT AGING—COMPLETED INTAKE AND INVESTIGATIONS

74	UP TO 90 DAYS
144	91 TO 180 DAYS
141	181 DAYS TO 1 YEAR
101	1 TO 2 YEARS
2	2 TO 3 YEARS
3	OVER 3 YEARS
13	AVERAGE NUMBER OF DAYS FROM RECEIPT OF COMPLAINT TO ASSIGNMENT OF INVESTIGATOR (START OF INVESTIGATION)
240	AVERAGE NUMBER OF DAYS FOR ALL INVESTIGATION OUTCOMES (FROM START OF INVESTIGATION TO REFERRAL FOR PROSECUTION OR CASE CLOSURE WITHOUT REFERRAL FOR PROSECUTION)
245	AVERAGE NUMBER OF DAYS FROM RECEIPT OF COMPLAINT TO REFERRAL FOR PROSECUTION OR CASE CLOSURE WITHOUT REFERRAL FOR PROSECUTION

CITATIONS AND FINES

6	ISSUED WITHOUT A FINE
152	ISSUED WITH A FINE
25	WITHDRAWN/DISMISSED/REDUCED
63	AVERAGE NUMBER OF DAYS TO ISSUE A CITATION AND FINE (FROM COMPLAINT RECEIPT/INSPECTION CONDUCTED TO CITATION ISSUED)

TOTAL AMOUNT OF FINES

\$1,279,781.00	ASSESSED
\$254,906.00	WITHDRAWN/DISMISSED/REDUCED
\$244,461.00	COLLECTED

CRIMINAL/CIVIL ACTIONS

2	REFERRALS FOR CRIMINAL/CIVIL ACTION
2	CRIMINAL ACTIONS FILED
0	CIVIL ACTIONS FILED

OFFICE OF THE ATTORNEY GENERAL/DISCIPLINARY ACTIONS

12	CASES OPENED/INITIATED
15	CASES CLOSED
14	CASES PENDING

BUREAU FOR PRIVATE POSTSECONDARY EDUCATION

FORMAL ACTIONS FILED/WITHDRAWN/DISMISSED	
3	STATEMENT OF ISSUES FILED
1	ACCUSATIONS FILED
0	RESTRAINING/RESTRICTION/SUSPENSION ORDERS GRANTED
0	STATEMENT OF ISSUES WITHDRAWN/DISMISSED
0	ACCUSATIONS WITHDRAWN/DISMISSED
434	AVERAGE NUMBER OF DAYS FROM CLOSURE OF INVESTIGATION TO IMPOSING FORMAL DISCIPLINE

ADMINISTRATIVE OUTCOMES/FINAL ORDERS	
2	LICENSE APPLICATIONS DENIED
9	REVOCATION
1	SURRENDER OF LICENSE
0	PROBATION WITH SUSPENSION
0	SUSPENSION ONLY
1	PROBATION ONLY
1	PUBLIC REPRIMAND/PUBLIC REPROVAL/PUBLIC LETTER OF REPRIMAND
1	OTHER DECISIONS
15	TOTAL

ENFORCEMENT AGING—COMPLETED ATTORNEY GENERAL CASES	
5	UP TO 1 YEAR
7	1 TO 2 YEARS
3	2 TO 3 YEARS
0	OVER 3 YEARS
496	AVERAGE NUMBER OF DAYS TO IMPOSE DISCIPLINE

PROBATION	
3	PROBATIONS COMPLETED
6	PROBATIONERS PENDING (CLOSE OF FISCAL YEAR)

SUBSEQUENT DISCIPLINE	
1	PROBATIONS REVOKED
0	PROBATIONER'S LICENSE SURRENDERED
0	ADDITIONAL PROBATION ONLY
0	SUSPENSION ONLY ADDED
0	OTHER CONDITIONS ADDED ONLY
0	OTHER PROBATION OUTCOME

PETITION FOR MODIFICATION OR TERMINATION OF PROBATION	
1	GRANTED
0	DENIED

PETITION FOR REINSTATEMENT OF REVOKED LICENSE/REGISTRATION/CERTIFICATION	
0	GRANTED
0	DENIED

COST RECOVERY	
\$203,421.61	ORDERED
\$10,523.28	COLLECTED

RESTITUTION TO CONSUMERS/REFUNDS/SAVINGS	
\$0.00	RESTITUTION ORDERED
\$282,674.95	AMOUNT REFUNDED
\$0.00	REWORK AT NO CHARGE
\$0.00	ADJUSTMENTS/RETURNS/EXCHANGES
\$282,674.95	TOTAL SAVINGS ACHIEVED FOR CONSUMERS



OFFICE OF STUDENT ASSISTANCE AND RELIEF

(An office within the Bureau for Private Postsecondary Education)

Provides students with information on their rights when attending a private college, filing a school complaint, resources available including potential reimbursement from the Student Tuition Recovery Fund (STRF), and how to access state and federal relief programs.

www.osar.bppe.ca.gov

Office Leadership:

Scott Valverde

Chief, Office of Student Assistance and Relief

scott.valverde@dca.ca.gov

OFFICE HIGHLIGHTS

ACCOMPLISHMENTS

Communications and Outreach

The Office of Student Assistance and Relief (OSAR) served an estimated 9,376 California students. OSAR coordinated 19 email outreach campaigns and led 6 workshops for students who attended schools that were approved by the Bureau but subsequently closed or discontinued educational programs. Through these workshops and other outreach efforts, OSAR connected with students to inform them of their rights and OSAR's services. OSAR served 239 students by assisting them in obtaining their school transcripts. This year, students filed approximately 199 new Student Tuition Recovery Fund (STRF) claims with BPPE. OSAR continued to work closely with BPPE's STRF Unit to help ensure students' claims were filed completely, timely, and accurately.

To assist prospective students with making informed choices related to postsecondary education opportunities, OSAR provided outreach at 21 events throughout the state, either in person or virtually on the following topics: an overview of OSAR's free services, making an informed decision in selecting a college, how to pay for college, how to strategically research educational programs, and how to best utilize military education benefits. OSAR also participated in seven California Department of Veterans Affairs civilian transition outreach events for servicemembers on military installations throughout the state.

OSAR continued to work with the Department of Financial Protection and Innovation's (DFPI) ombudsperson to collaborate on shared outreach strategies. This effort

OFFICE OF STUDENT ASSISTANCE AND RELIEF

resulted in OSAR participating in eight DFPI events, including outreach planning and partner workgroup meetings, as well as public webinars on topics such as the Public Service Loan Forgiveness Program and resources for student-loan borrowers.

Important Meetings

OSAR continues to play a leading role in the postsecondary landscape in California, in part by convening and leading two OSAR outreach partners' roundtables in fiscal year 2022–23 with the U.S. Department of Education, California Department of Veterans Affairs, DFPI, California Community Colleges Chancellor's Office, and the California Student Aid Commission. This group's goal is to work collectively to ensure the respective agencies are providing the best possible outreach services and meaningful information to prospective, current, and past students of postsecondary institutions throughout California.

NUMBER OF EVENTS AND STUDENTS SERVED

	TOTAL
CLOSED SCHOOL EVENTS*	
NUMBER OF EVENTS	6
STUDENTS REACHED	408
INFORMED CHOICE EVENTS**	
NUMBER OF EVENTS	21
STUDENTS REACHED	5,311
CLOSED SCHOOL OUTREACH CAMPAIGNS***	
NUMBER OF EVENTS	19
STUDENTS REACHED	1,381
INDIVIDUALIZED SERVICES****	2,037
TRANSCRIPTS PROVIDED	239
TOTAL STUDENTS REACHED	9,376

* Closed school events include in-person and virtual student workshops.

** Informed choice events include college fairs and event presentations to assist prospective students with researching colleges and/or educational programs.

*** Closed school outreach campaigns consist of outreach emails sent to students impacted by a school closure or program discontinuation.

**** Individualized services include (but are not limited to) assisting students with accessing state and federal loan relief programs, researching colleges, and complaint filing.

SUMMARY OF STUDENT TUITION RECOVERY FUND CLAIMS

	TOTAL
NUMBER OF CLAIMS RECEIVED	199
PENDING CLAIMS	
PENDING CLAIMS	1,004
PENDING CLAIMS AMOUNT	\$19,024,214.52
APPROVED CLAIMS	
CLAIMS APPROVED	271
CLAIMS APPROVED AMOUNT	\$4,023,702.30
STUDENT LOANS CANCELLED	\$663,113.73
STUDENT LOANS PAID OFF	\$62,684.11
CASH REIMBURSEMENTS TO STUDENTS	\$3,623,699.08
DENIED CLAIMS	
CLAIMS DENIED	87
CLAIMS DENIED AMOUNT	\$1,651,900.94
APPEALED CLAIMS	
CLAIMS ON APPEAL	2
CLAIMS ON APPEAL AMOUNT	\$34,894.00



BOARD FOR PROFESSIONAL ENGINEERS, LAND SURVEYORS, AND GEOLOGISTS

Licenses and regulates engineers, land surveyors, geologists, and geophysicists.

www.bpelsg.ca.gov

Staff: 43 civil servant positions, 1 exempt

Licenses, Registrations, Certificates, and Permits: 185,656

Board Membership: 8 public representatives, 7 licensees

Board Leadership:

Richard B. Moore
Executive Officer
ric.moore@dca.ca.gov

Nancy A. Eissler
Assistant Executive Officer
nancy.eissler@dca.ca.gov

Laws and Regulations:

Business and Professions Code section 6700, et seq.

Business and Professions Code section 7800, et seq.

Business and Professions Code section 8700, et seq.

California Code of Regulations, title 16, section 400, et seq., and 3000, et seq., respectively

Sunset Review:

Last review: 2019 | Next review: 2024

BOARD HIGHLIGHTS

RECIPROCITY

Pursuant to Business and Professions Code sections 6759 and 8748, an engineer or land surveyor licensed in another state or country may apply for licensure in California by comity. Comity applicants must submit a complete application including work descriptions, references that can verify the work experience, college transcripts (optional), and verification of successful examination in another state.

California accepts results of the National Council of Examiners for Engineering and Surveying (NCEES) exams for the practice act branches of civil, electrical, and mechanical engineering, the title act engineering branches, except for traffic, for which there is no national NCEES examination, and the NCEES Principles of Surveying examination for land surveying. Civil engineering applicants must also pass the California Seismic Principles and Engineering Surveying exams, which are both mandated by statute. Land surveying applicants must pass the California Professional Land Surveying examination, as required by statute. In addition, all comity applicants must take and pass the California Laws and Board Rules examination. If the home state has waived the Fundamentals of Engineering or Fundamentals of Surveying examination, the application is evaluated to see if the home state's waiver matches California's waiver requirements; if not, the applicant must pass the respective fundamentals examination or have 14–17 years of experience in addition to a degree in engineering or surveying, respectively.

Pursuant to Business and Professions Code section 7847, the Board may accept out-of-state or foreign registration

BOARD FOR PROFESSIONAL ENGINEERS, LAND SURVEYORS, AND GEOLOGISTS

as qualification to license an applicant as a geologist or geophysicist so long as the applicant's qualifications meet the requirements to become a professional geologist or geophysicist in California, including meeting the qualifying requirements for education, experience, and examinations.

ACCOMPLISHMENTS

Updates to Licensing

Effective January 1, 2023, new laws were enacted that require applicants and licensees to provide the Board with a valid email address (if they have one) and to notify the Board within 30 days of any change in their email address. Sections 6767, 7856, and 8753 have been added to the Professional Engineers Act, the Geologist and Geophysicist Act, and the Professional Land Surveyors' Act, respectively. Emails provided by applicants and licensees are not public records and are solely for Board communications.

Technological Advancements

In spring 2023, the Board released a new update to the Connect system, which allows individuals seeking a geologist-in-training certificate or a professional geologist license to complete and submit applications through this online portal. In addition, existing applicants are also able to apply to the Board to schedule the Professional Geologist California Specific Exam, apply for reexamination, receive exam scheduling notifications, and receive examination results through their user dashboard in Connect.

The National Association of State Boards of Geology began administering examinations in a computer-based testing (CBT) format. The first CBT delivery of the national Fundamentals of Geology and Principles of Geology examinations in March 2023 were successful for California-based candidates.

NEW LEGISLATION

There was no enacted legislation solely related to the Board.

LICENSE REQUIREMENTS

LICENSE REQUIREMENTS	Y/N
CONTINUING EDUCATION/COMPETENCY	N
DEGREE/PROFESSIONAL SCHOOLING	ENGINEER/LAND SURVEYOR: NO; GEOLOGIST/GEOPHYSICIST: YES
EXAMINATION	Y
FINGERPRINT REQUIREMENT	Y
QUALIFYING EXPERIENCE (MAY INCLUDE EDUCATION)	Y

FEES*

LICENSE TYPE	ACTUAL FEE	STATUTORY LIMIT
PROFESSIONAL ENGINEER (ALL DISCIPLINES) APPLICATION FEE	\$175.00	\$400.00
PROFESSIONAL LAND SURVEYOR APPLICATION FEE	\$175.00	\$400.00
ENGINEER-IN-TRAINING APPLICATION FEE	\$75.00	\$100.00
LAND SURVEYOR-IN-TRAINING APPLICATION FEE	\$75.00	\$100.00
GEOLOGIST-IN-TRAINING APPLICATION FEE	\$75.00	\$100.00
PROFESSIONAL GEOLOGIST APPLICATION FEE	\$175.00	\$250.00
PROFESSIONAL GEOPHYSICIST APPLICATION FEE	\$175.00	\$250.00
CERTIFIED ENGINEERING GEOLOGIST APPLICATION FEE	\$175.00	\$250.00
CERTIFIED HYDROGEOLOGIST APPLICATION FEE	\$175.00	\$250.00
SEISMIC PRINCIPLES EXAMINATION FEE	\$175.00	**
ENGINEERING SURVEYING EXAMINATION FEE	\$175.00	**
PROFESSIONAL LAND SURVEYOR EXAMINATION FEE	\$175.00	**
TRAFFIC EXAMINATION FEE	\$175.00	**
GEOTECHNICAL EXAMINATION FEE	\$175.00	**
NATIONAL ASSOCIATION OF STATE BOARDS OF GEOLOGY FUNDAMENTALS OF GEOLOGY	\$175.00	**
NATIONAL ASSOCIATION OF STATE BOARDS OF GEOLOGY PRACTICE OF GEOLOGY EXAMINATION FEE	\$175.00	**
GEOLOGY CALIFORNIA SPECIFIC EXAMINATION FEE	\$175.00	**
PROFESSIONAL GEOPHYSICIST EXAMINATION FEE	\$175.00	**
CERTIFIED ENGINEERING GEOLOGIST EXAMINATION FEE	\$175.00	**
CERTIFIED HYDROGEOLOGIST EXAMINATION FEE	\$175.00	**
PROFESSIONAL ENGINEER (ALL DISCIPLINES) RENEWAL FEE	\$180.00	\$400.00
PROFESSIONAL LAND SURVEYOR RENEWAL FEE	\$180.00	\$400.00
PROFESSIONAL GEOLOGIST RENEWAL FEE	\$180.00	\$400.00

BOARD FOR PROFESSIONAL ENGINEERS, LAND SURVEYORS, AND GEOLOGISTS

LICENSE TYPE	ACTUAL FEE	STATUTORY LIMIT
PROFESSIONAL GEOPHYSICIST RENEWAL FEE	\$180.00	\$400.00
CERTIFIED ENGINEERING GEOLOGIST RENEWAL FEE	\$180.00	\$400.00
CERTIFIED HYDROGEOLOGIST RENEWAL FEE	\$180.00	\$400.00
RETIRED LICENSE—ALL LICENSES	\$75.00	***

* Additional fees may be required. Refer to the laws and regulations for details. Applicants are required to pay additional fees directly to Prometric and/or the National Council of Examiners for Engineering and Surveying for engineering and land surveying exams.

** No greater than actual cost of development and administration or cost to administer examination.

*** Not more than 50% of application fee in effect at time of license retirement.

SUMMARY OF LICENSING ACTIVITY

INITIAL LICENSES/REGISTRATIONS/CERTIFICATES/PERMITS			
TYPE	APPLICATIONS RECEIVED	ISSUED	RENEWED
AGRICULTURAL ENGINEER LICENSE	5	2	41
CERTIFIED ENGINEERING GEOLOGIST LICENSE	20	12	639
CERTIFIED HYDROGEOLOGIST LICENSE	10	11	463
CHEMICAL ENGINEER LICENSE	60	51	892
CIVIL ENGINEER LICENSE	1,829	1,193	26,979
CONSULTING ENGINEER LICENSE*	N/A	N/A	N/A
CONTROL SYSTEMS ENGINEER LICENSE	33	30	360
CORROSION ENGINEER LICENSE*	N/A	N/A	46
ELECTRICAL ENGINEER LICENSE	485	488	5,694
ENGINEER-IN-TRAINING LICENSE	2,396	2,401	N/A
FIRE PROTECTION ENGINEER LICENSE	67	65	511
GEOLOGIST LICENSE	142	119	2,452
GEOLOGIST-IN-TRAINING LICENSE	234	127	N/A
GEOPHYSICIST LICENSE	2	3	68
GEOTECHNICAL ENGINEER LICENSE	39	21	603
INDUSTRIAL ENGINEER LICENSE	10	9	106
LAND SURVEYOR LICENSE	120	109	1,885
LAND SURVEYOR-IN-TRAINING LICENSE	135	136	N/A
MANUFACTURING ENGINEER LICENSE*	N/A	N/A	81
MECHANICAL ENGINEER LICENSE	563	547	7,839

INITIAL LICENSES/REGISTRATIONS/CERTIFICATES/PERMITS			
TYPE	APPLICATIONS RECEIVED	ISSUED	RENEWED
METALLURGICAL ENGINEER LICENSE	16	13	93
NUCLEAR ENGINEER LICENSE	3	3	71
PETROLEUM ENGINEER LICENSE	11	8	138
PHOTOGRAMMETRIC SURVEYOR LICENSE*	N/A	N/A	N/A
QUALITY ENGINEER LICENSE*	N/A	N/A	74
SAFETY ENGINEER LICENSE*	N/A	N/A	68
STRUCTURAL ENGINEER LICENSE	155	151	2,025
TRAFFIC ENGINEER LICENSE	62	33	799
TOTAL	6,397	5,532	51,927

*The Board no longer accepts applications or issues licenses in the disciplines/branches of consulting engineer, corrosion engineer, manufacturing engineer, photogrammetric surveyor, quality engineer, and safety engineer. Individuals who were issued those licenses in the past may continue to renew them. See Business and Professions Code sections 6732.1, 6732.2, 6732.3, 6732.4, and 6732.5.

LICENSING POPULATION BY TYPE	
TYPE	LICENSES/REGISTRATIONS/CERTIFICATES/PERMITS
AGRICULTURAL ENGINEER	99
CERTIFIED ENGINEERING GEOLOGIST	1,362
CERTIFIED HYDROGEOLOGIST	876
CHEMICAL ENGINEER	1,820
CIVIL ENGINEER	57,447
CONSULTING ENGINEER	0
CONTROL SYSTEMS ENGINEER	715
CORROSION ENGINEER	111
ELECTRICAL ENGINEER	10,921
ENGINEER-IN-TRAINING	73,914
FIRE PROTECTION ENGINEER	985
GEOLOGIST	4,984
GEOLOGIST-IN-TRAINING	800
GEOPHYSICIST	144
GEOTECHNICAL ENGINEER	1,324
INDUSTRIAL ENGINEER	213
LAND SURVEYOR	3,892
LAND SURVEYOR-IN-TRAINING	3,495
MANUFACTURING ENGINEER	148
MECHANICAL ENGINEER	15,452

BOARD FOR PROFESSIONAL ENGINEERS, LAND SURVEYORS, AND GEOLOGISTS

LICENSING POPULATION BY TYPE	
TYPE	LICENSES/REGISTRATIONS/ CERTIFICATES/PERMITS
METALLURGICAL ENGINEER	190
NUCLEAR ENGINEER	195
PETROLEUM ENGINEER	284
PHOTOGRAMMETRIC SURVEYOR	0
QUALITY ENGINEER	142
SAFETY ENGINEER	160
STRUCTURAL ENGINEER	4,504
TRAFFIC ENGINEER	1,479
TOTAL	185,656

RENEWAL AND CONTINUING EDUCATION (CE)	
TYPE	FREQUENCY OF RENEWAL
AGRICULTURAL ENGINEER*	EVERY 2 YEARS
CERTIFIED ENGINEERING GEOLOGIST*	EVERY 2 YEARS
CERTIFIED HYDROGEOLOGIST*	EVERY 2 YEARS
CHEMICAL ENGINEER*	EVERY 2 YEARS
CIVIL ENGINEER*	EVERY 2 YEARS
CONSULTING ENGINEER*	EVERY 2 YEARS
CONTROL SYSTEMS ENGINEER*	EVERY 2 YEARS
CORROSION ENGINEER*	EVERY 2 YEARS
ELECTRICAL ENGINEER*	EVERY 2 YEARS
ENGINEER-IN-TRAINING*	VALID UNTIL ENGINEER LICENSE ISSUED
FIRE PROTECTION ENGINEER*	EVERY 2 YEARS
GEOLOGIST*	EVERY 2 YEARS
GEOLOGIST-IN-TRAINING*	VALID UNTIL GEOLOGIST LICENSE ISSUED
GEOPHYSICIST*	EVERY 2 YEARS
GEOTECHNICAL ENGINEER*	EVERY 2 YEARS
INDUSTRIAL ENGINEER*	EVERY 2 YEARS
LAND SURVEYOR*	EVERY 2 YEARS
LAND SURVEYOR-IN-TRAINING*	VALID UNTIL LAND SURVEYOR LICENSE ISSUED
MANUFACTURING ENGINEER*	EVERY 2 YEARS
MECHANICAL ENGINEER*	EVERY 2 YEARS
METALLURGICAL ENGINEER*	EVERY 2 YEARS
NUCLEAR ENGINEER*	EVERY 2 YEARS

RENEWAL AND CONTINUING EDUCATION (CE)	
TYPE	FREQUENCY OF RENEWAL
PETROLEUM ENGINEER*	EVERY 2 YEARS
PHOTOGRAMMETRIC SURVEYOR*	EVERY 2 YEARS
QUALITY ENGINEER*	EVERY 2 YEARS
SAFETY ENGINEER*	EVERY 2 YEARS
STRUCTURAL ENGINEER*	EVERY 2 YEARS
TRAFFIC ENGINEER*	EVERY 2 YEARS

* There are no continuing education requirements for this license type.

EXAMINATION RESULTS			
EXAMINATION TITLE	% PASS	% FAIL	TOTAL NUMBER OF CANDIDATES
CALIFORNIA CIVIL ENGINEERING SEISMIC PRINCIPLES EXAMINATION	52	48	2,439
CALIFORNIA CIVIL ENGINEERING SURVEYING EXAMINATION	53	47	2,330
CALIFORNIA GEOLOGIST EXAMINATION	39	61	274
CALIFORNIA LAND SURVEYING EXAMINATION	37	63	292
CERTIFIED ENGINEERING GEOLOGIST EXAMINATION (CALIFORNIA)	42	58	31
CERTIFIED HYDROGEOLOGIST EXAMINATION (CALIFORNIA)	42	58	24
FUNDAMENTALS OF ENGINEERING EXAMINATION (NATIONAL)	48	52	5,317
FUNDAMENTALS OF GEOLOGY EXAMINATION (NATIONAL)	56	44	258
FUNDAMENTALS OF SURVEYING EXAMINATION (NATIONAL)	37	63	375
GEOTECHNICAL ENGINEER EXAMINATION (CALIFORNIA)	27	73	81
PRACTICE OF GEOLOGY EXAMINATION (NATIONAL)	76	24	156
PRINCIPLES AND PRACTICE OF ENGINEERING—AGRICULTURAL AND BIOLOGICAL EXAMINATION (NATIONAL)	100	0	1
PRINCIPLES AND PRACTICE OF ENGINEERING—CHEMICAL EXAMINATION (NATIONAL)	51	49	75
PRINCIPLES AND PRACTICE OF ENGINEERING—CIVIL EXAMINATION (NATIONAL)	49	51	2,428
PRINCIPLES AND PRACTICE OF ENGINEERING—CONTROL SYSTEMS EXAMINATION (NATIONAL)	49	51	45
PRINCIPLES AND PRACTICE OF ENGINEERING—ELECTRICAL EXAMINATION (NATIONAL)	41	59	489

BOARD FOR PROFESSIONAL ENGINEERS, LAND SURVEYORS, AND GEOLOGISTS

EXAMINATION RESULTS			
EXAMINATION TITLE	% PASS	% FAIL	TOTAL NUMBER OF CANDIDATES
PRINCIPLES AND PRACTICE OF ENGINEERING—FIRE PROTECTION EXAMINATION (NATIONAL)	73	27	51
PRINCIPLES AND PRACTICE OF ENGINEERING—INDUSTRIAL AND SYSTEMS EXAMINATION (NATIONAL)	50	50	10
PRINCIPLES AND PRACTICE OF ENGINEERING—LAND SURVEYING EXAMINATION (NATIONAL)	47	53	239
PRINCIPLES AND PRACTICE OF ENGINEERING—MECHANICAL EXAMINATION (NATIONAL)	61	39	421
PRINCIPLES AND PRACTICE OF ENGINEERING—METALLURGICAL AND MATERIALS EXAMINATION (NATIONAL)	75	25	12
PRINCIPLES AND PRACTICE OF ENGINEERING—NUCLEAR EXAMINATION (NATIONAL)	100	0	2
PRINCIPLES AND PRACTICE OF ENGINEERING—PETROLEUM EXAMINATION (NATIONAL)	42	58	12
PRINCIPLES AND PRACTICE OF STRUCTURAL ENGINEERING—LATERAL FORCES EXAMINATION COMPONENT (NATIONAL)	36	64	244
PRINCIPLES AND PRACTICE OF STRUCTURAL ENGINEERING—VERTICAL FORCES EXAMINATION COMPONENT (NATIONAL)	35	65	243
PROFESSIONAL GEOPHYSICIST EXAMINATION (CALIFORNIA)	100	0	3
TRAFFIC ENGINEER EXAMINATION (CALIFORNIA)	47	53	73

SUMMARY OF ENFORCEMENT ACTIVITY

COMPLAINTS—INTAKE	
507	RECEIVED
149	CLOSED WITHOUT REFERRAL FOR INVESTIGATION
361	REFERRED FOR INVESTIGATION
7	PENDING

CONVICTION/ARREST NOTIFICATION COMPLAINTS	
2	RECEIVED
0	CLOSED WITHOUT REFERRAL FOR INVESTIGATION
2	REFERRED FOR INVESTIGATION
0	PENDING

INVESTIGATIONS	
363	OPENED
304	CLOSED
352	PENDING

ENFORCEMENT AGING—COMPLETED INTAKE AND INVESTIGATIONS	
54	UP TO 90 DAYS
75	91 TO 180 DAYS
71	181 DAYS TO 1 YEAR
100	1 TO 2 YEARS
4	2 TO 3 YEARS
0	OVER 3 YEARS
6	AVERAGE NUMBER OF DAYS FROM RECEIPT OF COMPLAINT TO ASSIGNMENT OF INVESTIGATOR (START OF INVESTIGATION)
291	AVERAGE NUMBER OF DAYS FOR ALL INVESTIGATION OUTCOMES (FROM START OF INVESTIGATION TO REFERRAL FOR PROSECUTION OR CASE CLOSURE WITHOUT REFERRAL FOR PROSECUTION)
297	AVERAGE NUMBER OF DAYS FROM RECEIPT OF COMPLAINT TO REFERRAL FOR PROSECUTION OR CASE CLOSURE WITHOUT REFERRAL FOR PROSECUTION

CITATIONS AND FINES	
2	ISSUED WITHOUT A FINE
68	ISSUED WITH A FINE
8	WITHDRAWN/DISMISSED/REDUCED
456	AVERAGE NUMBER OF DAYS TO ISSUE A CITATION AND FINE (FROM COMPLAINT RECEIPT/INSPECTION CONDUCTED TO CITATION ISSUED)

TOTAL AMOUNT OF FINES	
\$105,250.00	ASSESSED
\$0.00	WITHDRAWN/DISMISSED/REDUCED
\$73,210.00	COLLECTED

CRIMINAL/CIVIL ACTIONS	
3	REFERRALS FOR CRIMINAL/CIVIL ACTION
0	CRIMINAL ACTIONS FILED
0	CIVIL ACTIONS FILED

BOARD FOR PROFESSIONAL ENGINEERS, LAND SURVEYORS, AND GEOLOGISTS

OFFICE OF THE ATTORNEY GENERAL/DISCIPLINARY ACTIONS	
37	CASES OPENED/INITIATED
17	CASES CLOSED
37	CASES PENDING

FORMAL ACTIONS FILED/WITHDRAWN/DISMISSED	
2	STATEMENT OF ISSUES FILED
35	ACCUSATIONS FILED
0	RESTRAINING/RESTRICTION/SUSPENSION ORDERS GRANTED
3	STATEMENT OF ISSUES WITHDRAWN/DISMISSED
3	ACCUSATIONS WITHDRAWN/DISMISSED
360	AVERAGE NUMBER OF DAYS FROM CLOSURE OF INVESTIGATION TO IMPOSING FORMAL DISCIPLINE

ADMINISTRATIVE OUTCOMES/FINAL ORDERS	
5	LICENSE APPLICATIONS DENIED
4	REVOCATION
2	SURRENDER OF LICENSE
0	PROBATION WITH SUSPENSION
0	SUSPENSION ONLY
4	PROBATION ONLY
2	PUBLIC REPRIMAND/PUBLIC REPROVAL/PUBLIC LETTER OF REPRIMAND
0	OTHER DECISIONS
17	TOTAL

ENFORCEMENT AGING—COMPLETED ATTORNEY GENERAL CASES	
8	UP TO 1 YEAR
9	1 TO 2 YEARS
0	2 TO 3 YEARS
0	OVER 3 YEARS
611	AVERAGE NUMBER OF DAYS TO IMPOSE DISCIPLINE

PROBATION	
5	PROBATIONS COMPLETED
21	PROBATIONERS PENDING (CLOSE OF FISCAL YEAR)

SUBSEQUENT DISCIPLINE	
1	PROBATIONS REVOKED
0	PROBATIONER'S LICENSE SURRENDERED
1	ADDITIONAL PROBATION ONLY
0	SUSPENSION ONLY ADDED
0	OTHER CONDITIONS ADDED ONLY
0	OTHER PROBATION OUTCOME

PETITION FOR MODIFICATION OR TERMINATION OF PROBATION	
0	GRANTED
0	DENIED

PETITION FOR REINSTATEMENT OF REVOKED LICENSE/REGISTRATION/CERTIFICATION	
0	GRANTED
1	DENIED

COST RECOVERY	
\$72,164.75	ORDERED
\$43,544.78	COLLECTED



DEPARTMENT OF CONSUMER AFFAIRS



PROFESSIONAL FIDUCIARIES BUREAU

PROFESSIONAL FIDUCIARIES BUREAU

Licenses and regulates professional fiduciaries.

www.fiduciary.ca.gov

Staff: 2 civil servant positions, 1 exempt

**Licenses, Registrations, Certificates,
and Permits:** 834

Advisory Committee Membership:

4 public representatives, 3 licensees

Bureau Leadership:

Rebecca May

Chief

rebecca.may@dca.ca.gov

Laws and Regulations:

Business and Professions Code section 6500–6592

California Code of Regulations, title 16, section
4400–4622

Sunset Review:

Last review: 2023 | Next review: 2027

BUREAU HIGHLIGHTS

RECIPROCITY

The Bureau does not have reciprocity.

ACCOMPLISHMENTS

Sunset Review and Strategic Plan

The Bureau completed its 2023–26 Strategic Plan to guide the Bureau toward measurable goals and effective outcomes over the next four-year period. Significant goals of the Bureau’s Strategic Plan include educating licensees and the public regarding the Bureau and its functions and reducing the Bureau’s carbon footprint by moving to a paperless system.

Sunset Review

The Bureau also underwent the sunset review process in fiscal year 2022–23, which included preparing a comprehensive sunset review report detailing the Bureau’s functions and attending a hearing before the California Senate Business, Professions and Economic Development Committee and Assembly Committee on Business and Professions to discuss the Bureau’s execution in meeting its consumer protection mandate. The Bureau’s authority was extended until January 1, 2028.

Updates to Licensing

In coordination with its licensing examination provider, the Center for Guardianship Certification, the Bureau updated the licensing examination, consolidating it from

PROFESSIONAL FIDUCIARIES BUREAU

two sections with 50 questions each to one section with 100 questions total. This change will improve the reliability and validity of the California examination and will also streamline the examination process for candidates.

Updates to Regulations

In fiscal year 2022–23, the Office of Administrative Law approved two Bureau rulemakings: establishing retired and inactive license statuses and codifying new cultural competency educational requirements into existing regulations. The Bureau worked with DCA's Office of Information Services to ensure its IT systems would have functionality to implement the new regulatory changes.

Communications and Outreach

Staff conducted outreach to county courts, local law enforcement, and adult protective services agencies to enhance its relationships. The Bureau also increased efforts to encourage licensee compliance with new statutory requirements.

The Bureau disseminated three newsletters through its website, interested parties email list, and social media to inform stakeholders of Bureau activities and performed extensive outreach to licensees regarding new statutory and regulatory requirements.

NEW LEGISLATION

AB 1262 (Berman, Chapter 680, Statutes of 2023)

extends the sunset review date of the Bureau from January 1, 2024 to January 1, 2028. It also makes various statutory revisions in response to issues raised in the Bureau's sunset review report, such as staggering terms for Advisory Committee members and establishing a process for reinstating canceled licenses provided certain criteria is met.

SB 280 (Laird, Chapter 705, Statutes of 2023)

requires conservators, beginning January 1, 2025, to submit care plans at specific times, and imposes civil penalties and sanctions on a conservator for failing to do so. It also requires the Judicial Council to develop a mandatory standardized form for the care plans and makes the care plans confidential, limiting public access.

LICENSE REQUIREMENTS*

LICENSE REQUIREMENTS	Y/N
CONTINUING EDUCATION/COMPETENCY	Y
DEGREE/PROFESSIONAL SCHOOLING	Y
EXAMINATION	Y
FINGERPRINT REQUIREMENT	Y
QUALIFYING EXPERIENCE (MAY INCLUDE EDUCATION)	Y

* Refer to the laws and regulations for details.

FEES*

LICENSE TYPE	ACTUAL FEE	STATUTORY LIMIT
APPLICATION	\$400.00	N/A
INITIAL LICENSE	\$600.00 + PRORATION	N/A
RENEWAL	\$700.00	N/A
DELINQUENT RENEWAL	\$150.00	N/A
DUPLICATE LICENSE	\$25.00	N/A

* Additional fees may be required. Refer to the laws and regulations for details.

SUMMARY OF LICENSING ACTIVITY

INITIAL LICENSES/REGISTRATIONS/CERTIFICATES/PERMITS			
TYPE	APPLICATIONS RECEIVED	ISSUED	RENEWED
PROFESSIONAL FIDUCIARY LICENSE	130	47	757
TOTAL	130	47	757

LICENSING POPULATION BY TYPE	
TYPE	LICENSES/REGISTRATIONS/CERTIFICATES/PERMITS
PROFESSIONAL FIDUCIARY	834
TOTAL	834

RENEWAL AND CONTINUING EDUCATION (CE)		
TYPE	FREQUENCY OF RENEWAL	NUMBER OF CE HOURS REQUIRED EACH CYCLE
PROFESSIONAL FIDUCIARY	EVERY YEAR	15 (INCLUDING 2 HOURS OF ETHICS)

PROFESSIONAL FIDUCIARIES BUREAU

EXAMINATION RESULTS (JULY 1, 2022–APRIL 30, 2023)

EXAMINATION TITLE	% PASS	% FAIL	TOTAL NUMBER OF CANDIDATES
PROFESSIONAL FIDUCIARY EXAMINATION (CALIFORNIA)	42	58	38
PROFESSIONAL FIDUCIARY EXAMINATION (NATIONAL)	55	45	31

EXAMINATION RESULTS (MAY 1, 2023–JUNE 30, 2023)

EXAMINATION TITLE	% PASS	% FAIL	TOTAL NUMBER OF CANDIDATES
PROFESSIONAL FIDUCIARY EXAMINATION	40	60	10

SUMMARY OF ENFORCEMENT ACTIVITY

COMPLAINTS—INTAKE

162	RECEIVED
15	CLOSED WITHOUT REFERRAL FOR INVESTIGATION
147	REFERRED FOR INVESTIGATION
0	PENDING

CONVICTION/ARREST NOTIFICATION COMPLAINTS

0	RECEIVED
0	CLOSED WITHOUT REFERRAL FOR INVESTIGATION
0	REFERRED FOR INVESTIGATION
0	PENDING

INVESTIGATIONS

147	OPENED
166	CLOSED
76	PENDING

ENFORCEMENT AGING—COMPLETED INTAKE AND INVESTIGATIONS

85	UP TO 90 DAYS
13	91 TO 180 DAYS
39	181 DAYS TO 1 YEAR
23	1 TO 2 YEARS
4	2 TO 3 YEARS
2	OVER 3 YEARS
1	AVERAGE NUMBER OF DAYS FROM RECEIPT OF COMPLAINT TO ASSIGNMENT OF INVESTIGATOR (START OF INVESTIGATION)

ENFORCEMENT AGING—COMPLETED INTAKE AND INVESTIGATIONS

196	AVERAGE NUMBER OF DAYS FOR ALL INVESTIGATION OUTCOMES (FROM START OF INVESTIGATION TO REFERRAL FOR PROSECUTION OR CASE CLOSURE WITHOUT REFERRAL FOR PROSECUTION)
196	AVERAGE NUMBER OF DAYS FROM RECEIPT OF COMPLAINT TO REFERRAL FOR PROSECUTION OR CASE CLOSURE WITHOUT REFERRAL FOR PROSECUTION

CITATIONS AND FINES

0	ISSUED WITHOUT A FINE
26	ISSUED WITH A FINE
6	WITHDRAWN/DISMISSED/REDUCED
56	AVERAGE NUMBER OF DAYS TO ISSUE A CITATION AND FINE (FROM COMPLAINT RECEIPT/INSPECTION CONDUCTED TO CITATION ISSUED)

TOTAL AMOUNT OF FINES

\$77,000.00	ASSESSED
\$26,000.00	WITHDRAWN/DISMISSED/REDUCED
\$21,300.00	COLLECTED

CRIMINAL/CIVIL ACTIONS

0	REFERRALS FOR CRIMINAL/CIVIL ACTION
0	CRIMINAL ACTIONS FILED
0	CIVIL ACTIONS FILED

OFFICE OF THE ATTORNEY GENERAL/DISCIPLINARY ACTIONS

10	CASES OPENED/INITIATED
5	CASES CLOSED
5	CASES PENDING

FORMAL ACTIONS FILED/WITHDRAWN/DISMISSED

0	STATEMENT OF ISSUES FILED
5	ACCUSATIONS FILED
0	RESTRAINING/RESTRICTION/SUSPENSION ORDERS GRANTED
0	STATEMENT OF ISSUES WITHDRAWN/DISMISSED
0	ACCUSATIONS WITHDRAWN/DISMISSED
374	AVERAGE NUMBER OF DAYS FROM CLOSURE OF INVESTIGATION TO IMPOSING FORMAL DISCIPLINE

ADMINISTRATIVE OUTCOMES/FINAL ORDERS

0	LICENSE APPLICATIONS DENIED
3	REVOCATION
0	SURRENDER OF LICENSE
0	PROBATION WITH SUSPENSION

PROFESSIONAL FIDUCIARIES BUREAU

ADMINISTRATIVE OUTCOMES/FINAL ORDERS	
0	SUSPENSION ONLY
0	PROBATION ONLY
0	PUBLIC REPRIMAND/PUBLIC REPROVAL/PUBLIC LETTER OF REPRIMAND
0	OTHER DECISIONS
3	TOTAL

ENFORCEMENT AGING—COMPLETED ATTORNEY GENERAL CASES	
4	UP TO 1 YEAR
0	1 TO 2 YEARS
0	2 TO 3 YEARS
1	OVER 3 YEARS
375	AVERAGE NUMBER OF DAYS TO IMPOSE DISCIPLINE



PROBATION	
0	PROBATIONS COMPLETED
1	PROBATIONERS PENDING (CLOSE OF FISCAL YEAR)

SUBSEQUENT DISCIPLINE	
0	PROBATIONS REVOKED
0	PROBATIONER'S LICENSE SURRENDERED
0	ADDITIONAL PROBATION ONLY
0	SUSPENSION ONLY ADDED
0	OTHER CONDITIONS ADDED ONLY
0	OTHER PROBATION OUTCOME

PETITION FOR MODIFICATION OR TERMINATION OF PROBATION	
0	GRANTED
0	DENIED

PETITION FOR REINSTATEMENT OF REVOKED LICENSE/REGISTRATION/CERTIFICATION	
0	GRANTED
0	DENIED

COST RECOVERY	
\$3,893.75	ORDERED
\$0.00	COLLECTED



BOARD OF PSYCHOLOGY

Licenses and regulates psychologists
and psychological associates.

www.psychology.ca.gov

Staff: 28.3 civil servant positions, 1 exempt

**Licenses, Registrations, Certificates,
and Permits:** 26,169

Board Membership: 4 public representatives,
5 licensees

Board Leadership:

Antonette Sorrick	Jonathan Burke
<i>Executive Officer</i>	<i>Assistant Executive Officer</i>
antonette.sorrick@dca.ca.gov	jonathan.burke@dca.ca.gov

Laws and Regulations:

Business and Professions Code section 2900–2999

California Code of Regulations, title 16, section
1380–1397.71

Sunset Review:

Last review: 2021 | Next review: 2025

BOARD HIGHLIGHTS

RECIPROCITY

Pursuant to Business and Professions Code section 2946, a psychologist certified or licensed in another state or province who has applied to the Board for a license in California may perform activities and services of a psychological nature without a valid license for a period not to exceed 180 calendar days from the time of submitting his or her application or from the commencement of residency in California, whichever occurs first. Business and Professions Code section 2912 states that nothing in this chapter shall be construed to restrict or prevent a person who is licensed as a psychologist at the doctoral level in another state or territory of the United States or in Canada from offering psychological services in this state for a period not to exceed 30 days in a calendar year.

ACCOMPLISHMENTS

Communications and Outreach

To improve consumer protection, the Board redeveloped its “For Your Peace of Mind” publication. This document provides guidance to those seeking the services of a licensed psychologist.

The Board transitioned from a traditional continuing education model to a Continuing Professional Development model to ensure continued competency of its licensees. To educate and inform licensees of the new model, the Board participated in three informational webinars. One of the webinars was hosted by the California Psychological Association, and two were hosted by the Board. Over 1,500 licensees attended these webinars.

Updates to Licensing

The Board promulgated regulations to establish a new retired license status that became effective January 1, 2023. The regulations allow the Board to grant a retired status for eligible licensed psychologists at the end of their career. This change is responsive to multiple requests received by the Board to provide an alternative to an inactive or expired license status.

Process Improvements

The Board completed a process improvement project with DCA's Organizational Improvement Office. The Board mapped 72 processes. The Board worked with DCA to review all internal processes in enforcement, central services, and licensing. Part 1 of the project identified all processes and whether they needed improvement. Once part 1 was complete, part 2 was to identify areas of process improvement. Part 3 was taking the recommendations and devising an action plan for implementation.

Board Leadership

Effective January 1, 2023, the Board has a new vice president, with Dr. Shacunda Rodgers replacing Seyron Foo. Dr. Lea Tate continues to serve as president.

NEW LEGISLATION

AB 282 (Aguiar-Curry, Chapter 425, Statutes of 2023) allows an applicant for licensure as a psychologist to take any and all examinations required for licensure by the Board upon completion of all academic coursework required for a doctoral degree. "Academic coursework" is defined for the purposes of this bill as coursework that does not include participation in an internship or writing a dissertation or thesis. This bill also requires the Board to implement a process to verify any additional eligibility requirements implemented by a national licensing examination entity.

AB 665 (Wendy Carrillo, Chapter 338, Statutes of 2023), beginning July 1, 2024, will remove requirements within existing law that a minor who is 12 years of age or older must present a danger of serious physical or mental harm to themselves or others, or be a victim of incest or child abuse, in order to consent to mental health treatment or counseling services without parental consent. Instead, this bill will require the professional treating or counseling the minor who is 12 or older to determine whether involving the minor's parent or guardian would be inappropriate.

SB 815 (Roth, Chapter 294, Statutes of 2023) is the sunset bill for the Medical Board of California. Among other things, this bill will transfer regulation of research psychoanalysts to the Board of Psychology effective January 1, 2025.

LICENSE REQUIREMENTS*

LICENSE REQUIREMENTS	Y/N
CONTINUING EDUCATION/COMPETENCY	Y
DEGREE/PROFESSIONAL SCHOOLING	Y*
EXAMINATION	Y**
FINGERPRINT REQUIREMENT	Y**
QUALIFYING EXPERIENCE (MAY INCLUDE EDUCATION)	Y

* No minimum experience requirement for psychological associate.

**Examinations and continuing education are only required for psychologists.

FEES*

LICENSE TYPE	ACTUAL FEE	STATUTORY LIMIT
PSYCHOLOGIST		
PSYCHOLOGIST/APPLICATION FEE	\$236.00	\$236.00
PSYCHOLOGIST/INITIAL LICENSE FEE	\$231.00	\$231.00
PSYCHOLOGIST (ACTIVE)/RENEWAL FEE	\$795.00	\$1,100.00
PSYCHOLOGIST (ACTIVE)/ADDITIONAL FEES PAID AT RENEWAL**	\$30.00	\$30.00
PSYCHOLOGIST (INACTIVE)/RENEWAL FEE	\$221.00	\$400.00
PSYCHOLOGIST (INACTIVE)/ADDITIONAL FEES PAID AT RENEWAL***	\$20.00	\$20.00
PSYCHOLOGIST (ACTIVE)/DELINQUENCY FEE	\$397.50	50% OF RENEWAL NOT TO EXCEED \$397.50
PSYCHOLOGIST (INACTIVE)/DELINQUENCY FEE	\$110.50	50% OF RENEWAL FEE
PSYCHOLOGIST/DUPLICATE LICENSE FEE	\$5.00	\$5.00
CALIFORNIA PSYCHOLOGY LAWS AND ETHICS EXAMINATION (CPLEE)	\$127.00	COST TO BOARD
PSYCHOLOGICAL ASSOCIATE		
PSYCHOLOGICAL ASSOCIATE/APPLICATION FEE	\$424.00	\$424.00
PSYCHOLOGICAL ASSOCIATE/RENEWAL FEE	\$224.00	\$400.00
PSYCHOLOGICAL ASSOCIATE/DELINQUENCY FEE	\$112.00	50% OF RENEWAL FEE

BOARD OF PSYCHOLOGY

LICENSE TYPE	ACTUAL FEE	STATUTORY LIMIT
LICENSE VERIFICATION FEE	\$5.00	\$5.00

* Additional fees may be required. Refer to the laws and regulations for details.

** Included in the renewal fee (every two years) for an active psychologist is an additional \$30.00 in fees, which includes \$20.00 pursuant to Business and Professions Code section 2987.2 and \$10.00 pursuant to California Code of Regulations, Division 13.1, title 16, section 1397.69.

*** Included in the renewal fee (every two years) for an inactive psychologist is an additional \$20.00 fee pursuant to Business and Professions Code section 2987.2.

SUMMARY OF LICENSING ACTIVITY

INITIAL LICENSES/REGISTRATIONS/CERTIFICATES/PERMITS			
TYPE	APPLICATIONS RECEIVED	ISSUED	RENEWED
PSYCHOLOGICAL ASSOCIATE REGISTRATION	900	863	1,142
PSYCHOLOGIST LICENSE	2,121	874	10,501
Total	3,021	1,737	11,643

LICENSING POPULATION BY TYPE	
TYPE	LICENSES/REGISTRATIONS/CERTIFICATIONS/PERMITS
PSYCHOLOGICAL ASSOCIATE	1,825
PSYCHOLOGIST	24,344
TOTAL	26,169

RENEWAL AND CONTINUING EDUCATION (CE)		
TYPE	FREQUENCY OF RENEWAL	NUMBER OF CE HOURS REQUIRED EACH CYCLE
PSYCHOLOGICAL ASSOCIATE	EVERY YEAR	N/A
PSYCHOLOGIST	EVERY 2 YEARS	36

EXAMINATION RESULTS			
EXAMINATION TITLE	% PASS	% FAIL	TOTAL NUMBER OF CANDIDATES
CALIFORNIA PSYCHOLOGY LAWS AND ETHICS EXAMINATION	80	20	1,086
EXAMINATION FOR PROFESSIONAL PRACTICE IN PSYCHOLOGY	41	59	1,738

SUMMARY OF ENFORCEMENT ACTIVITY

COMPLAINTS—INTAKE	
1,027	RECEIVED
294	CLOSED WITHOUT REFERRAL FOR INVESTIGATION
738	REFERRED FOR INVESTIGATION
152	PENDING

CONVICTION/ARREST NOTIFICATION COMPLAINTS	
23	RECEIVED
0	CLOSED WITHOUT REFERRAL FOR INVESTIGATION
23	REFERRED FOR INVESTIGATION
2	PENDING

INVESTIGATIONS	
761	OPENED
790	CLOSED
745	PENDING

ENFORCEMENT AGING—COMPLETED INTAKE AND INVESTIGATIONS	
156	UP TO 90 DAYS
121	91 TO 180 DAYS
230	181 DAYS TO 1 YEAR
228	1 TO 2 YEARS
47	2 TO 3 YEARS
8	OVER 3 YEARS
6	AVERAGE NUMBER OF DAYS FROM RECEIPT OF COMPLAINT TO ASSIGNMENT OF INVESTIGATOR (START OF INVESTIGATION)
308	AVERAGE NUMBER OF DAYS FOR ALL INVESTIGATION OUTCOMES (FROM START OF INVESTIGATION TO REFERRAL FOR PROSECUTION OR CASE CLOSURE WITHOUT REFERRAL FOR PROSECUTION)
314	AVERAGE NUMBER OF DAYS FROM RECEIPT OF COMPLAINT TO REFERRAL FOR PROSECUTION OR CASE CLOSURE WITHOUT REFERRAL FOR PROSECUTION

CITATIONS AND FINES	
0	ISSUED WITHOUT A FINE
35	ISSUED WITH A FINE
11	WITHDRAWN/DISMISSED/REDUCED
604	AVERAGE NUMBER OF DAYS TO ISSUE A CITATION AND FINE (FROM COMPLAINT RECEIPT/INSPECTION CONDUCTED TO CITATION ISSUED)

BOARD OF PSYCHOLOGY

TOTAL AMOUNT OF FINES	
\$46,000.00	ASSESSED
\$11,150.00	WITHDRAWN/DISMISSED/REDUCED
\$21,750.00	COLLECTED

CRIMINAL/CIVIL ACTIONS	
0	REFERRALS FOR CRIMINAL/CIVIL ACTION
0	CRIMINAL ACTIONS FILED
0	CIVIL ACTIONS FILED

OFFICE OF THE ATTORNEY GENERAL/DISCIPLINARY ACTIONS	
40	CASES OPENED/INITIATED
24	CASES CLOSED
117	CASES PENDING

FORMAL ACTIONS FILED/WITHDRAWN/DISMISSED	
1	STATEMENT OF ISSUES FILED
20	ACCUSATIONS FILED
0	RESTRAINING/RESTRICTION/SUSPENSION ORDERS GRANTED
0	STATEMENT OF ISSUES WITHDRAWN/DISMISSED
2	ACCUSATIONS WITHDRAWN/DISMISSED
462	AVERAGE NUMBER OF DAYS FROM CLOSURE OF INVESTIGATION TO IMPOSING FORMAL DISCIPLINE

ADMINISTRATIVE OUTCOMES/FINAL ORDERS	
1	LICENSE APPLICATIONS DENIED
1	REVOCATION
8	SURRENDER OF LICENSE
0	PROBATION WITH SUSPENSION
0	SUSPENSION ONLY
7	PROBATION ONLY
4	PUBLIC REPRIMAND/PUBLIC REPROVAL/PUBLIC LETTER OF REPRIMAND
0	OTHER DECISIONS
21	TOTAL

ENFORCEMENT AGING—COMPLETED ATTORNEY GENERAL CASES	
0	UP TO 1 YEAR
4	1 TO 2 YEARS
5	2 TO 3 YEARS
15	OVER 3 YEARS
1,139	AVERAGE NUMBER OF DAYS TO IMPOSE DISCIPLINE

PROBATION	
3	PROBATIONS COMPLETED
65	PROBATIONERS PENDING (CLOSE OF FISCAL YEAR)

SUBSEQUENT DISCIPLINE	
0	PROBATIONS REVOKED
3	PROBATIONER'S LICENSE SURRENDERED
0	ADDITIONAL PROBATION ONLY
0	SUSPENSION ONLY ADDED
0	OTHER CONDITIONS ADDED ONLY
0	OTHER PROBATION OUTCOME

PETITION FOR MODIFICATION OR TERMINATION OF PROBATION	
0	GRANTED
3	DENIED

PETITION FOR REINSTATEMENT OF REVOKED LICENSE/REGISTRATION/CERTIFICATION	
0	GRANTED
1	DENIED

COST RECOVERY	
\$399,657.51	ORDERED
\$111,079.30	COLLECTED



BUREAU OF REAL ESTATE APPRAISERS

Licenses and regulates real estate appraisers and registers appraisal management companies.

www.brea.ca.gov

Staff: 26 civil servant positions, 1 exempt

Licenses, Registrations, Certificates, and Permits: 9,521

Bureau Leadership:

Angela Jemmott	Loretta Dillon
<i>Chief</i>	<i>Deputy Chief</i>
angela.jemmott@brea.ca.gov	loretta.dillon@brea.ca.gov

Laws and Regulations:

Business and Professions Code section 11300–11423

California Code of Regulations, title 10, Chapter 6.5, section 3500–3761

United States Code, title 12, section 3331–3356

Sunset Review:

Last review: 2020 | Next review: 2025

BUREAU HIGHLIGHTS

RECIPROCITY

California Business and Professions Code section 11350 states the director shall adopt regulations governing the process and procedure of applying for reciprocity, which shall meet, at a minimum, the requirements of the Appraisal Subcommittee. The California Code of Regulations section 3543 (a)(4) states all applicants must complete, prior to issuance of an initial or reciprocal license, a four-hour course on federal and California appraisal related statutory and regulatory law.

ACCOMPLISHMENTS

Communications and Outreach

The Bureau addressed major trending issues in the appraisal industry, such as appraisal bias, discrimination, and barriers to licensure. Bureau Chief Angela Jemmott participated in several events to help improve the appraisal industry.

Bureau staff participated in the Appraisal Institute's Residential Symposium on August 25, 2022. Staff briefed attendees on California's two new educational courses from Assembly Bill (AB) 948 (Holden, Chapter 352, Statutes of 2021) titled Cultural Competency and Elimination of Bias, in addition to critical/common deficiencies in appraisal work.

On October 10, 2022, Bureau staff joined the Real Estate Appraisers Association to provide an appraisal industry update on licensing; initial and upgrading licensing applications; supervisor/trainee relations; AB 948 courses titled Cultural Competency and Elimination of Bias; and enforcement structure, issues, and case studies.

Chief Jemmott presented at the Appraisal Diversity Initiative (ADI) on April 1, 2023. The ADI is designed to educate and provide the necessary resources to a diverse group of aspiring appraisers. Over 110 individuals attended. Fannie Mae, Freddie Mac, and the National Urban League were sponsors of the event. Topics included ways to find supervisors, networking, how to get involved in state and national associations, diversity and inclusion, appraisal reporting, and the positive intangibles of an appraiser.

Leadership

The Bureau received the Annual Business, Consumer Services and Housing Agency Secretary's Excellence Award for Pillar 4: Opportunity and Equity. Chief Jemmott, Deputy Bureau Chief Loretta Dillon, and Education Coordinator Elena Corral were recognized for their leadership and innovative idea to host an online education symposium on AB 948 courses. The symposium brought together more than 100 attendees from the appraisal industry and government agencies from across the United States to discuss potential instructional content for the new courses. The Bureau secured experts who volunteered their time to identify best practices.

Important Meetings

On May 19, 2023, Chief Jemmott testified in Washington, D.C., at the Appraisal Subcommittee's second hearing on appraisal bias. The hearing explored the appraisal regulatory system focusing on appraisal standards, appraiser qualification criteria and barriers to entry, and appraisal practice. The hearing's purpose was to better understand the current challenges and explore opportunities to improve the appraisal profession while combatting bias and promoting fair appraisals for all.

Notable Statistics

California continues to lead the nation in requiring continuing education that addresses bias. As of June 30, 2023, in less than a year, the Bureau reviewed, recommended improvements on, and approved seven combined courses of Elimination of Bias and Cultural Competency as mandated for appraisers under AB 948.

The Bureau developed and deployed a demographic survey. The survey is one mechanism the Bureau is using to gather demographics for California's appraisal industry to measure the success of the Bureau's efforts to increase diversity and reduce barriers for underrepresented groups. Per AB 948, the Bureau modified its complaint form to include protected class information (filled in voluntarily) and must report demographic results from complaints to the California Legislature on July 1, 2024.

Collaborations with Other Agencies

In May 2023, the Bureau collaborated with the California Civil Rights Department on the process for investigating appraisal discrimination complaints.

Updates to Licensing and Enforcement

All Bureau staff participated in the U.S. Department of Housing and Urban Development's Understanding Racial Bias in Appraisals training. The 5.5-hour video training discussed appraisals, appraisal bias, the impact on limiting the financial returns associated with homeownership and widening the wealth gap in many underrepresented communities in the United States. Bureau management led staff through the training and held post-training discussions on the various topics, creating group awareness about implicit bias in the workplace.

Over the course of 2022–23, the Bureau worked to modify its initial application process to ensure education, work samples assessments, hours, and years requirements are met before the examination letter is sent to the applicant. This change in process required revision of letters, coding, and order of events. This change aligns the Bureau's process with that of The Appraisal Foundation's process requirement. This change became effective on July 1, 2023.

NEW LEGISLATION

AB 342 (Valencia, Chapter 200, Statutes of 2023) allows the Bureau and the the California Architects Board to request specific demographic data from a licensee when an initial license is issued or at the time of license renewal. This bill also requires the Bureau and Board to provide the aggregate demographic data received to the Department and mandates the Department post the data on its internet website. Declining to provide the requested data does not make the licensee subject to discipline, and any information disclosed will remain confidential.

LICENSE REQUIREMENTS*

LICENSE REQUIREMENTS	Y/N
CONTINUING EDUCATION/COMPETENCY	Y
DEGREE/PROFESSIONAL SCHOOLING	Y
EXAMINATION	Y
FINGERPRINT REQUIREMENT	Y
QUALIFYING EXPERIENCE (MAY INCLUDE EDUCATION)	Y

* Applicable to specific license types. Refer to the laws and regulations for details.

BUREAU OF REAL ESTATE APPRAISERS

FEES*

LICENSE TYPE	ACTUAL FEE	STATUTORY LIMIT
APPRAISAL MANAGEMENT COMPANY		
INITIAL APPLICATION FEE	\$5,000.00	N/A
RENEWAL FEE	\$5,000.00	N/A
TEMPORARY PRACTICE PERMIT		
INITIAL APPLICATION FEE	\$235.00	N/A
TRAINEE		
INITIAL APPLICATION FEE	\$400.00	N/A
INITIAL LICENSE FEE	\$450.00	\$450.00
BACKGROUND FEE	\$70.00	N/A
DEPARTMENT OF CHILD SUPPORT SERVICES FEE	\$10.00	N/A
TOTAL TRAINEE INITIAL LICENSE FEE	\$930.00	N/A
RENEWAL APPLICATION FEE	\$400.00	N/A
RENEWAL LICENSE FEE	\$450.00	\$450.00
TOTAL TRAINEE RENEWAL FEE	\$850.00	N/A
RESIDENTIAL		
INITIAL APPLICATION FEE	\$400.00	N/A
INITIAL LICENSE FEE	\$450.00	\$450.00
BACKGROUND FEE	\$70.00	N/A
FEDERAL REGISTRATION FEE	\$80.00	N/A
STATE REGISTRATION FEE	\$25.00	N/A
DCSS FEE	\$10.00	N/A
TOTAL RESIDENTIAL LICENSE FEE	\$1,035.00	N/A
RENEWAL APPLICATION FEE	\$400.00	N/A
RENEWAL LICENSE FEE	\$450.00	\$450.00
FEDERAL REGISTRATION FEE	\$80.00	N/A
STATE REGISTRATION FEE	\$25.00	N/A
TOTAL RESIDENTIAL RENEWAL FEE	\$955.00	N/A
CERTIFIED RESIDENTIAL		
INITIAL APPLICATION FEE	\$400.00	N/A
INITIAL LICENSE FEE	\$525.00	\$525.00
BACKGROUND FEE	\$70.00	N/A
FEDERAL REGISTRATION FEE	\$80.00	N/A
STATE REGISTRATION FEE	\$25.00	N/A
DCSS FEE	\$10.00	N/A
TOTAL CERTIFIED RESIDENTIAL LICENSE FEE	\$1,110.00	N/A
RENEWAL APPLICATION FEE	\$400.00	N/A
RENEWAL LICENSE FEE	\$525.00	\$525.00

LICENSE TYPE	ACTUAL FEE	STATUTORY LIMIT
FEDERAL REGISTRATION FEE	\$80.00	N/A
STATE REGISTRATION FEE	\$25.00	N/A
TOTAL CERTIFIED RESIDENTIAL RENEWAL FEE	\$1,030.00	N/A
CERTIFIED GENERAL		
INITIAL APPLICATION FEE	\$400.00	N/A
INITIAL LICENSE FEE	\$525.00	\$525.00
BACKGROUND FEE	\$70.00	N/A
FEDERAL REGISTRATION FEE	\$80.00	N/A
STATE REGISTRATION FEE	\$25.00	N/A
DCSS FEE	\$10.00	N/A
TOTAL INITIAL CERTIFIED GENERAL FEE	\$1,110.00	N/A
RENEWAL APPLICATION FEE	\$400.00	N/A
RENEWAL LICENSE FEE	\$525.00	\$525.00
FEDERAL REGISTRATION FEE	\$80.00	N/A
STATE REGISTRATION FEE	\$25.00	N/A
TOTAL CERTIFIED GENERAL RENEWAL FEE	\$1,030.00	N/A

* Additional fees may be required. Refer to the laws and regulations for details.

SUMMARY OF LICENSING ACTIVITY

INITIAL LICENSES/REGISTRATIONS/CERTIFICATES/PERMITS			
TYPE	APPLICATIONS RECEIVED	ISSUED	RENEWED
APPRAISAL MANAGEMENT COMPANY REGISTRATION	23	22	69
CERTIFIED GENERAL LICENSE	102	92	1,347
CERTIFIED RESIDENTIAL LICENSE	63	66	2,417
RESIDENTIAL LICENSE	39	39	369
TEMPORARY PRACTICE PERMIT	318	318	N/A*
TRAINEE LICENSE	140	140	112
TOTAL	685	677	4,314

* Temporary practice permit cannot be renewed.

LICENSING POPULATION BY TYPE	
TYPE	LICENSES/REGISTRATIONS/CERTIFICATES/PERMITS
APPRAISAL MANAGEMENT COMPANY	220
CERTIFIED GENERAL	2,687
CERTIFIED RESIDENTIAL	4,756
RESIDENTIAL	879
TEMPORARY PRACTICE PERMIT	318

BUREAU OF REAL ESTATE APPRAISERS

LICENSING POPULATION BY TYPE	
TRAINEE	661
Total	9,521

RENEWAL AND CONTINUING EDUCATION (CE)*		
TYPE	FREQUENCY OF RENEWAL	NUMBER OF CE HOURS REQUIRED EACH CYCLE
APPRAISAL MANAGEMENT COMPANY	EVERY 2 YEARS	N/A**
CERTIFIED GENERAL LICENSE***	EVERY 2 YEARS	28
CERTIFIED RESIDENTIAL LICENSE***	EVERY 2 YEARS	28
RESIDENTIAL LICENSE***	EVERY 2 YEARS	28
TRAINEE***	EVERY 2 YEARS	28

* Course providers that provide the continuing education need to renew with the Bureau every four years.

** The appraisal management company controlling person within the appraisal management company is required to complete seven CE hours upon renewal.

*** A total of 28 hours are recommended to be completed within a two-year renewal cycle and 56 hours are required to be completed within a four-year period.

EXAMINATION RESULTS			
EXAMINATION TITLE	% PASS	% FAIL	TOTAL NUMBER OF CANDIDATES
CERTIFIED GENERAL EXAMINATION	43.3	56.7	67
CERTIFIED RESIDENTIAL EXAMINATION	44.9	55.1	158
RESIDENTIAL EXAMINATION	50.5	49.5	109

SUMMARY OF ENFORCEMENT ACTIVITY

COMPLAINTS—INTAKE	
202	RECEIVED
0	CLOSED WITHOUT REFERRAL FOR INVESTIGATION
208	REFERRED FOR INVESTIGATION
0	PENDING

CONVICTION/ARREST NOTIFICATION COMPLAINTS	
109	RECEIVED
0	CLOSED WITHOUT REFERRAL FOR INVESTIGATION
109	REFERRED FOR INVESTIGATION
6	PENDING

INSPECTIONS	
N/A	CONDUCTED
N/A	CITATIONS ISSUED

INVESTIGATIONS	
317	OPENED
162	CLOSED
221	PENDING

ENFORCEMENT AGING—COMPLETED INTAKE AND INVESTIGATIONS	
65	UP TO 90 DAYS
28	91 TO 180 DAYS
16	181 DAYS TO 1 YEAR
51	1 TO 2 YEARS
2	2 TO 3 YEARS
0	OVER 3 YEARS
2	AVERAGE NUMBER OF DAYS FROM RECEIPT OF COMPLAINT TO ASSIGNMENT OF INVESTIGATOR (START OF INVESTIGATION)
186	AVERAGE NUMBER OF DAYS FOR ALL INVESTIGATION OUTCOMES (FROM START OF INVESTIGATION TO REFERRAL FOR PROSECUTION OR CASE CLOSURE WITHOUT REFERRAL FOR PROSECUTION)
187	AVERAGE NUMBER OF DAYS FROM RECEIPT OF COMPLAINT TO REFERRAL FOR PROSECUTION OR CASE CLOSURE WITHOUT REFERRAL FOR PROSECUTION

CITATIONS AND FINES	
15	ISSUED WITHOUT A FINE
16	ISSUED WITH A FINE
0	WITHDRAWN/DISMISSED/REDUCED
409	AVERAGE NUMBER OF DAYS TO ISSUE A CITATION AND FINE (FROM COMPLAINT RECEIPT/INSPECTION CONDUCTED TO CITATION ISSUED)

TOTAL AMOUNT OF FINES	
\$88,250.00	ASSESSED
\$0.00	WITHDRAWN/DISMISSED/REDUCED
\$30,000.00	COLLECTED

CRIMINAL/CIVIL ACTIONS	
1	REFERRALS FOR CRIMINAL/CIVIL ACTION
0	CRIMINAL ACTIONS FILED
0	CIVIL ACTIONS FILED

OFFICE OF THE ATTORNEY GENERAL/DISCIPLINARY ACTIONS	
4	CASES OPENED/INITIATED
6	CASES CLOSED
2	CASES PENDING

BUREAU OF REAL ESTATE APPRAISERS

FORMAL ACTIONS FILED/WITHDRAWN/DISMISSED	
0	STATEMENT OF ISSUES FILED
4	ACCUSATIONS FILED
1	RESTRAINING/RESTRICTION/SUSPENSION ORDERS GRANTED
0	STATEMENT OF ISSUES WITHDRAWN/DISMISSED
0	ACCUSATIONS WITHDRAWN/DISMISSED
249	AVERAGE NUMBER OF DAYS FROM CLOSURE OF INVESTIGATION TO IMPOSING FORMAL DISCIPLINE

ADMINISTRATIVE OUTCOMES/FINAL ORDERS	
2	LICENSE APPLICATIONS DENIED
5	REVOCATION
2	SURRENDER OF LICENSE
0	PROBATION WITH SUSPENSION
0	SUSPENSION ONLY
6	PROBATION ONLY
0	PUBLIC REPROVAL/PUBLIC LETTER OF REPRIMAND
0	OTHER DECISIONS
15	TOTAL

ENFORCEMENT AGING—COMPLETED ATTORNEY GENERAL CASES	
3	UP TO 1 YEAR
1	1 TO 2 YEARS
1	2 TO 3 YEARS
1	OVER 3 YEARS
451	AVERAGE NUMBER OF DAYS TO IMPOSE DISCIPLINE

PROBATION	
9	PROBATIONS COMPLETED
11	PROBATIONERS PENDING (CLOSE OF FISCAL YEAR)

SUBSEQUENT DISCIPLINE	
0	PROBATIONS REVOKED
0	PROBATIONER'S LICENSE SURRENDERED
0	ADDITIONAL PROBATION ONLY
0	SUSPENSION ONLY ADDED
0	OTHER CONDITIONS ADDED ONLY
0	OTHER PROBATION OUTCOME

PETITION FOR MODIFICATION OR TERMINATION OF PROBATION	
0	GRANTED
0	DENIED

PETITION FOR REINSTATEMENT OF REVOKED LICENSE/REGISTRATION/CERTIFICATION	
0	GRANTED
0	DENIED

COST RECOVERY	
\$9,652.59	ORDERED
\$0.00	COLLECTED



BOARD OF REGISTERED NURSING

Licenses and regulates registered nurses, advanced practice registered nurses, and nursing education.

www.rn.ca.gov

Staff: 238.8 civil servant positions, 1 exempt

Licenses, Registrations, Certificates, and Permits: 648,738

Board Membership: 4 public representatives, 5 licensees

Board Leadership:

Loretta Melby, MSN, RN
Executive Officer

loretta.melby@dca.ca.gov

Evon Lenerd Tapps, MBA
Assistant Executive Officer

evon.lenerd@dca.ca.gov

Laws and Regulations:

Business and Profession Code section 2700–2838.4

California Code of Regulations, title 16, section 1402–1495.4

Sunset Review:

Last review: 2022 | Next review: 2026

BOARD HIGHLIGHTS

RECIPROCITY

The Board of Registered Nursing will grant a license to an individual who is licensed in the same profession in another state with no disciplinary action as verified through Nursys (the licensure and disciplinary database with data provided directly from state boards of nursing) and Department of Justice and FBI background checks. The Board will require proof of licensure from that state, transcripts to verify educational preparation, and verification of national certification as needed. No additional steps or licensure requirements such as exams are required.

ACCOMPLISHMENTS

Updates to Licensing

The Board approved two new nursing education programs, 23 enrollment increases, and three new campus locations resulting in greater access to nursing education throughout the state and 1,652 new student placements. Throughout the fiscal year, the Board assisted nearly 100,000 callers and over 4,000 individuals at the public counter.

In October 2022, the Board executed a contract with Parchment to expedite the transmission of transcripts to the Board. During January 2023, the Board—utilizing BreEZe—combined nurse practitioner (NP)/NP furnishing (NPF), and certified nurse midwife (CNM)/CNM furnishing (CNMF) applications; initiated the ability to make an online payment for hard-card fingerprints; and released the Nurse Practitioner Practicing Without Standardized Procedures in a Group Setting (also called the 103 NP)

application to implement Assembly Bill (AB) 890 (Wood, Chapter 265, Statutes of 2020). In May 2023, the Board streamlined the application process for the following advanced practice registered nurse (RN) categories: NP/NPF, CNM/CNMF, clinical nurse specialist, and public health nurse.

Updates to Enforcement

In December 2022, the Board updated the Intervention Evaluation Committee (IEC) member guide to align with new processes and ensure all open meeting rules are followed and conducted an onboarding/training with all IEC members.

The memorandum of understanding between the Los Angeles County Superior Court and the Board, which improved the receipt of court documents, became effective in July 2022. In September 2022, the Board joined the National Council of State Boards of Nursing's (NCSBN) Substance Use Disorder Monitoring Programs Pilot Study that builds upon the outcomes of the prior Alternative to Discipline (ATD)/Monitoring Program Study. NCSBN will track participant outcomes, and the results will support, refine, and augment evidence-based guidelines for ATD and monitoring programs to foster uniformity and facilitate nurses' safe return to practice. In March 2023, the Board enhanced processes for nonpractice-related employment and course reviews and for practice-related employment modifications for RNs on probation with the Board. These updates aim to provide a more streamlined approach and a faster return to work, while ensuring continued consumer protection.

Additionally, in May 2023, the Board welcomed Nichole Bowles to the executive management team as the Supervising Special Investigator over all the Board's investigation units.

Communications and Outreach

The Board developed and implemented a regional data tool located on the Board website that reflects Board actions of enrollment increase requests to inform the Board for making evidence-based decisions and increase transparency to the public. In May 2023, the Board implemented new marketing materials to inform a greater number of RNs of the Intervention Program and to inform individuals and increase the visibility of the expert practice consultant program. Finally, the Board's executive officer and legal counsel participated in several speaking engagements regarding updated NP supervision requirements, the licensing process, and the implementation of AB 890.

Updates to Regulations

The Board had five regulatory packages approved by the Office of Administrative Law in fiscal year 2022–23:

- A regulatory package for 16 CCR 1450 and 1456, regarding continuing education courses was approved on August 12, 2022. It incorporated implicit bias requirements and clarified coursework requirements for experimental medical procedures or treatments.
- A regulatory package for 16 CCR 1427 regarding clinical facilities was approved on October 13, 2022. Also, a regulatory package for CCR 1423, 1432, and 1421, related to the approval requirements and changes to an approved program was approved on October 14, 2022, which provided clarification and direction on requirements for substantive changes with reporting requirements. Both packages provided clarification to California Board-approved nursing programs regarding reporting changes to clinical facilities as suggested by the California State Auditor's Report 2019-120.
- A regulatory package for CCR 1480, 1481, 1482.3, 1482.4, and 1487, regarding categories and scope of NPs was approved December 23, 2022. It provided the needed regulatory updates to implement AB 890, a pathway that allows NPs to practice in a more independent manner without standardized procedures.

NEW LEGISLATION

AB 633 (Patterson, Chapter 449, Statutes of 2023)

creates a retired license category for registered nurses. This bill authorizes retired nurses to provide nursing services to the public free of charge in a public health program, within their scope of practice and proven competency, and under supervision of a nurse with an active license. This bill allows retired licenses to be reinstated to active status only once, after fulfilling requirements for reinstatement. Retired nurses will be exempt from continuing education requirements and do not have to renew their retired license.

AB 1722 (Dahle, Megan, Chapter 853, Statutes of 2023)

allows a local education agency to employ a licensed vocational nurse if no suitable credentialed school nurse can be found for the position after a diligent search. The vocational nurse must be supervised by a credentialed school nurse. The bill has a sunset date of January 1, 2029.

SB 667 (Dodd, Chapter 497, Statutes of 2023) is a cleanup bill to SB 1237 (Dodd, Chapter 88, Statutes of 2020), and allows CNMs to treat common gynecologic conditions outside of prenatal, intrapartum, and postpartum periods of a patient's life. It also allows CNMs to serve as laboratory directors for CLIA-waived tests

BOARD OF REGISTERED NURSING

and provider performed microscopy within their scope of practice and specifies that CNMs do not need to practice with a physician or surgeon to provide care that falls outside their scope of practice under mutually agreed upon practices and protocols. This bill clarifies that hospitals may grant admitting and discharge privileges to CNMs.

LICENSE REQUIREMENTS*

LICENSE REQUIREMENTS	Y/N
CONTINUING EDUCATION/COMPETENCY	Y
DEGREE/PROFESSIONAL SCHOOLING	Y
EXAMINATION	Y
FINGERPRINT REQUIREMENT	Y
QUALIFYING EXPERIENCE (MAY INCLUDE EDUCATION)	Y

* Applicable to specific license types. Refer to the laws and regulations for details.

FEES*

LICENSE TYPE	ACTUAL FEE	STATUTORY LIMIT
REGISTERED NURSE		
APPLICATION BY EXAMINATION (CALIFORNIA GRADUATES)	\$300.00	\$1,000.00
APPLICATION BY EXAMINATION (U.S. GRADUATES)	\$350.00	\$1,000.00
APPLICATION BY EXAMINATION (INTERNATIONAL GRADUATES)	\$750.00	\$1,500.00
APPLICATION BY ENDORSEMENT (U.S. GRADUATES)	\$350.00	\$1,000.00
APPLICATION BY ENDORSEMENT (INTERNATIONAL GRADUATE)	\$750.00	\$1,500.00
RENEWAL FEE	\$190.00	\$750.00
PUBLIC HEALTH NURSE		
APPLICATION FEE	\$300.00	\$1,000.00
RENEWAL FEE	\$125.00	\$500.00
NURSE PRACTITIONER		
APPLICATION FEE	\$500.00	\$1,500.00
RENEWAL FEE	\$150.00	\$1,000.00
NURSE PRACTITIONER FURNISHING		
APPLICATION FEE	\$400.00	\$1,500.00
RENEWAL FEE	\$172.00	\$1,000.00
NURSE MIDWIFE		
APPLICATION FEE	\$500.00	\$1,500.00
RENEWAL FEE	\$150.00	\$1,000.00

LICENSE TYPE	ACTUAL FEE	STATUTORY LIMIT
NURSE MIDWIFE FURNISHING		
APPLICATION FEE	\$400.00	\$1,500.00
RENEWAL FEE	\$172.00	\$1,000.00
CLINICAL NURSE SPECIALIST		
APPLICATION FEE	\$500.00	\$1,500.00
RENEWAL FEE	\$150.00	\$1,000.00
NURSE ANESTHETIST		
APPLICATION FEE	\$500.00	\$1,500.00
RENEWAL FEE	\$150.00	\$1,000.00
PSYCHIATRIC/MENTAL HEALTH NURSE		
APPLICATION FEE	\$350.00	\$750.00

* The program has additional license populations and fees that can be found in California Code of Regulations section 1417.

** Any licensee holding an advanced practitioner certificate must first have a California registered nursing license.

*** \$10.00 is assessed and collected for the Registered Nursing Education Fund pursuant to Business and Professions Code section 2815.1.

SUMMARY OF LICENSING ACTIVITY

INITIAL LICENSES/REGISTRATIONS/CERTIFICATES/PERMITS			
TYPE	APPLICATIONS RECEIVED	ISSUED	RENEWED
CLINICAL NURSE SPECIALIST CERTIFICATE	95	54	1,523
CONTINUING EDUCATION PROVIDER (BRN)*	134	84	999
INTERIM PERMIT**	1,111	917	N/A
NURSE ANESTHETIST CERTIFICATE	351	298	1,380
NURSE MIDWIFE CERTIFICATE	97	95	667
NURSE MIDWIFE FURNISHING CERTIFICATE	110	79	537
NURSE PRACTITIONER CERTIFICATE	5,525	4,256	16,095
NURSE PRACTITIONER INDEPENDENT PRACTICE GROUP SETTING	2,896	843	N/A
NURSE PRACTITIONER FURNISHING CERTIFICATE	5,239	3,862	14,768
PSYCHIATRIC MENTAL HEALTH CERTIFICATE	226	1	104
PUBLIC HEALTH NURSE CERTIFICATE	2,921	2,199	19,874
REGISTERED NURSE LICENSE	58,321	51,658	229,542
REGISTERED NURSE TEMPORARY LICENSE***	14,271	5,178	N/A

BOARD OF REGISTERED NURSING

INITIAL LICENSES/REGISTRATIONS/CERTIFICATES/PERMITS

TOTAL	91,297	69,524	285,489
-------	--------	--------	---------

* BRN issues Continuing Education Provider numbers to approved individuals, partnerships, corporations, associations, organizations, organized health care systems, educational institutions, or governmental agencies offering continuing education as approved by the Board.

** Pursuant to BPC 2832.1, Interim permits are issued to applicants waiting for an exam and expire once the pass or fail result is received. They are not renewable.

*** Pursuant to BPC 2733, Temporary Licenses are issued during the time period an endorsement applicant is waiting for permanent RN licensure. Temporary Licenses are effective for six months and, although a Temporary License is not renewable, if a permanent RN license has not been issued within that time frame the Temporary License may be extended for an additional six months for a total of one year.

LICENSING POPULATION BY TYPE

TYPE	LICENSES/REGISTRATIONS/CERTIFICATES/PERMITS
CLINICAL NURSE SPECIALIST	3,209
CONTINUING EDUCATION PROVIDER	2,035
EMERGENCY REGISTERED NURSE TEMPORARY	0
INTERIM PERMIT	551
NURSE ANESTHETIST	3,069
NURSE MIDWIFE	1,427
NURSE MIDWIFE FURNISHING	1,143
NURSE PRACTITIONER	36,092
NURSE PRACTITIONER FURNISHING	32,780
PSYCHIATRIC MENTAL HEALTH	213
PUBLIC HEALTH NURSE	41,956
REGISTERED NURSE	524,129
REGISTERED NURSE TEMPORARY	2,134
TOTAL	648,738

RENEWAL AND CONTINUING EDUCATION (CE)

TYPE	FREQUENCY OF RENEWAL	NUMBER OF CE HOURS REQUIRED EACH CYCLE
CLINICAL NURSE SPECIALIST*	EVERY 2 YEARS	N/A
CONTINUING EDUCATION PROVIDER*	EVERY 2 YEARS	N/A
NURSE ANESTHETIST*	EVERY 2 YEARS	N/A
NURSE MIDWIFE*	EVERY 2 YEARS	N/A
NURSE MIDWIFE FURNISHING*	EVERY 2 YEARS	N/A
NURSE PRACTITIONER*	EVERY 2 YEARS	N/A
NURSE PRACTITIONER FURNISHING*	EVERY 2 YEARS	N/A
PSYCHIATRIC MENTAL HEALTH*	EVERY 2 YEARS	N/A
PUBLIC HEALTH NURSE*	EVERY 2 YEARS	N/A
REGISTERED NURSE	EVERY 2 YEARS	30

* There are no continuing education requirements for this license type.

EXAMINATION RESULTS

EXAMINATION TITLE	% PASS	% FAIL	TOTAL NUMBER OF CANDIDATES
NATIONAL COUNCIL LICENSURE EXAMINATION (NCLEX)	79	21	18,255

SUMMARY OF ENFORCEMENT ACTIVITY

COMPLAINTS—INTAKE

5,704	RECEIVED
22	CLOSED WITHOUT REFERRAL FOR INVESTIGATION
5,702	REFERRED FOR INVESTIGATION
18	PENDING

CONVICTION/ARREST NOTIFICATION COMPLAINTS

2,043	RECEIVED
2	CLOSED WITHOUT REFERRAL FOR INVESTIGATION
2,046	REFERRED FOR INVESTIGATION
3	PENDING

INVESTIGATIONS

7,748	OPENED
7,826	CLOSED
2,431	PENDING

ENFORCEMENT AGING—COMPLETED INTAKE AND INVESTIGATIONS

5,414	UP TO 90 DAYS
570	91 TO 180 DAYS
695	181 DAYS TO 1 YEAR
860	1 TO 2 YEARS
193	2 TO 3 YEARS
94	OVER 3 YEARS
5	AVERAGE NUMBER OF DAYS FROM RECEIPT OF COMPLAINT TO ASSIGNMENT OF INVESTIGATOR (START OF INVESTIGATION)
137	AVERAGE NUMBER OF DAYS FOR ALL INVESTIGATION OUTCOMES (FROM START OF INVESTIGATION TO REFERRAL FOR PROSECUTION OR CASE CLOSURE WITHOUT REFERRAL FOR PROSECUTION)
141	AVERAGE NUMBER OF DAYS FROM RECEIPT OF COMPLAINT TO REFERRAL FOR PROSECUTION OR CASE CLOSURE WITHOUT REFERRAL FOR PROSECUTION

BOARD OF REGISTERED NURSING

CITATIONS AND FINES	
5	ISSUED WITHOUT A FINE
144	ISSUED WITH A FINE
8	WITHDRAWN/DISMISSED/REDUCED
454	AVERAGE NUMBER OF DAYS TO ISSUE A CITATION AND FINE (FROM COMPLAINT RECEIPT/INSPECTION CONDUCTED TO CITATION ISSUED)

TOTAL AMOUNT OF FINES	
\$148,750.00	ASSESSED
\$2,875.00	WITHDRAWN/DISMISSED/REDUCED
\$163,805.00	COLLECTED

CRIMINAL/CIVIL ACTIONS	
34	REFERRALS FOR CRIMINAL/CIVIL ACTION
1	CRIMINAL ACTIONS FILED
0	CIVIL ACTIONS FILED

OFFICE OF THE ATTORNEY GENERAL/DISCIPLINARY ACTIONS	
1,323	CASES OPENED/INITIATED
935	CASES CLOSED
1,040	CASES PENDING

FORMAL ACTIONS FILED/WITHDRAWN/DISMISSED	
8	STATEMENT OF ISSUES FILED
740	ACCUSATIONS FILED
10	RESTRAINING/RESTRICTION/SUSPENSION ORDERS GRANTED
4	STATEMENT OF ISSUES WITHDRAWN/DISMISSED
29	ACCUSATIONS WITHDRAWN/DISMISSED
297	AVERAGE NUMBER OF DAYS FROM CLOSURE OF INVESTIGATION TO IMPOSING FORMAL DISCIPLINE

ADMINISTRATIVE OUTCOMES/FINAL ORDERS	
0	LICENSE APPLICATIONS DENIED
219	REVOCATION
116	SURRENDER OF LICENSE
6	PROBATION WITH SUSPENSION
3	SUSPENSION ONLY
199	PROBATION ONLY
13	PUBLIC REPRIMAND/PUBLIC REPROVAL/PUBLIC LETTER OF REPRIMAND
0	OTHER DECISIONS
556	TOTAL

ENFORCEMENT AGING—COMPLETED ATTORNEY GENERAL CASES	
250	UP TO 1 YEAR
282	1 TO 2 YEARS
256	2 TO 3 YEARS
147	OVER 3 YEARS
682	AVERAGE NUMBER OF DAYS TO IMPOSE DISCIPLINE

PROBATION	
223	PROBATIONS COMPLETED
1,015	PROBATIONERS PENDING (CLOSE OF FISCAL YEAR)

SUBSEQUENT DISCIPLINE	
47	PROBATIONS REVOKED
15	PROBATIONER'S LICENSE SURRENDERED
15	ADDITIONAL PROBATION ONLY
0	SUSPENSION ONLY ADDED
0	OTHER CONDITIONS ADDED ONLY
0	OTHER PROBATION OUTCOME

PETITION FOR MODIFICATION OR TERMINATION OF PROBATION	
143	GRANTED
18	DENIED

PETITION FOR REINSTATEMENT OF REVOKED LICENSE/REGISTRATION/CERTIFICATION	
48	GRANTED
14	DENIED

COST RECOVERY	
\$2,426,025.36	ORDERED
\$2,334,040.74	COLLECTED



RESPIRATORY CARE BOARD OF CALIFORNIA

Licenses and regulates respiratory care practitioners.

www.rcb.ca.gov

Staff: 16.4 civil servant positions, 1 exempt

Licenses, Registrations, Certificates, and Permits: 20,962

Board Membership: 4 public representatives, 4 licensees, 1 licensed physician and surgeon

Board Leadership:

Stephanie Nunez	Christine Molina
<i>Executive Officer</i>	<i>Assistant Executive Officer</i>
stephanie.nunez@dca.ca.gov	christine.molina@dca.ca.gov

Laws and Regulations:

Business and Professions Code section 3700–3779

California Code of Regulations, title 16, section 1399.300–1399.395

Sunset Review:

Last review: 2022 | Next review: 2026

BOARD HIGHLIGHTS

RECIPROCITY

Pursuant to Business and Professions Code section 3735, the Board recognizes and accepts the National Board for Respiratory Care’s registered respiratory therapist credential in lieu of passage of the state licensing examinations. However, education requirements must also be met and background checks performed prior to license issuance. Further, verification of licensure, including discipline history, is required from each state where the applicant has been licensed.

ACCOMPLISHMENTS

Strategic Plan

In March 2023, the Board approved its 2023–27 Strategic Plan. Board members and staff are working toward the following goals:

- Enhance organizational effectiveness and improve processes and the quality of customer service in all programs.
- Ensure initial and continuous competency requirements, commensurate with education, practice standards, and needs, are met by all licensed respiratory care practitioners.
- Protect consumers by preventing violations and effectively enforcing laws and regulations when violations occur.

RESPIRATORY CARE BOARD OF CALIFORNIA

Important Public Meetings

To ensure education requirements meet the demand of the respiratory care field, the Professional Qualifications Committee continued its efforts to determine the need to develop an action plan to incorporate a baccalaureate degree provision in the Respiratory Care Practice Act. As part of its efforts, the committee held focus group sessions in March 2023 to explore how respiratory care professionals perceive educational preparation as it correlates to the required standard of care for California's respiratory care consumers. Participants included educators, department leaders, specialty practitioners, and representatives from professional organizations.

To implement provisions of Senate Bill 1436 (Roth, Chapter 624, Statutes of 2022), the Board held a stakeholder meeting in January 2023 to identify respiratory tasks and services currently being provided in the homecare setting and to gather input and discuss training guidelines to be established in the interest of safe patient care.

Communications and Outreach

In support of the Strategic Plan Administration goal to educate licensees about the Board's actions and organizational strategies to better understand roles, rules, regulations, and processes as appropriate, the Board replaced the publication of its annual newsletter with triannual e-bulletins aimed at engaging more frequently with stakeholders.

Technological Advancements

In support of the Strategic Plan Enforcement goal to move processes online to increase efficiency and the goal to review and streamline complaint intake methods to increase efficiency and customer satisfaction, the Board's Enforcement Program including the complaint intake process, is now paperless. This means faster response times by eliminating mail delivery time and allows for efficient case processing under the current hybrid work model.

Updates to Licensing

As a means of reducing and detecting the unlicensed practice of respiratory care, Board staff reengineered the applicant work permit process in early 2023 to ensure communication with employers throughout the application process.

NEW LEGISLATION

There was no enacted legislation solely related to the Board.

LICENSE REQUIREMENTS*

LICENSE REQUIREMENTS	Y/N
CONTINUING EDUCATION/COMPETENCY	Y
DEGREE/PROFESSIONAL SCHOOLING	Y
EXAMINATION	Y
FINGERPRINT REQUIREMENT	Y
QUALIFYING EXPERIENCE (MAY INCLUDE EDUCATION)	Y

* Refer to the laws and regulations for details.

FEES*

LICENSE TYPE	ACTUAL FEE	STATUTORY LIMIT
APPLICATION FEE	\$300.00	\$300.00
EXAMINATION FEE	\$190.00–\$390.00	ACTUAL COST
RENEWAL FEE	\$330.00	\$330.00

* Additional fees may be required. Refer to the laws and regulations for details.

SUMMARY OF LICENSING ACTIVITY

INITIAL LICENSES/REGISTRATIONS/CERTIFICATES/PERMITS*			
TYPE	APPLICATIONS RECEIVED	ISSUED	RENEWED
RESPIRATORY CARE PRACTITIONER LICENSE	1,695	1,091	10,031
TOTAL	1,695	1,091	10,031

LICENSING POPULATION BY TYPE	
TYPE	LICENSES/REGISTRATIONS/CERTIFICATIONS/PERMITS
RESPIRATORY CARE PRACTITIONER	20,962
TOTAL	20,962

RENEWAL AND CONTINUING EDUCATION (CE)		
TYPE	FREQUENCY OF RENEWAL	NUMBER OF CE HOURS REQUIRED EACH CYCLE
RESPIRATORY CARE PRACTITIONER	EVERY 2 YEARS	30

RESPIRATORY CARE BOARD OF CALIFORNIA

EXAMINATION RESULTS

EXAMINATION TITLE	% PASS	% FAIL	TOTAL NUMBER OF CANDIDATES
CLINICAL SIMULATION EXAMINATION	69	31	1,009
THERAPIST MULTIPLE CHOICE EXAMINATION	68	32	1,171

SUMMARY OF ENFORCEMENT ACTIVITY

COMPLAINTS—INTAKE

342	RECEIVED
38	CLOSED WITHOUT REFERRAL FOR INVESTIGATION
304	REFERRED FOR INVESTIGATION
0	PENDING

CONVICTION/ARREST NOTIFICATION COMPLAINTS

391	RECEIVED
4	CLOSED WITHOUT REFERRAL FOR INVESTIGATION
387	REFERRED FOR INVESTIGATION
0	PENDING

INVESTIGATIONS

691	OPENED
688	CLOSED
160	PENDING

ENFORCEMENT AGING—COMPLETED INTAKE AND INVESTIGATIONS

569	UP TO 90 DAYS
71	91 TO 180 DAYS
37	181 DAYS TO 1 YEAR
11	1 TO 2 YEARS
0	2 TO 3 YEARS
0	OVER 3 YEARS
1	AVERAGE NUMBER OF DAYS FROM RECEIPT OF COMPLAINT TO ASSIGNMENT OF INVESTIGATOR (START OF INVESTIGATION)
53	AVERAGE NUMBER OF DAYS FOR ALL INVESTIGATION OUTCOMES (FROM START OF INVESTIGATION TO REFERRAL FOR PROSECUTION OR CASE CLOSURE WITHOUT REFERRAL FOR PROSECUTION)
54	AVERAGE NUMBER OF DAYS FROM RECEIPT OF COMPLAINT TO REFERRAL FOR PROSECUTION OR CASE CLOSURE WITHOUT REFERRAL FOR PROSECUTION

CITATIONS AND FINES

0	ISSUED WITHOUT A FINE
50	ISSUED WITH A FINE
1	WITHDRAWN/DISMISSED/REDUCED
59	AVERAGE NUMBER OF DAYS TO ISSUE A CITATION AND FINE (FROM COMPLAINT RECEIPT/INSPECTION CONDUCTED TO CITATION ISSUED)

TOTAL AMOUNT OF FINES

\$55,910.00	ASSESSED
\$615.00	WITHDRAWN/DISMISSED/REDUCED
\$59,350.75	COLLECTED

CRIMINAL/CIVIL ACTIONS

0	REFERRALS FOR CRIMINAL/CIVIL ACTION
0	CRIMINAL ACTIONS FILED
0	CIVIL ACTIONS FILED

OFFICE OF THE ATTORNEY GENERAL/DISCIPLINARY ACTIONS

42	CASES OPENED/INITIATED
18	CASES CLOSED
33	CASES PENDING

FORMAL ACTIONS FILED/WITHDRAWN/DISMISSED

1	STATEMENT OF ISSUES FILED
25	ACCUSATIONS FILED
3	RESTRAINING/RESTRICTION/SUSPENSION ORDERS GRANTED
0	STATEMENT OF ISSUES WITHDRAWN/DISMISSED
1	ACCUSATIONS WITHDRAWN/DISMISSED
283	AVERAGE NUMBER OF DAYS FROM CLOSURE OF INVESTIGATION TO IMPOSING FORMAL DISCIPLINE

ADMINISTRATIVE OUTCOMES/FINAL ORDERS

0	LICENSE APPLICATIONS DENIED
5	REVOCATION
1	SURRENDER OF LICENSE
1	PROBATION WITH SUSPENSION
0	SUSPENSION ONLY

RESPIRATORY CARE BOARD OF CALIFORNIA

ADMINISTRATIVE OUTCOMES/FINAL ORDERS

11	PROBATION ONLY
0	PUBLIC REPRIMAND/PUBLIC REPROVAL/PUBLIC LETTER OF REPRIMAND
0	OTHER DECISIONS
18	TOTAL

ENFORCEMENT AGING—COMPLETED ATTORNEY GENERAL CASES

13	UP TO 1 YEAR
5	1 TO 2 YEARS
0	2 TO 3 YEARS
0	OVER 3 YEARS
465	AVERAGE NUMBER OF DAYS TO IMPOSE DISCIPLINE

PROBATION

8	PROBATIONS COMPLETED
51	PROBATIONERS PENDING (CLOSE OF FISCAL YEAR)

SUBSEQUENT DISCIPLINE

2	PROBATIONS REVOKED
1	PROBATIONER'S LICENSE SURRENDERED
0	ADDITIONAL PROBATION ONLY
0	SUSPENSION ONLY ADDED
0	OTHER CONDITIONS ADDED ONLY
0	OTHER PROBATION OUTCOME

PETITION FOR MODIFICATION OR TERMINATION OF PROBATION

1	GRANTED
0	DENIED

PETITION FOR REINSTATEMENT OF REVOKED LICENSE/REGISTRATION/CERTIFICATION

5	GRANTED
0	DENIED

COST RECOVERY

\$162,498.75	ORDERED
\$185,159.15	COLLECTED



BUREAU OF SECURITY AND INVESTIGATIVE SERVICES

Licenses and regulates security guards, proprietary private security employers and officers, private investigators, alarm companies and employees, locksmith companies and locksmiths, private patrol operators, and repossession agencies and their employees.

The Bureau also has jurisdiction over firearm and baton training facilities and their instructors.

www.bsis.ca.gov

Staff: 77.9 civil servant positions, 1 exempt

Licenses, Registrations, Certificates, and Permits: 434,088

Advisory Committee Membership:
6 public representatives, 7 industry representatives

Bureau Leadership:

Lynne Jensen <i>Chief</i> lynne.jensen@dca.ca.gov	Samuel Stodolski <i>Assistant Chief</i> samuel.stodolski@dca.ca.gov
--	--

Laws and Regulations:

Business and Professions Code section 6980–6981;
section 7500–7599.80

California Code of Regulations, title 16, section 600–645

Sunset Review:

Last review: 2019 | Next review: 2024

BUREAU HIGHLIGHTS

RECIPROCITY

The Board does not have reciprocity.

ACCOMPLISHMENTS

Consumer Protection

The Bureau implemented several key provisions from Assembly Bill (AB) 2515 (Holden, Chapter 287, Statutes of 2022). Beginning January 1, 2023, the Bureau began requiring all proprietary security companies to submit to the Bureau, within seven business days, a notice of any altercation involving a proprietary guard and a member of the public. Under AB 2515, all California proprietary security companies are also subject to enhanced enforcement provisions and are subject to the same rigorous enforcement oversight as private patrol operators.

The Bureau, in conjunction with industry stakeholders, drafted extensive regulations updating the use of force and de-escalation policies for all security guards and firearm permit holders. AB 229 (Holden, Chapter 697, Statutes of 2021) required the Bureau to overhaul and modernize its training on use of force and de-escalation and to update this training as best practices become available. The new regulations will go into effect on January 1, 2024.

The Bureau finalized and published its 2022–2026 Strategic Plan report after extensive outreach with consumers and stakeholders.

BUREAU OF SECURITY AND INVESTIGATIVE SERVICES

The Bureau's complaint resolution staff negotiated nearly \$100,000 in savings on behalf of California consumers. Bureau staff assisted 102 consumers in reaching a mutually acceptable resolution on consumer complaints filed against alarm companies, locksmiths, private investigators, repossessioners, training facilities, private security companies, and security guards.

Communications and Outreach

The Bureau added a category to its weekly "Licenses Suspended and/or Revoked" email sent to subscribers, adding for the first time a category for private patrol operators who have had their license suspended for lack of maintaining liability insurance.

Bureau enforcement staff partnered with multiple stakeholders, including other government agencies and local law enforcement, to conduct outreach and participate in various enforcement operations across the state. The Bureau worked with the San Diego Police Department, U.S. Department of Labor, California Department of Insurance, Orange County District Attorney's Office, Fullerton Police Department, and California Department of Alcohol and Beverage Control to educate other state and local regulators and law enforcement on license requirements and violations under the Bureau's jurisdiction.

The Bureau also conducted a robust stakeholder engagement process. Bureau leadership attended and answered questions at seminars, coffee chats, industry board meetings, and conferences including the California Association of Licensed Security Agencies, Guards and Associates; the California Association of Licensed Investigators Annual Legislative Day; and the California Alarm Association's Winter Conference.

Bureau staff also attended job fairs in the Sacramento area to promote employment at BSIS.

Updates to Licensing

The Bureau met its licensing performance measures (application processing times) during the entire year. The Bureau has reduced its carbon footprint and increased communication to licensees by sending email notices when licenses are eligible for renewal. Additionally, a reminder postcard instead of a coupon book was issued to all individual license types. The change reduced costs, increased participation rates of licensees renewing online rather than by mail, and resulted in faster processing times.

NEW LEGISLATION

AB 1244 (Holden, Chapter 571, Statutes of 2023)

requires qualified managers of private investigators and private patrol operators to be licensed as a qualified manager, as specified. The new license requirement will be delayed until January 1, 2025, to provide time for implementation. Private investigators will not need a qualified manager license if they are only serving as a qualified manager for their own license.

LICENSE REQUIREMENTS*

LICENSE REQUIREMENTS	Y/N
CONTINUING EDUCATION/COMPETENCY	Y
DEGREE/PROFESSIONAL SCHOOLING	Y
EXAMINATION	Y
FINGERPRINT REQUIREMENT	Y
QUALIFYING EXPERIENCE (MAY INCLUDE EDUCATION)	Y

* Applicable to specific license types. Refer to the laws and regulations for details.

FEES*

LICENSE TYPE	ACTUAL FEE	STATUTORY LIMIT
LOCKSMITH COMPANY OPERATOR		
INITIAL APPLICATION FEE	\$250.00	\$275.00
INITIAL LICENSE FEE	\$250.00	\$275.00
TOTAL INITIAL LICENSE FEE	\$500.00	\$550.00
RENEWAL FEE	\$500.00	\$550.00
LOCKSMITH COMPANY BRANCH OFFICE		
INITIAL APPLICATION FEE	\$250.00	\$275.00
RENEWAL FEE	\$150.00	\$165.00
LOCKSMITH EMPLOYEE		
INITIAL APPLICATION FEE	\$55.00	\$60.00
RENEWAL FEE	\$40.00	\$44.00
PRIVATE INVESTIGATOR		
INITIAL APPLICATION FEE	\$340.00	\$374.00
INITIAL LICENSE FEE	\$385.00	\$424.00
TOTAL INITIAL LICENSE FEE	\$725.00	\$798.00
RENEWAL FEE	\$265.00	\$292.00
PRIVATE INVESTIGATOR BRANCH OFFICE		
INITIAL APPLICATION FEE	\$90.00	\$99.00
RENEWAL FEE	\$65.00	\$72.00

BUREAU OF SECURITY AND INVESTIGATIVE SERVICES

LICENSE TYPE	ACTUAL FEE	STATUTORY LIMIT
PRIVATE PATROL OPERATOR		
INITIAL APPLICATION AND EXAMINATION FEE	\$550.00	\$605.00
INITIAL LICENSE FEE	\$770.00	\$847.00
TOTAL INITIAL LICENSE FEE	\$1,320.00	\$1,452.00
RENEWAL FEE	\$900.00	\$990.00
BRANCH OFFICE/INITIAL BRANCH FEE	\$250.00	\$275.00
BRANCH OFFICE/RENEWAL FEE	\$150.00	\$165.00
SECURITY GUARD		
INITIAL APPLICATION FEE	\$55.00	\$60.00
RENEWAL FEE	\$40.00	\$44.00
FIREARM PERMIT		
INITIAL APPLICATION	\$100.00	\$110.00
RENEWAL FEE	\$80.00	\$88.00
TRAINING FACILITY FIREARM INSTRUCTOR		
INITIAL APPLICATION FEE	\$350.00	\$385.00
RENEWAL FEE	\$300.00	\$330.00
TRAINING FACILITY FIREARM		
INITIAL APPLICATION FEE	\$800.00	\$880.00
RENEWAL FEE	\$750.00	\$825.00
BATON PERMIT		
INITIAL APPLICATION FEE	\$60.00	\$66.00
RENEWAL FEE	N/A	N/A
TRAINING FACILITY BATON INSTRUCTOR		
INITIAL APPLICATION FEE	\$350.00	\$385.00
RENEWAL FEE	\$275.00	\$303.00
TRAINING FACILITY BATON		
INITIAL APPLICATION FEE	\$700.00	\$770.00
RENEWAL FEE	\$550.00	\$605.00
PROPRIETARY PRIVATE SECURITY OFFICER EMPLOYER		
INITIAL APPLICATION FEE	\$350.00	\$385.00
RENEWAL FEE	\$350.00	\$385.00
PROPRIETARY PRIVATE SECURITY OFFICER		
INITIAL APPLICATION FEE	\$55.00	\$60.00
RENEWAL FEE	\$40.00	\$44.00
ALARM COMPANY OPERATOR		
INITIAL APPLICATION FEE	\$370.00	\$407.00
INITIAL LICENSE FEE	\$600.00	\$660.00
TOTAL LICENSE FEE	\$970.00	\$1,067.00
RENEWAL FEE	\$750.00	\$825.00

LICENSE TYPE	ACTUAL FEE	STATUTORY LIMIT
ALARM COMPANY OPERATOR QUALIFIED MANAGER		
INITIAL APPLICATION AND EXAMINATION FEE	\$350.00	\$385.00
RENEWAL FEE	\$225.00	\$248.00
ALARM COMPANY BRANCH		
INITIAL APPLICATION FEE	\$250.00	\$275.00
RENEWAL FEE	\$150.00	\$165.00
ALARM COMPANY EMPLOYEE		
INITIAL APPLICATION FEE	\$55.00	\$60.00
RENEWAL FEE	\$40.00	\$44.00
REPOSSESSION AGENCY		
INITIAL LICENSE FEE	\$970.00	\$1,067.00
RENEWAL FEE	\$750.00	\$825.00
REPOSSESSION AGENCY QUALIFIED MANAGER		
INITIAL APPLICATION AND EXAMINATION FEE	\$350.00	\$385.00
RENEWAL FEE	\$225.00	\$248.00
REPOSSESSION AGENCY EMPLOYEE		
INITIAL APPLICATION FEE	\$75.00	\$82.00
RENEWAL (FIRST RENEWAL AFTER 1 YEAR, THEN EVERY 2 YEARS)	\$40.00	\$44.00

* Additional fees may be required. Refer to the laws and regulations for details.

SUMMARY OF LICENSING ACTIVITY

INITIAL LICENSES/REGISTRATIONS/CERTIFICATES/PERMITS			
TYPE	APPLICATIONS RECEIVED	ISSUED	RENEWED
ALARM COMPANY BRANCH CERTIFICATE	13	12	99
ALARM COMPANY EMPLOYEE REGISTRATION	3,698	3,260	3,988
ALARM COMPANY OPERATOR LICENSE	156	46	726
ALARM COMPANY QUALIFIED MANAGER CERTIFICATE	121	47	759
BATON PERMIT*	3,735	3,697	N/A
FIREARM PERMIT	8,830	7,522	13,467
LOCKSMITH COMPANY BRANCH OFFICE CERTIFICATE	6	6	15
LOCKSMITH EMPLOYEE REGISTRATION	330	270	684
LOCKSMITH COMPANY OPERATOR LICENSE	290	227	901

BUREAU OF SECURITY AND INVESTIGATIVE SERVICES

INITIAL LICENSES/REGISTRATIONS/CERTIFICATES/PERMITS			
TYPE	APPLICATIONS RECEIVED	ISSUED	RENEWED
PRIVATE INVESTIGATOR LICENSE	387	196	3,275
PRIVATE INVESTIGATOR BRANCH CERTIFICATE	19	10	76
PRIVATE PATROL OPERATOR LICENSE	765	333	1,218
PRIVATE PATROL OPERATOR BRANCH CERTIFICATE	145	72	172
PROPRIETARY PRIVATE SECURITY OFFICER REGISTRATION	3,776	2,740	1,375
PROPRIETARY PRIVATE SECURITY OFFICER EMPLOYER REGISTRATION	220	89	256
REPOSSESSION AGENCY LICENSE	26	12	103
REPOSSESSION AGENCY EMPLOYEE LICENSE	193	150	154
REPOSSESSION AGENCY QUALIFIED MANAGER CERTIFICATE	45	6	119
SECURITY GUARD REGISTRATION	81,999	70,910	92,679
TRAINING FACILITY BATON CERTIFICATE	24	9	69
TRAINING FACILITY FIREARM CERTIFICATE	30	16	146
TRAINING FACILITY BATON INSTRUCTOR CERTIFICATE	28	21	76
TRAINING FACILITY FIREARM INSTRUCTOR CERTIFICATE	73	49	241
TOTAL	104,909	89,700	120,598

* Baton permits are not subject to renewal.

LICENSING POPULATION BY TYPE	
TYPE	LICENSES/REGISTRATIONS/CERTIFICATES/PERMITS
ALARM COMPANY BRANCH	238
ALARM COMPANY EMPLOYEE	14,713
ALARM COMPANY OPERATOR	1,585
ALARM COMPANY QUALIFIED MANAGER	1,666
BATON PERMIT	36,717
FIREARM PERMIT	41,299
LOCKSMITH COMPANY	2,181
LOCKSMITH COMPANY BRANCH	45
LOCKSMITH EMPLOYEE	1,907
PRIVATE INVESTIGATOR	6,960

LICENSING POPULATION BY TYPE	
TYPE	LICENSES/REGISTRATIONS/CERTIFICATES/PERMITS
PRIVATE INVESTIGATOR BRANCH	150
PRIVATE PATROL OPERATOR	2,790
PRIVATE PATROL OPERATOR BRANCH	401
PROPRIETARY PRIVATE SECURITY OFFICER	7,896
PROPRIETARY PRIVATE SECURITY OFFICER EMPLOYER	630
REPOSSESSION AGENCY	214
REPOSSESSION AGENCY EMPLOYEE	438
REPOSSESSION AGENCY QUALIFIED MANAGER	222
SECURITY GUARD	312,743
TRAINING FACILITY BATON	156
TRAINING FACILITY FIREARM	320
TRAINING FACILITY BATON INSTRUCTOR	203
TRAINING FACILITY FIREARM INSTRUCTOR	614
TOTAL	434,088

RENEWAL AND CONTINUING EDUCATION (CE)		
TYPE	FREQUENCY OF RENEWAL	NUMBER OF CE HOURS REQUIRED EACH CYCLE
ALARM COMPANY BRANCH***	EVERY 2 YEARS	N/A
ALARM COMPANY EMPLOYEE***	EVERY 2 YEARS	N/A
ALARM COMPANY OPERATOR***	EVERY 2 YEARS	N/A
ALARM COMPANY QUALIFIED MANAGER***	EVERY 2 YEARS	N/A
FIREARM PERMIT*	EVERY 2 YEARS	8
LOCKSMITH COMPANY***	EVERY 2 YEARS	N/A
LOCKSMITH COMPANY BRANCH***	EVERY 2 YEARS	N/A
LOCKSMITH EMPLOYEE***	EVERY 2 YEARS	N/A
PRIVATE INVESTIGATOR***	EVERY 2 YEARS	N/A
PRIVATE INVESTIGATOR BRANCH***	EVERY 2 YEARS	N/A
PRIVATE PATROL OPERATOR***	EVERY 2 YEARS	N/A
PRIVATE PATROL OPERATOR BRANCH***	EVERY 2 YEARS	N/A
PROPRIETARY PRIVATE SECURITY OFFICER	EVERY 2 YEARS	4
PROPRIETARY PRIVATE SECURITY OFFICER EMPLOYER***	EVERY 2 YEARS	N/A
REPOSSESSION AGENCY**	EVERY 2 YEARS	N/A***
REPOSSESSION AGENCY EMPLOYEE**	EVERY 2 YEARS	N/A***

BUREAU OF SECURITY AND INVESTIGATIVE SERVICES

RENEWAL AND CONTINUING EDUCATION (CE)

TYPE	FREQUENCY OF RENEWAL	NUMBER OF CE HOURS REQUIRED EACH CYCLE
REPOSSESSION AGENCY QUALIFIED MANAGER**	EVERY 2 YEARS	N/A***
SECURITY GUARD	EVERY 2 YEARS	16
TRAINING FACILITY BATON***	EVERY 2 YEARS	N/A
TRAINING FACILITY FIREARM***	EVERY 2 YEARS	N/A
TRAINING FACILITY BATON INSTRUCTOR***	EVERY 2 YEARS	N/A
TRAINING FACILITY FIREARM INSTRUCTOR***	EVERY 2 YEARS	N/A

* Includes four range qualifications and eight hours of continuing education.

** Initial renewal frequency is one year; thereafter, renewal is every two years.

*** There are no continuing education requirements for this license type.

EXAMINATION RESULTS

EXAMINATION TITLE	% PASS	% FAIL	TOTAL NUMBER OF CANDIDATES
ALARM COMPANY OPERATOR QUALIFIED MANAGER EXAMINATION	49	51	84
FIREARMS PERMIT ASSESSMENT EXAMINATION	86	14	11,651
PRIVATE INVESTIGATOR EXAMINATION	63	37	273
PRIVATE PATROL OPERATOR EXAMINATION	49	51	596
REPOSSESSION AGENCY QUALIFIED MANAGER EXAMINATION	44	56	16

SUMMARY OF ENFORCEMENT ACTIVITY

COMPLAINTS—INTAKE

3,286	RECEIVED
556	CLOSED WITHOUT REFERRAL FOR INVESTIGATION
2,732	REFERRED FOR INVESTIGATION
23	PENDING

CONVICTION/ARREST NOTIFICATION COMPLAINTS

23,809	RECEIVED
19,769	CLOSED WITHOUT REFERRAL FOR INVESTIGATION
4,040	REFERRED FOR INVESTIGATION
107	PENDING

INSPECTIONS

158	CONDUCTED
15	CITATIONS ISSUED

INVESTIGATIONS

6,772	OPENED
7,369	CLOSED
2,789	PENDING

ENFORCEMENT AGING—COMPLETED INTAKE AND INVESTIGATIONS

5,074	UP TO 90 DAYS
1,149	91 TO 180 DAYS
822	181 DAYS TO 1 YEAR
298	1 TO 2 YEARS
22	2 TO 3 YEARS
4	OVER 3 YEARS
2	AVERAGE NUMBER OF DAYS FROM RECEIPT OF COMPLAINT TO ASSIGNMENT OF INVESTIGATOR (START OF INVESTIGATION)
92	AVERAGE NUMBER OF DAYS FOR ALL INVESTIGATION OUTCOMES (FROM START OF INVESTIGATION TO REFERRAL FOR PROSECUTION OR CASE CLOSURE WITHOUT REFERRAL FOR PROSECUTION)
93	AVERAGE NUMBER OF DAYS FROM RECEIPT OF COMPLAINT TO REFERRAL FOR PROSECUTION OR CASE CLOSURE WITHOUT REFERRAL FOR PROSECUTION

CITATIONS AND FINES

0	ISSUED WITHOUT A FINE
122	ISSUED WITH A FINE
1	WITHDRAWN/DISMISSED/REDUCED
265	AVERAGE NUMBER OF DAYS TO ISSUE A CITATION AND FINE (FROM COMPLAINT RECEIPT/INSPECTION CONDUCTED TO CITATION ISSUED)

TOTAL AMOUNT OF FINES

\$323,800.00	ASSESSED
\$5,600.00	WITHDRAWN/DISMISSED/REDUCED
\$130,600.00	COLLECTED

CRIMINAL/CIVIL ACTIONS

0	REFERRALS FOR CRIMINAL/CIVIL ACTION
0	CRIMINAL ACTIONS FILED
0	CIVIL ACTIONS FILED

OFFICE OF THE ATTORNEY GENERAL/DISCIPLINARY ACTIONS

91	CASES OPENED/INITIATED
92	CASES CLOSED
140	CASES PENDING

BUREAU OF SECURITY AND INVESTIGATIVE SERVICES

ENFORCEMENT AGING—COMPLETED ATTORNEY GENERAL CASES	
19	UP TO 1 YEAR
60	1 TO 2 YEARS
7	2 TO 3 YEARS
6	OVER 3 YEARS
577	AVERAGE NUMBER OF DAYS TO IMPOSE DISCIPLINE

FORMAL ACTIONS FILED/WITHDRAWN/DISMISSED	
22	STATEMENT OF ISSUES FILED
30	ACCUSATIONS FILED
8	RESTRAINING/RESTRICTION/SUSPENSION ORDERS GRANTED
13	STATEMENT OF ISSUES WITHDRAWN/DISMISSED
4	ACCUSATIONS WITHDRAWN/DISMISSED
383	AVERAGE NUMBER OF DAYS FROM CLOSURE OF INVESTIGATION TO IMPOSING FORMAL DISCIPLINE

ADMINISTRATIVE OUTCOMES/FINAL ORDERS	
2,707	LICENSE APPLICATIONS DENIED
69	REVOCATION
3	SURRENDER OF LICENSE
0	PROBATION WITH SUSPENSION
407	SUSPENSION ONLY
43	PROBATION ONLY
0	PUBLIC REPRIMAND/PUBLIC REPROVAL/PUBLIC LETTER OF REPRIMAND
3	OTHER DECISIONS
3,232	TOTAL

PROBATION	
6	PROBATIONS COMPLETED
45	PROBATIONERS PENDING (CLOSE OF FISCAL YEAR)

SUBSEQUENT DISCIPLINE	
2	PROBATIONS REVOKED
1	PROBATIONER'S LICENSE SURRENDERED
0	ADDITIONAL PROBATION ONLY
0	SUSPENSION ONLY ADDED
0	OTHER CONDITIONS ADDED ONLY
0	OTHER PROBATION OUTCOME

PETITION FOR MODIFICATION OR TERMINATION OF PROBATION	
0	GRANTED
0	DENIED

PETITION FOR REINSTATEMENT OF REVOKED LICENSE/REGISTRATION/CERTIFICATION	
2	GRANTED
0	DENIED

COST RECOVERY	
\$38,143.30	ORDERED
\$9,871.79	COLLECTED

RESTITUTION TO CONSUMERS/REFUNDS/SAVINGS	
\$0.00	RESTITUTION ORDERED
\$19,312.00	AMOUNT REFUNDED
\$7,507.00	REWORK AT NO CHARGE
\$69,405.00	ADJUSTMENTS/RETURNS/EXCHANGES
\$96,224.00	TOTAL SAVINGS ACHIEVED FOR CONSUMERS



SPEECH-LANGUAGE PATHOLOGY AND AUDIOLOGY AND HEARING AID DISPENSERS BOARD

Licenses and regulates speech-language pathology assistants, audiologists, and hearing aid dispensers.

www.speechandhearing.ca.gov

Staff: 12.6 civil servant positions, 1 exempt

Licenses, Registrations, Certificates, and Permits: 39,834

Board Membership: 3 public representatives, 6 licensees

Board Leadership:

Paul Sanchez	Cherise Burns
<i>Executive Officer</i>	<i>Assistant Executive Officer</i>
paul.sanchez@dca.ca.gov	cherise.burns@dca.ca.gov

Laws and Regulations:

Business and Professions Code section 2530–2539.14
California Code of Regulations, title 16, section 1399.100–1399.144

California Code of Regulations, title 16, section 1399.150–1399.199.14

Sunset Review:

Last review: 2022 | Next review: 2026

BOARD HIGHLIGHTS

RECIPROCITY

The Board does not have reciprocity.

ACCOMPLISHMENTS

Technological Advancements

In June 2023, the Board completed its Licensing Business Modernization Project, “Apply Simply!” This project included three releases of multiple application types for initial licensure and launching a new self-service application status lookup portal on the Board’s website. Starting in September 2022, the Board began launching online applications for licensure in three successive releases, with the last being launched in February 2023. In total, the Board launched 29 application workflows that support the various qualification methods and online payment for the Board’s 13 license types. The Board launched its new self-service application status lookup portal in June 2023, which allows applicants to enter their personal information and view items on their application that are deficient or still pending.

Altogether, this project created a more streamlined and user-friendly application process that can help improve application accuracy and reduce processing timeframes. The Board is pleased to report that—in just the four short months since the launch of all its online applications—the adoption rate for online applications was at 75%. This high adoption rate has significantly reduced the Board’s manual cashing and data entry workload related to initial applications for licensure.

SPEECH-LANGUAGE PATHOLOGY AND AUDIOLOGY AND HEARING AID DISPENSERS BOARD

Considering the size of the Board's staffing and resources, the project's success was a monumental task. This success was due to the combination of having a dedicated and flexible team of staff and external vendors, a structurally solid technology platform, and the willingness of all team members to work together for the best outcome for the Board. The Board was also able to make many time-saving processes and data system improvements and looks forward to being able to tackle an enforcement-related Business Modernization Project in the future.

Regulations

In fiscal year 2022–23, the Board was able to promulgate four regulatory packages through the formal rulemaking process with the Office of Administrative Law. These packages included updating the supervision requirements to include telesupervision for required professional experience temporary licenses, adopting the Uniform Standards for Substance Abusing Licensees, requiring that all licensees provide notice to consumers regarding their licensure under the Board, and updating the Board's address in regulations.

Structural Changes to Board Standing Committees

In February 2023, the Board reorganized its standing committees for hearing aid dispensing and hearing aid dispensers to better address quorum issues and realign the focus of these committees on issues related to the shared practice of fitting and selling hearing aids and the separate practice issues related only to hearing aid dispensers. This was made possible by changes to the Board's Practice Act obtained through the prior year's sunset bill, Assembly Bill 2686 (Berman, Chapter 415, Statutes of 2022).

NEW LEGISLATION

SB 612 (Ochoa Bogh, Chapter 620, Statutes of 2023)

clarifies that a licensed speech-language pathologist who has obtained written verification of competency to perform flexible fiber optic transnasal endoscopic procedures prior to January 1, 2023, are deemed to have met the current requirements to perform that procedure. This will relieve those licensees from having to reverify their competency.

LICENSE REQUIREMENTS*

LICENSE REQUIREMENTS	Y/N
CONTINUING EDUCATION/COMPETENCY	Y
DEGREE/PROFESSIONAL SCHOOLING	Y
EXAMINATION	Y
FINGERPRINT REQUIREMENT	Y
QUALIFYING EXPERIENCE (MAY INCLUDE EDUCATION)	Y

* Applicable to specific license types. Refer to the laws and regulations for details.

FEES*

LICENSE TYPE	ACTUAL FEE	STATUTORY LIMIT
AIDE (AUDIOLOGY OR SPEECH-LANGUAGE PATHOLOGY)	\$30.00	\$30.00
AUDIOLOGIST		
INITIAL APPLICATION AND LICENSE	\$150.00	\$150.00
RENEWAL	\$110.00	\$150.00
REQUIRED PROFESSIONAL EXPERIENCE TEMPORARY LICENSE		
EXTENSION APPLICATION	\$35.00	\$35.00
INITIAL APPLICATION AND TEMPORARY LICENSE	\$35.00	\$35.00
SPEECH-LANGUAGE PATHOLOGIST		
INITIAL APPLICATION AND LICENSE	\$150.00	\$150.00
RENEWAL	\$50.00	\$150.00
SPEECH-LANGUAGE PATHOLOGY ASSISTANT		
INITIAL APPLICATION AND REGISTRATION	\$100.00	\$100.00
RENEWAL	\$75.00	\$150.00
BRANCH LICENSE		
INITIAL APPLICATION	\$25.00	\$25.00
RENEWAL	\$25.00	\$25.00
DISPENSING AUDIOLOGIST		
INITIAL APPLICATION AND LICENSE	\$280.00	\$280.00
RENEWAL	\$280.00	\$280.00
HEARING AID DISPENSER		
INITIAL APPLICATION	\$75.00	\$75.00
RENEWAL	\$280.00	\$280.00
TEMPORARY LICENSE (INITIAL APPLICATION)	\$175.00	\$175.00
WRITTEN EXAMINATION FEE	\$225.00	ACTUAL COST

SPEECH-LANGUAGE PATHOLOGY AND AUDIOLOGY AND HEARING AID DISPENSERS BOARD

LICENSE TYPE	ACTUAL FEE	STATUTORY LIMIT
PRACTICAL EXAMINATION FEE	\$500.00	ACTUAL COST
HEARING AID DISPENSER TRAINEE		
INITIAL APPLICATION	\$175.00	\$175.00
RENEWAL—MAY BE RENEWED TWICE	\$100.00	\$100.00
CONTINUING EDUCATION COURSE		
APPROVAL	\$50.00	\$50.00
CONTINUING PROFESSIONAL DEVELOPMENT		
PROVIDER	\$200.00	\$200.00
RENEWAL FEE	\$200.00	\$200.00

* Additional fees may be required. Refer to the laws and regulations for details.

SUMMARY OF LICENSING ACTIVITY

INITIAL LICENSES/REGISTRATIONS/CERTIFICATES/PERMITS*			
TYPE	APPLICATIONS RECEIVED	ISSUED	RENEWED
AIDE REGISTRATION	84	52	N/A
AUDIOLOGIST LICENSE	114	50	228
AUDIOLOGIST TEMPORARY-LICENSED IN ANOTHER STATE	2	1	N/A
BRANCH LICENSE	183	213	476
DISPENSING AUDIOLOGIST LICENSE	37	37	1,126
HEARING AID DISPENSER LICENSE	50	50	1,031
HEARING AID DISPENSER TEMPORARY-LICENSED IN ANOTHER STATE	15	7	N/A
HEARING AID DISPENSER TRAINEE TEMPORARY LICENSE	170	142	206
PROFESSIONAL DEVELOPMENT PROVIDER LICENSE	12	11	54
REQUIRED PROFESSIONAL EXPERIENCE TEMPORARY LICENSE	1,512	1,089	N/A
SPEECH-LANGUAGE PATHOLOGIST LICENSE	2,396	1,665	9,227
SPEECH-LANGUAGE PATHOLOGY ASSISTANT REGISTRATION	871	639	1,992
SPEECH-LANGUAGE PATHOLOGIST TEMPORARY-LICENSED IN ANOTHER STATE	4	1	N/A
TOTAL	5,450	3,957	14,340

LICENSING POPULATION BY TYPE	
TYPE	LICENSES/REGISTRATIONS/CERTIFICATES/PERMITS
AIDE	310
AUDIOLOGIST	840
AUDIOLOGIST TEMPORARY-LICENSED IN ANOTHER STATE	7
BRANCH	1,267
DISPENSING AUDIOLOGIST	1,453
HEARING AID DISPENSER	1,399
HEARING AID DISPENSER TEMPORARY-LICENSED IN ANOTHER STATE	59
HEARING AID DISPENSER TRAINEE TEMPORARY	297
PROFESSIONAL DEVELOPMENT PROVIDER	141
REQUIRED PROFESSIONAL EXPERIENCE TEMPORARY	1,871
SPEECH-LANGUAGE PATHOLOGIST	25,929
SPEECH-LANGUAGE PATHOLOGY ASSISTANT	6,260
SPEECH-LANGUAGE PATHOLOGIST TEMPORARY-LICENSED IN ANOTHER STATE	1
TOTAL	39,834

RENEWAL AND CONTINUING EDUCATION (CE)		
TYPE	FREQUENCY OF RENEWAL	NUMBER OF CE HOURS REQUIRED EACH CYCLE
AUDIOLOGIST	EVERY 2 YEARS	24
BRANCH*	EVERY YEAR	N/A
DISPENSING AUDIOLOGIST	EVERY YEAR	12
HEARING AID DISPENSER	EVERY YEAR	12
HEARING AID DISPENSER TRAINEE TEMPORARY*	MAX. TWICE, 6 MONTHS EACH	N/A
PROFESSIONAL DEVELOPMENT PROVIDER*	EVERY 2 YEARS	N/A
SPEECH-LANGUAGE PATHOLOGIST	EVERY 2 YEARS	24
SPEECH-LANGUAGE PATHOLOGY ASSISTANT	EVERY 2 YEARS	12

* There are no continuing education requirements for this license type.

SPEECH-LANGUAGE PATHOLOGY AND AUDIOLOGY AND HEARING AID DISPENSERS BOARD

EXAMINATION RESULTS			
EXAMINATION TITLE	% PASS	% FAIL	TOTAL NUMBER OF CANDIDATES
HEARING AID DISPENSERS PRACTICAL EXAMINATION	57	43	150
HEARING AID DISPENSERS WRITTEN EXAMINATION	57	43	249

SUMMARY OF ENFORCEMENT ACTIVITY

COMPLAINTS—INTAKE	
89	RECEIVED
0	CLOSED WITHOUT REFERRAL FOR INVESTIGATION
91	REFERRED FOR INVESTIGATION
0	PENDING

CONVICTION/ARREST NOTIFICATION COMPLAINTS	
60	RECEIVED
0	CLOSED WITHOUT REFERRAL FOR INVESTIGATION
60	REFERRED FOR INVESTIGATION
0	PENDING

INSPECTIONS	
N/A	CONDUCTED
N/A	CITATIONS ISSUED

INVESTIGATIONS	
151	OPENED
144	CLOSED
131	PENDING

ENFORCEMENT AGING—COMPLETED INTAKE AND INVESTIGATIONS	
55	UP TO 90 DAYS
21	91 TO 180 DAYS
22	181 DAYS TO 1 YEAR
21	1 TO 2 YEARS
19	2 TO 3 YEARS
6	OVER 3 YEARS
4	AVERAGE NUMBER OF DAYS FROM RECEIPT OF COMPLAINT TO ASSIGNMENT OF INVESTIGATOR (START OF INVESTIGATION)

ENFORCEMENT AGING—COMPLETED INTAKE AND INVESTIGATIONS	
289	AVERAGE NUMBER OF DAYS FOR ALL INVESTIGATION OUTCOMES (FROM START OF INVESTIGATION TO REFERRAL FOR PROSECUTION OR CASE CLOSURE WITHOUT REFERRAL FOR PROSECUTION)
320	AVERAGE NUMBER OF DAYS FROM RECEIPT OF COMPLAINT TO REFERRAL FOR PROSECUTION OR CASE CLOSURE WITHOUT REFERRAL FOR PROSECUTION

CITATIONS AND FINES	
1	ISSUED WITHOUT A FINE
5	ISSUED WITH A FINE
0	WITHDRAWN/DISMISSED/REDUCED
569	AVERAGE NUMBER OF DAYS TO ISSUE A CITATION AND FINE (FROM COMPLAINT RECEIPT/INSPECTION CONDUCTED TO CITATION ISSUED)

TOTAL AMOUNT OF FINES	
\$9,900.00	ASSESSED
\$0.00	WITHDRAWN/DISMISSED/REDUCED
\$3,800.00	COLLECTED

CRIMINAL/CIVIL ACTIONS	
0	REFERRALS FOR CRIMINAL/CIVIL ACTION
0	CRIMINAL ACTIONS FILED
0	CIVIL ACTIONS FILED

OFFICE OF THE ATTORNEY GENERAL/DISCIPLINARY ACTIONS	
2	CASES OPENED/INITIATED
7	CASES CLOSED
2	CASES PENDING

FORMAL ACTIONS FILED/WITHDRAWN/DISMISSED	
0	STATEMENT OF ISSUES FILED
1	ACCUSATIONS FILED
0	RESTRAINING/RESTRICTION/SUSPENSION ORDERS GRANTED
0	STATEMENT OF ISSUES WITHDRAWN/DISMISSED
3	ACCUSATIONS WITHDRAWN/DISMISSED
340	AVERAGE NUMBER OF DAYS FROM CLOSURE OF INVESTIGATION TO IMPOSING FORMAL DISCIPLINE

SPEECH-LANGUAGE PATHOLOGY AND AUDIOLOGY AND HEARING AID DISPENSERS BOARD

ADMINISTRATIVE OUTCOMES/FINAL ORDERS	
2	LICENSE APPLICATIONS DENIED
0	REVOCATION
0	SURRENDER OF LICENSE
0	PROBATION WITH SUSPENSION
0	SUSPENSION ONLY
4	PROBATION ONLY
1	PUBLIC REPRIMAND/PUBLIC REPROVAL/PUBLIC LETTER OF REPRIMAND
0	OTHER DECISIONS
7	TOTAL

ENFORCEMENT AGING—COMPLETED ATTORNEY GENERAL CASES	
2	UP TO 1 YEAR
0	1 TO 2 YEARS
3	2 TO 3 YEARS
2	OVER 3 YEARS
829	AVERAGE NUMBER OF DAYS TO IMPOSE DISCIPLINE

PROBATION	
1	PROBATIONS COMPLETED
22	PROBATIONERS PENDING (CLOSE OF FISCAL YEAR)

SUBSEQUENT DISCIPLINE	
1	PROBATIONS REVOKED
0	PROBATIONER'S LICENSE SURRENDERED
0	ADDITIONAL PROBATION ONLY
0	SUSPENSION ONLY ADDED
0	OTHER CONDITIONS ADDED ONLY
0	OTHER PROBATION OUTCOME

PETITION FOR MODIFICATION OR TERMINATION OF PROBATION	
0	GRANTED
0	DENIED

PETITION FOR REINSTATEMENT OF REVOKED LICENSE/REGISTRATION/CERTIFICATION	
0	GRANTED
0	DENIED

COST RECOVERY	
\$19,810.00	ORDERED
\$22,876.02	COLLECTED



STRUCTURAL PEST CONTROL BOARD

Licenses and regulates fumigators, pest control companies, pest management professionals, and structural pesticide applicators.

www.pestboard.ca.gov

Staff: 30.5 civil servant positions, 1 exempt

Licenses, Registrations, Certificates, and Permits: 31,805

Board Membership: 4 public representatives, 3 licensees

Board Leadership:

Sophia Azar	Vacant
<i>Executive Officer</i>	<i>Assistant Executive Officer</i>
sophia.azar@dca.ca.gov	

Laws and Regulations:

Business and Professions Code section 8500–8697.4
California Code of Regulations, title 16, section 1900–1999.5

Sunset Review:

Last review: 2023 | Next review: 2027

BOARD HIGHLIGHTS

RECIPROCITY

The Board does not have reciprocity.

ACCOMPLISHMENTS

Strategic Plan

In October 2022, the Board adopted a new strategic plan to guide its efforts through 2028. The plan includes goals in five areas: licensing, examinations, and continuing education; enforcement; legislation, regulations, and policy; outreach and communication; and organizational effectiveness. As mentioned in the plan, the Board looks forward to increasing positive and proactive relationships with industry and partner agencies, aligning policy with federal core standards, attaining a sustainable revenue structure, and leveraging new technology to streamline processes. The 2023–28 Strategic Plan is available on the Board’s website.

Consumer Protection

In fiscal year 2022–23, the Board successfully facilitated nearly \$200,000 in savings to consumers due to complaints mediated by the Board.

Communications and Outreach

The Board officially rolled out its first-ever outreach program. The program uses several key components, including email communications, partnerships, live events/speaking engagements, social media, and newsletters. The program’s goal emphasizes collaboration by developing and maintaining synergetic relationships with consumers and all peripheral pest control industries.

STRUCTURAL PEST CONTROL BOARD

In collaboration with the California Department of Pesticide Regulation, the Board also successfully trained over 80 county agriculture employees through the Structural Pest Regulation Training in September 2022.

Studies Conducted

The Board concluded two research studies this year. The first study—“Diet and Colony Structure of Two Emerging Invasive Pest Ants”—conducted by Neil Tsutsui, Ph.D., at the University of California, Berkeley, began in October 2018 and concluded in February 2023. The goals were (1) to evaluate the efficacy of bait systems registered for use against subterranean termites in California at single-family homes throughout the state over the course of two years, and (2) determine the average time required for Western subterranean termites to find bait stations in California, considering distance to colony and installation season.

The second study—“Evaluation of Bait Station System Efficacy for Reduced-Risk Subterranean Termite Management in California”—was conducted by Andrew Sutherland, Ph.D., at University of California Agriculture and Natural Resources. This study began in October 2018 and concluded in August 2022. The goal was to develop important biological knowledge about two emerging pest ants, the brown rover ant and the Moorish sneaking ant.

Board Leadership

In August 2022, the Board appointed Sophia Azar as executive officer. Azar brings nearly 30 years of experience from various regulatory entities under the Department of Consumer Affairs and is dedicated to fulfilling the Board’s mission with an emphasis on accountability, consumer protection, professionalism, service, and transparency.

At the annual election held in October 2022, the Board elected Kyle Finley as president and Yessenia Anderson as vice president.

NEW LEGISLATION

AB 307 (Chen, Chapter 82, Statutes of 2023) extends the sunset date for the Structural Fumigation Program under the Department of Pesticide Regulation from January 1, 2024 until January 1, 2029. This program operates in Los Angeles, Orange, and Santa Clara counties.

SB 813 (Roth, Chapter 507, Statutes of 2023) is the sunset bill for the Board. It extends the Board’s sunset date, and its ability to appoint a registrar, from January 1, 2024 to January 1, 2028.

LICENSE REQUIREMENTS*

LICENSE REQUIREMENTS	Y/N
CONTINUING EDUCATION/COMPETENCY	Y
DEGREE/PROFESSIONAL SCHOOLING	Y
EXAMINATION	Y
FINGERPRINT REQUIREMENT	Y
QUALIFYING EXPERIENCE (MAY INCLUDE EDUCATION)	Y

* Applicable to specific license types. Refer to the laws and regulations for details.

FEES*

LICENSE TYPE	ACTUAL FEE	STATUTORY LIMIT
APPLICATOR		
EXAMINATION	\$55.00	\$60.00
LICENSE	\$10.00	\$50.00
RENEWAL	\$10.00	\$50.00
FIELD REPRESENTATIVE		
EXAMINATION	\$50.00	\$75.00
LICENSE	\$30.00	\$45.00
RENEWAL	\$30.00	\$45.00
OPERATOR		
EXAMINATION	\$65.00	\$100.00
LICENSE	\$120.00	\$150.00
RENEWAL	\$120.00	\$150.00
BRANCH OFFICE		
REGISTRATION	\$60.00	\$60.00
PRINCIPAL		
REGISTRATION	\$120.00	\$120.00

* Additional fees may be required. Refer to the laws and regulations for details.

SUMMARY OF LICENSING ACTIVITY

INITIAL LICENSES/REGISTRATIONS/CERTIFICATES/PERMITS*			
TYPE	APPLICATIONS RECEIVED	ISSUED	RENEWED
APPLICATOR LICENSE	1,402	1,351	549
BRANCH OFFICE REGISTRATION*	44	43	N/A
FIELD REPRESENTATIVE LICENSE	2,221	2,032	1,699
OPERATOR LICENSE	229	216	370
PRINCIPAL REGISTRATION*	288	260	N/A
TOTAL	4,184	3,902	2,618

* Current regulations do not require the renewal of a branch office registration and a principal registration, therefore, company registrations in good standing remain in effect until cancellation is requested by the owner or disciplinary proceedings require revocation of the company’s registration with the Board.

STRUCTURAL PEST CONTROL BOARD

LICENSING POPULATION BY TYPE

TYPE	LICENSES/REGISTRATIONS/ CERTIFICATIONS/PERMITS
APPLICATOR	7,682
BRANCH OFFICE	490
FIELD REPRESENTATIVE	15,780
OPERATOR	4,531
PRINCIPAL	3,322
TOTAL	31,805

RENEWAL AND CONTINUING EDUCATION (CE)

TYPE	FREQUENCY OF RENEWAL	NUMBER OF CE HOURS REQUIRED EACH CYCLE
APPLICATOR	EVERY 3 YEARS	12
FIELD REPRESENTATIVE (1 BRANCH)*	EVERY 3 YEARS	16
FIELD REPRESENTATIVE (2 BRANCHES)*	EVERY 3 YEARS	20
FIELD REPRESENTATIVE (3 BRANCHES)*	EVERY 3 YEARS	24
OPERATOR (1 BRANCH)	EVERY 3 YEARS	16
OPERATOR (2 BRANCHES)	EVERY 3 YEARS	20
OPERATOR (3 BRANCHES)	EVERY 3 YEARS	24

* Branch(es) refers to the number of branch(es) held in the license type, versus the specific branch number(s) the operator and/or field representative is licensed in and the work able to perform.

EXAMINATION RESULTS

EXAMINATION TITLE	% PASS	% FAIL	TOTAL NUMBER OF CANDIDATES
APPLICATOR EXAMINATION	60	40	2,510
FIELD REPRESENTATIVE BRANCH 1 EXAMINATION	59	41	61
FIELD REPRESENTATIVE BRANCH 2 EXAMINATION	66	34	3,388
FIELD REPRESENTATIVE BRANCH 3 EXAMINATION	42	58	1,193
OPERATOR BRANCH 1 EXAMINATION	20	80	30
OPERATOR BRANCH 2 EXAMINATION	45	55	427
OPERATOR BRANCH 3 EXAMINATION	74	26	151

SUMMARY OF ENFORCEMENT ACTIVITY

COMPLAINTS—INTAKE

268	RECEIVED
0	CLOSED WITHOUT REFERRAL FOR INVESTIGATION
290	REFERRED FOR INVESTIGATION
0	PENDING

CONVICTION/ARREST NOTIFICATION COMPLAINTS

981	RECEIVED
835	CLOSED WITHOUT REFERRAL FOR INVESTIGATION
12	REFERRED FOR INVESTIGATION
134	PENDING

INSPECTIONS

81	CONDUCTED
23	CITATIONS ISSUED

INVESTIGATIONS

302	OPENED
298	CLOSED
100	PENDING

ENFORCEMENT AGING—COMPLETED INTAKE AND INVESTIGATIONS

192	UP TO 90 DAYS
31	91 TO 180 DAYS
26	181 DAYS TO 1 YEAR
32	1 TO 2 YEARS
17	2 TO 3 YEARS
0	OVER 3 YEARS
2	AVERAGE NUMBER OF DAYS FROM RECEIPT OF COMPLAINT TO ASSIGNMENT OF INVESTIGATOR (START OF INVESTIGATION)
160	AVERAGE NUMBER OF DAYS FOR ALL INVESTIGATION OUTCOMES (FROM START OF INVESTIGATION TO REFERRAL FOR PROSECUTION OR CASE CLOSURE WITHOUT REFERRAL FOR PROSECUTION)
162	AVERAGE NUMBER OF DAYS FROM RECEIPT OF COMPLAINT TO REFERRAL FOR PROSECUTION OR CASE CLOSURE WITHOUT REFERRAL FOR PROSECUTION

STRUCTURAL PEST CONTROL BOARD

CITATIONS AND FINES	
0	ISSUED WITHOUT A FINE
165	ISSUED WITH A FINE
9	WITHDRAWN/DISMISSED/REDUCED
87	AVERAGE NUMBER OF DAYS TO ISSUE A CITATION AND FINE (FROM COMPLAINT RECEIPT/INSPECTION CONDUCTED TO CITATION ISSUED)

TOTAL AMOUNT OF FINES	
\$145,177.00	ASSESSED
\$8,050.00	WITHDRAWN/DISMISSED/REDUCED
\$44,025.00	COLLECTED

CRIMINAL/CIVIL ACTIONS	
0	REFERRALS FOR CRIMINAL/CIVIL ACTION
0	CRIMINAL ACTIONS FILED
0	CIVIL ACTIONS FILED

OFFICE OF THE ATTORNEY GENERAL/DISCIPLINARY ACTIONS	
23	CASES OPENED/INITIATED
20	CASES CLOSED
8	CASES PENDING

FORMAL ACTIONS FILED/WITHDRAWN/DISMISSED	
1	STATEMENT OF ISSUES FILED
15	ACCUSATIONS FILED
0	RESTRAINING/RESTRICTION/SUSPENSION ORDERS GRANTED
0	STATEMENT OF ISSUES WITHDRAWN/DISMISSED
0	ACCUSATIONS WITHDRAWN/DISMISSED
306	AVERAGE NUMBER OF DAYS FROM CLOSURE OF INVESTIGATION TO IMPOSING FORMAL DISCIPLINE

ADMINISTRATIVE OUTCOMES/FINAL ORDERS	
1	LICENSE APPLICATIONS DENIED
11	REVOCATION
5	SURRENDER OF LICENSE
6	PROBATION WITH SUSPENSION
0	SUSPENSION ONLY
15	PROBATION ONLY
0	PUBLIC REPRIMAND/PUBLIC REPROVAL/PUBLIC LETTER OF REPRIMAND
0	OTHER DECISIONS
38	TOTAL

ENFORCEMENT AGING—COMPLETED ATTORNEY GENERAL CASES	
10	UP TO 1 YEAR
8	1 TO 2 YEARS
2	2 TO 3 YEARS
0	OVER 3 YEARS
420	AVERAGE NUMBER OF DAYS TO IMPOSE DISCIPLINE

PROBATION	
31	PROBATIONS COMPLETED
114	PROBATIONERS PENDING (CLOSE OF FISCAL YEAR)

SUBSEQUENT DISCIPLINE	
4	PROBATIONS REVOKED
0	PROBATIONER'S LICENSE SURRENDERED
1	ADDITIONAL PROBATION ONLY
0	SUSPENSION ONLY ADDED
0	OTHER CONDITIONS ADDED ONLY
0	OTHER PROBATION OUTCOME

PETITION FOR MODIFICATION OR TERMINATION OF PROBATION	
1	GRANTED
0	DENIED

PETITION FOR REINSTATEMENT OF REVOKED LICENSE/REGISTRATION/CERTIFICATION	
5	GRANTED
2	DENIED

COST RECOVERY	
\$134,055.08	ORDERED
\$82,497.66	COLLECTED

RESTITUTION TO CONSUMERS/REFUNDS/SAVINGS	
\$18,700.00	RESTITUTION ORDERED
\$81,848.84	AMOUNT REFUNDED
\$119,162.64	REWORK AT NO CHARGE
\$0.00	ADJUSTMENTS/RETURNS/EXCHANGES
\$219,711.48	TOTAL SAVINGS ACHIEVED FOR CONSUMERS



VETERINARY MEDICAL BOARD

Licenses and regulates veterinarians, registered veterinary technicians, and veterinary premises.

www.vmb.ca.gov

Staff: 41.2 civil servant positions, 1 exempt

Licenses, Registrations, Certificates, and Permits: 44,142

Board Membership: 3 public representatives, 5 licensees

Board Leadership:

Jessica Sieferman	Matt McKinney
<i>Executive Officer</i>	<i>Deputy Executive Officer</i>
jessica.sieferman@dca.ca.gov	matt.mckinney@dca.ca.gov

Laws and Regulations:

Business and Professions Code section 4800–4917

California Code of Regulations, title 16, section 2000–2086.9

Civil Code section 3051, section 3052, section 3080–3080.03, section 1834.5–1834.6

Health and Safety Code section 122125–122220

Sunset Review:

Last review: 2021 | Next review: 2025

BOARD HIGHLIGHTS

RECIPROCITY

The Board does not have reciprocity.

ACCOMPLISHMENTS

Consumer Protection

To embrace the Board's culture of a continuous improvement mindset, management encouraged the creation of a Continuous Improvement Team (CIT). Comprised entirely of enforcement, licensing, and administrative staff, the CIT is tasked with identifying potential process improvements within their units that can be implemented to improve their internal and/or external processes for consumers, licensees, and stakeholders. The CIT is completely staff driven, soliciting feedback from the rest of their teams and deciding what processes/procedures they would like to see improved. After management approval, the CIT assists in gaining staff buy-in and implementing the changes.

Updates to Enforcement

Toward the end of the fiscal year, Board consultants increased from two to five and began screening enforcement cases prior to submitting them to subject matter experts (SME). If no violations and/or minor medical recordkeeping violations are found, Board staff close cases as "no violation" or with educational letters without submitting them to an SME. This new process will ensure that only cases warranting a complete review will be sent to an SME. In addition, this process should lead to an increase in closed complaints, shorter cycle times, and a decrease in SME costs, which will assist the Board in being able to focus on cases with potential for serious consumer harm.

The Board initiated quarterly training with all SMEs to enhance the SME program. Training participants include all SMEs, consultants, the Board's deputy attorney general liaison, CIT co-chairs, and Board leadership. The training includes updates to SME-related statistics (e.g., how many are pending SME review, how many reviews were completed, outcomes, etc.) and any process improvements or reminders that impact the SMEs. Consultants also provide feedback regarding any themes or potential issues identified while reviewing reports. In addition, prior to each training, the deputy attorney general liaison solicits feedback from the attorney general offices throughout the state. These quarterly trainings lead to stronger SME reports and testimony at hearings, leading to stronger consumer protection.

Communications and Outreach

The Board held multiple educational webinars throughout the year covering the Board's enforcement program plus common violations and ways to avoid them. In addition, the webinars included a walkthrough of a Board inspection, photographic examples of noncompliance, and ways for licensees to conduct self-inspections to maintain compliance without waiting for a Board inspector. After each webinar, attendees received continuing education certificates and surveys for webinar feedback.

The Board's Multidisciplinary Advisory Committee (MDC) Registered Veterinary Technician (RVT) Education Subcommittee held an RVT education programs' stakeholder meeting to seek feedback regarding the possibility of removing the requirement for the Board to approve all RVT education programs. Over 50 participants attended the meeting. Participants included RVT school administrators, RVTs, the Committee on Veterinary Technician Education and Activities (CVTEA), representatives from the Bureau for Private Postsecondary Education (BPPE), and the American Association of Veterinary State Boards. The executive officer and subcommittee members provided an overview of the issue and the Board's consumer protection mission, as well as the student protection mission of the other oversight agencies. The consensus was that the Board should not require RVT school and degree programs to be Board approved. The oversight provided by BPPE, CVTEA, and the Accrediting Commission for Community and Junior Colleges appears to provide adequate protections for students, thus making Board approval redundant and costly. The Board subsequently voted to seek legislation during the Board's sunset review to remove the requirement.

NEW LEGISLATION

AB 1399 (Friedman, Chapter 475, Statutes of 2023)

establishes statutory requirements for the veterinarian-client-patient relationship. This bill changes existing requirements by allowing a veterinarian-client-patient relationship to be established by examining the animal either in-person, or through real time synchronous video communication. This bill also allows a veterinarian with an established veterinarian-client-patient relationship to treat any condition of that same animal without requiring a new, condition-specific examination, limits the duration of prescriptions for animals not physically examined by the veterinarian, and excludes veterinarians practicing via telehealth from the premises registration requirement if they meet specified conditions.

SB 669 (Cortese, Chapter 882, Statutes of 2023)

allows an RVT to establish a veterinarian-client-patient relationship under direct supervision of a veterinarian. Veterinarian-client-patient relationships established through an RVT only authorize the RVT to administer preventative and prophylactic medications or vaccinations intended to treat or prevent internal or external parasites. The RVT is required to comply with written protocols and procedures established by a supervising veterinarian, inform the client they are acting as the agent of the veterinarian, and carry the drugs and equipment necessary to provide emergency treatment. The veterinarian is also required to be in the general vicinity or available by telephone if the medications or vaccines are provided outside of a registered veterinary premises.

LICENSE REQUIREMENTS*

LICENSE REQUIREMENTS	Y/N
CONTINUING EDUCATION/COMPETENCY	Y
DEGREE/PROFESSIONAL SCHOOLING	Y
EXAMINATION	Y
FINGERPRINT REQUIREMENT	Y
QUALIFYING EXPERIENCE (MAY INCLUDE EDUCATION)	Y

* Applicable to specific license types. Refer to the laws and regulations for details.

FEES*

LICENSE TYPE	ACTUAL FEE	STATUTORY LIMIT
VETERINARIAN FEES		
APPLICATION	\$350.00	\$350.00
LAW EXAMINATION	\$100.00	\$100.00
INITIAL LICENSE	\$500.00	\$500.00
RENEWAL	\$500.00	\$500.00

VETERINARY MEDICAL BOARD

LICENSE TYPE	ACTUAL FEE	STATUTORY LIMIT
UNIVERSITY VETERINARIAN FEES		
APPLICATION	\$350.00	\$350.00
INITIAL LICENSE	\$500.00	\$500.00
RENEWAL	\$500.00	\$500.00
REGISTERED VETERINARY TECHNICIAN FEES		
APPLICATION	\$225.00	\$225.00
INITIAL LICENSE	\$225.00	\$225.00
RENEWAL	\$225.00	\$225.00
VETERINARY ASSISTANT CONTROLLED SUBSTANCES PERMIT FEES		
APPLICATION	\$100.00	\$100.00
INITIAL LICENSE	\$100.00	\$100.00
RENEWAL	\$100.00	\$100.00
VETERINARY PREMISES FEES		
INITIAL LICENSE	\$500.00	\$500.00
RENEWAL INITIAL REGISTRATION	\$525.00	\$525.00

This fee schedule has been updated from the version that was originally published.

* Additional fees may be required. Refer to the laws and regulations for details.

SUMMARY OF LICENSING ACTIVITY

INITIAL LICENSES/REGISTRATIONS/CERTIFICATES/PERMITS			
TYPE	APPLICATIONS RECEIVED	ISSUED	RENEWED
REGISTERED VETERINARY TECHNICIAN REGISTRATION	1,017	872	4,744
UNIVERSITY VETERINARIAN LICENSE	94	33	72
VETERINARIAN LICENSE	903	765	7,160
VETERINARIAN PREMISES REGISTRATION	507	459	3,979
VETERINARY ASSISTANT CONTROLLED SUBSTANCES PERMIT	2,418	2,135	3,790
TOTAL	4,939	4,264	19,745

LICENSING POPULATION BY TYPE	
TYPE	LICENSES/REGISTRATIONS/CERTIFICATES/PERMITS
REGISTERED VETERINARY TECHNICIAN	11,105
UNIVERSITY VETERINARIAN	219
VETERINARIAN	16,264
VETERINARIAN PREMISES	4,446
VETERINARIAN ASSISTANT CONTROLLED SUBSTANCES PERMIT	12,108
TOTAL	44,142

RENEWAL AND CONTINUING EDUCATION (CE)		
TYPE	FREQUENCY OF RENEWAL	NUMBER OF CE HOURS REQUIRED EACH CYCLE
REGISTERED VETERINARY TECHNICIAN	EVERY 2 YEARS	20
UNIVERSITY VETERINARIAN*	EVERY 2 YEARS	N/A
VETERINARIAN	EVERY 2 YEARS	36
VETERINARIAN PREMISES*	EVERY YEAR	N/A
VETERINARY ASSISTANT CONTROLLED SUBSTANCES*	EVERY 2 YEARS	N/A

* There are no continuing education requirements for this license type.

EXAMINATION RESULTS			
EXAMINATION TITLE	% PASS	% FAIL	TOTAL NUMBER OF CANDIDATES
NORTH AMERICAN VETERINARY LICENSING EXAMINATION	71	29	5,902
VETERINARY TECHNICIAN NATIONAL EXAM	66	34	8,733
VETERINARY LAW EXAMINATION	90	10	604

SUMMARY OF ENFORCEMENT ACTIVITY

COMPLAINTS—INTAKE	
1,593	RECEIVED
68	CLOSED WITHOUT REFERRAL FOR INVESTIGATION
1,511	REFERRED FOR INVESTIGATION
25	PENDING

CONVICTION/ARREST NOTIFICATION COMPLAINTS	
214	RECEIVED
3	CLOSED WITHOUT REFERRAL FOR INVESTIGATION
207	REFERRED FOR INVESTIGATION
4	PENDING

INSPECTIONS	
116	CONDUCTED
5	CITATIONS ISSUED

INVESTIGATIONS	
1,718	OPENED
1,975	CLOSED
3,727	PENDING

VETERINARY MEDICAL BOARD

ENFORCEMENT AGING—COMPLETED INTAKE AND INVESTIGATIONS

459	UP TO 90 DAYS
84	91 TO 180 DAYS
171	181 DAYS TO 1 YEAR
306	1 TO 2 YEARS
302	2 TO 3 YEARS
653	OVER 3 YEARS
17	AVERAGE NUMBER OF DAYS FROM RECEIPT OF COMPLAINT TO ASSIGNMENT OF INVESTIGATOR (START OF INVESTIGATION)
703	AVERAGE NUMBER OF DAYS FOR ALL INVESTIGATION OUTCOMES (FROM START OF INVESTIGATION TO REFERRAL FOR PROSECUTION OR CASE CLOSURE WITHOUT REFERRAL FOR PROSECUTION)
719	AVERAGE NUMBER OF DAYS FROM RECEIPT OF COMPLAINT TO REFERRAL FOR PROSECUTION OR CASE CLOSURE WITHOUT REFERRAL FOR PROSECUTION

CITATIONS AND FINES

1	ISSUED WITHOUT A FINE
25	ISSUED WITH A FINE
3	WITHDRAWN/DISMISSED/REDUCED
1,396	AVERAGE NUMBER OF DAYS TO ISSUE A CITATION AND FINE (FROM COMPLAINT RECEIPT/INSPECTION CONDUCTED TO CITATION ISSUED)

TOTAL AMOUNT OF FINES

\$121,000.00	ASSESSED
\$15,000.00	WITHDRAWN/DISMISSED/REDUCED
\$102,283.00	COLLECTED

CRIMINAL/CIVIL ACTIONS

5	REFERRALS FOR CRIMINAL/CIVIL ACTION
1	CRIMINAL ACTIONS FILED
0	CIVIL ACTIONS FILED

OFFICE OF THE ATTORNEY GENERAL/DISCIPLINARY ACTIONS

92	CASES OPENED/INITIATED
42	CASES CLOSED
127	CASES PENDING

FORMAL ACTIONS FILED/WITHDRAWN/DISMISSED

0	STATEMENT OF ISSUES FILED
23	ACCUSATIONS FILED
1	RESTRAINING/RESTRICTION/SUSPENSION ORDERS GRANTED
0	STATEMENT OF ISSUES WITHDRAWN/DISMISSED
0	ACCUSATIONS WITHDRAWN/DISMISSED
497	AVERAGE NUMBER OF DAYS FROM CLOSURE OF INVESTIGATION TO IMPOSING FORMAL DISCIPLINE

* The decrease in cycle time is a result of new procedures implemented by the Board to create more efficient processing and loosening of pandemic protocols, allowing for cases to be resolved more expeditiously.

ADMINISTRATIVE OUTCOMES/FINAL ORDERS

0	LICENSE APPLICATIONS DENIED
1	REVOCATION
5	SURRENDER OF LICENSE
0	PROBATION WITH SUSPENSION
0	SUSPENSION ONLY
13	PROBATION ONLY
0	PUBLIC REPRIMAND/PUBLIC REPROVAL/PUBLIC LETTER OF REPRIMAND
0	OTHER DECISIONS
19	TOTAL

ENFORCEMENT AGING—COMPLETED ATTORNEY GENERAL CASES

5	UP TO 1 YEAR
8	1 TO 2 YEARS
7	2 TO 3 YEARS
22	OVER 3 YEARS
1,142	AVERAGE NUMBER OF DAYS TO IMPOSE DISCIPLINE

PROBATION

15	PROBATIONS COMPLETED
57	PROBATIONERS PENDING (CLOSE OF FISCAL YEAR)

SUBSEQUENT DISCIPLINE

0	PROBATIONS REVOKED
3	PROBATIONER'S LICENSE SURRENDERED
0	ADDITIONAL PROBATION ONLY
0	SUSPENSION ONLY ADDED
0	OTHER CONDITIONS ADDED ONLY
0	OTHER PROBATION OUTCOME

VETERINARY MEDICAL BOARD

PETITION FOR MODIFICATION OR TERMINATION OF PROBATION

3	GRANTED
0	DENIED

PETITION FOR REINSTATEMENT OF REVOKED LICENSE/REGISTRATION/ CERTIFICATION

1	GRANTED
1	DENIED

COST RECOVERY

\$334,399.00	ORDERED
\$121,657.00	COLLECTED

RESTITUTION TO CONSUMERS/REFUNDS/SAVINGS

\$18,683.00	RESTITUTION ORDERED
\$0.00	AMOUNT REFUNDED
\$0.00	REWORK AT NO CHARGE
\$0.00	ADJUSTMENTS/RETURNS/EXCHANGES
\$18,683.00	TOTAL SAVINGS ACHIEVED FOR CONSUMERS



BOARD OF VOCATIONAL NURSING
AND PSYCHIATRIC TECHNICIANS

BOARD OF VOCATIONAL NURSING AND PSYCHIATRIC TECHNICIANS

Licenses and regulates vocational nurses and
psychiatric technicians.

www.bvnpt.ca.gov

Staff: 72 civil servant positions, 1 exempt

**Licenses, Registrations, Certificates,
and Permits:** 146,709

Board Membership: 6 public representatives,
5 licensees

Board Leadership:

Elaine Yamaguchi	Mark Ito
<i>Executive Officer</i>	<i>Assistant Executive Officer</i>
elaine.yamaguchi@dca.ca.gov	mark.ito@dca.ca.gov

Laws and Regulations:

Business and Professions Code section 2840–2895.5
and 4500–4548

California Code of Regulations, title 16, section
2500–25573.3 and 2560–2595.3

Sunset Review:

Last review: 2021 | Next review: 2024

BOARD HIGHLIGHTS

RECIPROCITY

Pursuant to Business and Professions Code section 2872.1, the Board, upon receiving a written application and required fees, may issue a license to any applicant who possesses a valid unrevoked license as a vocational or practical nurse issued by any other state or foreign country, and who in the opinion of the Board meets all the other requirements. Pursuant to Business and Professions Code section 4515, the Board, upon receiving a written application and required fees, may issue a license to any applicant who possesses a valid unrevoked license as a psychiatric technician issued by any other state or foreign country, and who in the opinion of the Board meets all the other requirements.

ACCOMPLISHMENTS

Updates to Enforcement

The Enforcement Division implemented several cost-saving measures. Division staffing was restructured, including changing the Licensee Applicant Case Review Unit from staff services analysts to program technician IIIs and transitioning a Staff Services Manager I and an Associate Governmental Program Analyst (AGPA) into special investigators. The restructuring will result in cost savings to the Board of nearly \$80,000 per year.

Communications and Outreach

The Board produced a public service announcement (PSA) regarding mental health and suicide prevention for its licensing population. The PSA is part of the Board's

BOARD OF VOCATIONAL NURSING AND PSYCHIATRIC TECHNICIANS

outreach efforts aimed at helping licensees avoid problems that may lead to personal and professional issues, which may result in possible enforcement or disciplinary actions. This outreach also includes sending out an email reminder before Christmas and New Year's Eve about intoxicated driving, updating the website to include more information about the enforcement process, and working on new PSAs. The next PSAs will be on substance abuse in nursing, and licensee roles and responsibilities in the enforcement and probation processes.

The Education Division held a public stakeholder meeting in October 2022 and three online training sessions in October and November 2022 to present the new licensed vocational nurse (LVN) and psychiatric technician (PT) regulations for the program application process for a new school or program. In addition, the Division held an online training session in October 2022 for all program directors of approved LVN and PT programs to present the new continued program approval application process.

The 2022–23 state budget included funds to hire two additional nursing education consultants and one AGPA to assist with the new school or program application process that began in January 2022. Board leadership worked diligently to fill these and other vacant positions in the unit, and there were no vacant positions at the end of the fiscal year.

Important Meetings

In February 2023, an online meeting was held with eight PT program directors and California Department of State Hospitals (DSH) staff. DSH led a discussion on challenges increasing the number of California PT licensees and the need for broader marketing and outreach strategies to increase awareness of the PT role. Future meetings are expected to be held regarding the development and implementation of a potential marketing campaign to get more PTs into the workforce.

Website Enhancements

In 2022, the “Education” tab on the Board’s website was revised to include an updated link for the proposed program application process and a new link for the continued program approval application process. The change included verbiage for the new regulations and links to all the required forms. In addition, a new link was added for post-licensure certificates and post-licensure providers that includes information for the LVN and PT roles. The updates allow the public easy access to information and forms and has decreased the number of emails and phone calls to the Board.

Board Leadership

In the fall of 2022, the Board filled two crucial leadership positions, Assistant Executive Officer and Supervising Nursing Education Consultant, which had been vacated due to retirements.

NEW LEGISLATION

AB 1722 (Dahle, Megan, Chapter 853, Statutes of 2023) allows a local education agency to employ a licensed vocational nurse if no suitable credentialed school nurse can be found for the position after a diligent search. The vocational nurse must be supervised by a credentialed school nurse. The bill has a sunset date of January 1, 2029.

LICENSE REQUIREMENTS*

LICENSE REQUIREMENTS	Y/N
CONTINUING EDUCATION/COMPETENCY	Y
DEGREE/PROFESSIONAL SCHOOLING	Y
EXAMINATION	Y
FINGERPRINT REQUIREMENT	Y
QUALIFYING EXPERIENCE (MAY INCLUDE EDUCATION)	Y

* Applicable to specific license types. Refer to the laws and regulations for details.

FEES*

LICENSE TYPE	ACTUAL FEE	STATUTORY LIMIT
VOCATIONAL NURSES		
INITIAL APPLICATION FOR LICENSURE BY EXAMINATION—GRADUATE OF AN APPROVED CALIFORNIA VOCATIONAL NURSING PROGRAM	\$220.00	\$300.00
INITIAL APPLICATION FOR LICENSURE BY EXAMINATION—QUALIFYING METHOD OTHER THAN ABOVE	\$225.00	\$300.00
APPLICATION FOR LICENSURE BY ENDORSEMENT FROM ANOTHER STATE	\$220.00	\$300.00
APPLICATION FOR REEXAMINATION	\$220.00	\$300.00
LICENSE RENEWAL	\$220.00	\$300.00
RENEWAL DELINQUENT FEE	\$110.00	\$150.00
INITIAL LICENSE FEE	\$220.00	\$300.00
DUPLICATE LICENSE FEE	\$25.00	\$50.00
APPLICATION FOR VERIFICATION OF LICENSURE TO ANOTHER STATE	\$100.00	\$150.00
INTRAVENOUS THERAPY (IV), BLOOD WITHDRAWAL (BW), OR IV/BW COMBINATION CERTIFICATION	\$20.00	\$50.00

BOARD OF VOCATIONAL NURSING AND PSYCHIATRIC TECHNICIANS

LICENSE TYPE	ACTUAL FEE	STATUTORY LIMIT
PSYCHIATRIC TECHNICIANS		
INITIAL APPLICATION FOR LICENSURE BY EXAMINATION—GRADUATE OF AN APPROVED CA PT PROGRAM	\$265.00	\$345.00
INITIAL APPLICATION FOR LICENSURE BY EXAMINATION—QUALIFYING METHOD OTHER THAN ABOVE	\$295.00	\$375.00
APPLICATION FOR LICENSURE BY ENDORSEMENT FROM ANOTHER STATE	\$220.00	\$300.00
APPLICATION FOR REEXAMINATION	\$265.00	\$345.00
LICENSE RENEWAL	\$220.00	\$300.00
RENEWAL DELINQUENT FEE	\$110.00	\$150.00
INITIAL LICENSE FEE	\$220.00	\$300.00
DUPLICATE LICENSE FEE	\$25.00	\$50.00
APPLICATION FOR VERIFICATION OF LICENSURE TO ANOTHER STATE	\$100.00	\$150.00
INTRAVENOUS THERAPY (IV), BLOOD WITHDRAWAL (BW), OR IV/BW COMBINATION CERTIFICATION	\$20.00	\$50.00
VOCATIONAL NURSES		
APPROVAL OF AN INTRAVENOUS (IV), BLOOD WITHDRAWAL (BW), OR IV WITH BW COURSE PROVIDER	\$150.00	\$250.00
CONTINUING APPROVAL OF AN INTRAVENOUS THERAPY (IV), BLOOD WITHDRAWAL (BW), OR IV WITH BW COURSE PROVIDER	\$150.00	\$250.00
APPROVAL OF A CONTINUING EDUCATION COURSE PROVIDER	\$150.00	\$250.00
CONTINUING APPROVAL OF A CONTINUING EDUCATION COURSE PROVIDER	\$150.00	\$250.00
PSYCHIATRIC TECHNICIANS		
APPROVAL OF AN INTRAVENOUS (IV), BLOOD WITHDRAWAL (BW), OR IV WITH BW COURSE PROVIDER	\$150.00	\$250.00
CONTINUING APPROVAL OF AN INTRAVENOUS THERAPY (IV), BLOOD WITHDRAWAL (BW), OR IV WITH BW COURSE PROVIDER	\$150.00	\$250.00
APPROVAL OF A CONTINUING EDUCATION COURSE PROVIDER	\$150.00	\$250.00
CONTINUING APPROVAL OF A CONTINUING EDUCATION COURSE PROVIDER	\$150.00	\$250.00

* Additional fees may be required. Refer to the laws and regulations for details.

SUMMARY OF LICENSING ACTIVITY

INITIAL LICENSES/REGISTRATIONS/CERTIFICATES/PERMITS*			
TYPE	APPLICATIONS RECEIVED	ISSUED	RENEWED
PSYCHIATRIC TECHNICIAN LICENSE	435	294	4,288
VOCATIONAL NURSE LICENSE	11,268	8,453	50,082
TOTAL	11,703	8,747	54,370

* Licensing data includes all license statuses that are under the jurisdiction of the Board, which includes active, inactive, delinquent or suspended.

LICENSING POPULATION BY TYPE	
TYPE	LICENSES/REGISTRATIONS/CERTIFICATES/PERMITS
PSYCHIATRIC TECHNICIAN	10,792
VOCATIONAL NURSE	135,917
TOTAL	146,709

RENEWAL AND CONTINUING EDUCATION (CE)		
TYPE	FREQUENCY OF RENEWAL	NUMBER OF CE HOURS REQUIRED EACH CYCLE
PSYCHIATRIC TECHNICIAN	EVERY 2 YEARS	30
VOCATIONAL NURSE	EVERY 2 YEARS	30

EXAMINATION RESULTS			
EXAMINATION TITLE	% PASS	% FAIL	TOTAL NUMBER OF CANDIDATES
NATIONAL COUNCIL LICENSURE EXAMINATION FOR PRACTICAL NURSES (NCLEX-PN)	57.88	42.12	13,825
PSYCHIATRIC TECHNICIAN EXAMINATION	56.71	43.29	499

SUMMARY OF ENFORCEMENT ACTIVITY

COMPLAINTS—INTAKE	
1,369	RECEIVED
191	CLOSED WITHOUT REFERRAL FOR INVESTIGATION
1,168	REFERRED FOR INVESTIGATION
9	PENDING

CONVICTION/ARREST NOTIFICATION COMPLAINTS	
1,039	RECEIVED
82	CLOSED WITHOUT REFERRAL FOR INVESTIGATION
930	REFERRED FOR INVESTIGATION
9	PENDING

BOARD OF VOCATIONAL NURSING AND PSYCHIATRIC TECHNICIANS

INVESTIGATIONS	
2,098	OPENED
1,930	CLOSED
1,070	PENDING

ENFORCEMENT AGING—COMPLETED INTAKE AND INVESTIGATIONS	
915	UP TO 90 DAYS
402	91 TO 180 DAYS
339	181 DAYS TO 1 YEAR
214	1 TO 2 YEARS
36	2 TO 3 YEARS
24	OVER 3 YEARS
2	AVERAGE NUMBER OF DAYS FROM RECEIPT OF COMPLAINT TO ASSIGNMENT OF INVESTIGATOR (START OF INVESTIGATION)
186	AVERAGE NUMBER OF DAYS FOR ALL INVESTIGATION OUTCOMES (FROM START OF INVESTIGATION TO REFERRAL FOR PROSECUTION OR CASE CLOSURE WITHOUT REFERRAL FOR PROSECUTION)
187	AVERAGE NUMBER OF DAYS FROM RECEIPT OF COMPLAINT TO REFERRAL FOR PROSECUTION OR CASE CLOSURE WITHOUT REFERRAL FOR PROSECUTION

CITATIONS AND FINES	
0	ISSUED WITHOUT A FINE
130	ISSUED WITH A FINE
4	WITHDRAWN/DISMISSED/REDUCED
323	AVERAGE NUMBER OF DAYS TO ISSUE A CITATION AND FINE (FROM COMPLAINT RECEIPT/INSPECTION CONDUCTED TO CITATION ISSUED)

TOTAL AMOUNT OF FINES	
\$77,312.00	ASSESSED
\$950.00	WITHDRAWN/DISMISSED/REDUCED
\$46,707.00	COLLECTED

CRIMINAL/CIVIL ACTIONS	
201	REFERRALS FOR CRIMINAL/CIVIL ACTION
116	CRIMINAL ACTIONS FILED
85	CIVIL ACTIONS FILED

OFFICE OF THE ATTORNEY GENERAL/DISCIPLINARY ACTIONS	
222	CASES OPENED/INITIATED
201	CASES CLOSED
148	CASES PENDING

FORMAL ACTIONS FILED/WITHDRAWN/DISMISSED	
8	STATEMENT OF ISSUES FILED
183	ACCUSATIONS FILED
0	RESTRAINING/RESTRICTION/SUSPENSION ORDERS GRANTED
2	STATEMENT OF ISSUES WITHDRAWN/DISMISSED
9	ACCUSATIONS WITHDRAWN/DISMISSED
259	AVERAGE NUMBER OF DAYS FROM CLOSURE OF INVESTIGATION TO IMPOSING FORMAL DISCIPLINE

ADMINISTRATIVE OUTCOMES/FINAL ORDERS	
1	LICENSE APPLICATIONS DENIED
89	REVOCATION
37	SURRENDER OF LICENSE
0	PROBATION WITH SUSPENSION
1	SUSPENSION ONLY
61	PROBATION ONLY
8	PUBLIC REPRIMAND/PUBLIC REPROVAL/PUBLIC LETTER OF REPRIMAND
4	OTHER DECISIONS
201	TOTAL

ENFORCEMENT AGING—COMPLETED ATTORNEY GENERAL CASES	
39	UP TO 1 YEAR
67	1 TO 2 YEARS
67	2 TO 3 YEARS
28	OVER 3 YEARS
720	AVERAGE NUMBER OF DAYS TO IMPOSE DISCIPLINE

PROBATION	
76	PROBATIONS COMPLETED
298	PROBATIONERS PENDING (CLOSE OF FISCAL YEAR)

SUBSEQUENT DISCIPLINE	
35	PROBATIONS REVOKED
19	PROBATIONER'S LICENSE SURRENDERED
8	ADDITIONAL PROBATION ONLY
0	SUSPENSION ONLY ADDED
0	OTHER CONDITIONS ADDED ONLY
3	OTHER PROBATION OUTCOME

BOARD OF VOCATIONAL NURSING AND PSYCHIATRIC TECHNICIANS

PETITION FOR MODIFICATION OR TERMINATION OF PROBATION

13	GRANTED
5	DENIED

PETITION FOR REINSTATEMENT OF REVOKED LICENSE/REGISTRATION/ CERTIFICATION

47	GRANTED
9	DENIED

COST RECOVERY

\$752,199.58	ORDERED
\$26,346.86	COLLECTED

RESTITUTION TO CONSUMERS/REFUNDS/SAVINGS

\$0.00	RESTITUTION ORDERED
\$488.75	AMOUNT REFUNDED
\$0.00	REWORK AT NO CHARGE
\$0.00	ADJUSTMENTS/RETURNS/EXCHANGES
\$488.75	TOTAL SAVINGS ACHIEVED FOR CONSUMERS

ASSEMBLY BILL 2138 *(PAGE 198)*

MILITARY LICENSURE *(PAGE 234)*

SECTION 139 *(PAGE 243)*

NET EXPENDITURES *(PAGE 254)*

FUND CONDITIONS *(PAGE 258)*

REVENUE CATEGORIES *(PAGE 261)*

ASSEMBLY BILL 2138

The following data is provided in compliance with Business and Professions Code sections 480(g)(2) and 480(g)(3), which require all boards, bureaus, and committees under DCA to annually report the following information:

- (A) The number of applicants with a criminal record who received notice of denial or disqualification of licensure.
- (B) The number of applicants with a criminal record who provided evidence of mitigation or rehabilitation.

- (C) The number of applicants with a criminal record who appealed any denial or disqualification of licensure.
- (D) The final disposition and demographic information, consisting of voluntarily provided information on race or gender, of any applicant described in subparagraph (A), (B), or (C).

Note: Not all DCA boards and bureaus require fingerprinting. Applicants may voluntarily provide evidence of mitigation. Case outcomes may include cases that carried over from prior years, including licensing and demographic data.

ACCOUNTANCY, CALIFORNIA BOARD OF

LICENSE TYPE	TOTAL NUMBER OF APPLICATIONS RECEIVED	APPLICATIONS REQUIRING INQUIRIES REGARDING CRIMINAL HISTORY	APPLICANTS WHO RECEIVED NOTICE OF DENIAL OR DISQUALIFICATION OF LICENSURE	APPLICANTS WHO PROVIDED EVIDENCE OF MITIGATION OR REHABILITATION	OUTCOME			APPLICANTS WHO APPEALED ANY DENIAL OR DISQUALIFICATION OF LICENSURE	OUTCOME		
					DENIAL	ISSUED	WITHDRAWN		DENIAL	ISSUED	WITHDRAWN
CERTIFIED PUBLIC ACCOUNTANT	2,984	2	0	2	0	2	0	0	0	0	0

DEMOGRAPHIC INFORMATION	APPLICANTS WHO RECEIVED NOTICE OF DENIAL OR DISQUALIFICATION OF LICENSURE	APPLICANTS WHO PROVIDED EVIDENCE OF MITIGATION OR REHABILITATION	APPLICANTS WHO APPEALED ANY DENIAL OR DISQUALIFICATION OF LICENSURE
MALE	0	0	0
FEMALE	0	1	0
NONBINARY	0	0	0
DECLINE TO STATE	0	1	0
AFRICAN-AMERICAN/BLACK/AFRICAN-BORN	0	0	0
AMERICAN INDIAN/NATIVE AMERICAN/ALASKAN NATIVE	0	0	0
CAUCASIAN/WHITE EUROPEAN/MIDDLE EASTERN	0	0	0
LATINO/HISPANIC	0	0	0
CENTRAL AMERICAN	0	0	0
PUERTO RICAN	0	0	0
CUBAN	0	0	0
SOUTH AMERICAN	0	0	0
MEXICAN	0	0	0
OTHER HISPANIC	0	0	0
ASIAN	0	0	0
CAMBODIAN	0	0	0
CHINESE	0	0	0
HMONG	0	0	0

DEMOGRAPHIC INFORMATION	APPLICANTS WHO RECEIVED NOTICE OF DENIAL OR DISQUALIFICATION OF LICENSURE	APPLICANTS WHO PROVIDED EVIDENCE OF MITIGATION OR REHABILITATION	APPLICANTS WHO APPEALED ANY DENIAL OR DISQUALIFICATION OF LICENSURE
INDIAN	0	0	0
INDONESIAN	0	0	0
JAPANESE	0	0	0
KOREAN	0	0	0
LAOTIAN	0	0	0
MALAYSIAN	0	0	0
PAKISTANI	0	0	0
SINGAPOREAN	0	0	0
THAI	0	0	0
VIETNAMESE	0	0	0
OTHER ASIAN	0	0	0
NATIVE HAWAIIAN/PACIFIC ISLANDER	0	0	0
FIJIAN	0	0	0
FILIPINO	0	0	0
GUAMANIAN	0	0	0
HAWAIIAN	0	0	0
SAMOAN	0	0	0
TONGAN	0	0	0
OTHER PACIFIC ISLANDER	0	0	0
OTHER NOT LISTED ABOVE	0	0	0

ACUPUNCTURE BOARD

LICENSE TYPE	TOTAL NUMBER OF APPLICATIONS RECEIVED	APPLICATIONS REQUIRING INQUIRIES REGARDING CRIMINAL HISTORY	APPLICANTS WHO RECEIVED NOTICE OF DENIAL OR DISQUALIFICATION OF LICENSURE	APPLICANTS WHO PROVIDED EVIDENCE OF MITIGATION OR REHABILITATION	OUTCOME			APPLICANTS WHO APPEALED ANY DENIAL OR DISQUALIFICATION OF LICENSURE	OUTCOME		
					DENIAL	ISSUED	WITHDRAWN		DENIAL	ISSUED	WITHDRAWN
ACUPUNCTURIST	303	13	0	0	0	0	0	0	0	0	0

DEMOGRAPHIC INFORMATION	APPLICANTS WHO RECEIVED NOTICE OF DENIAL OR DISQUALIFICATION OF LICENSURE	APPLICANTS WHO PROVIDED EVIDENCE OF MITIGATION OR REHABILITATION	APPLICANTS WHO APPEALED ANY DENIAL OR DISQUALIFICATION OF LICENSURE
MALE	0	0	0
FEMALE	0	0	0
NONBINARY	0	0	0
DECLINE TO STATE	0	0	0
AFRICAN-AMERICAN/BLACK/AFRICAN-BORN	0	0	0
AMERICAN INDIAN/NATIVE AMERICAN/ALASKAN NATIVE	0	0	0
CAUCASIAN/WHITE EUROPEAN/MIDDLE EASTERN	0	0	0
LATINO/HISPANIC	0	0	0
CENTRAL AMERICAN	0	0	0
PUERTO RICAN	0	0	0
CUBAN	0	0	0
SOUTH AMERICAN	0	0	0
MEXICAN	0	0	0
OTHER HISPANIC	0	0	0
ASIAN	0	0	0
CAMBODIAN	0	0	0
CHINESE	0	0	0
HMONG	0	0	0

DEMOGRAPHIC INFORMATION	APPLICANTS WHO RECEIVED NOTICE OF DENIAL OR DISQUALIFICATION OF LICENSURE	APPLICANTS WHO PROVIDED EVIDENCE OF MITIGATION OR REHABILITATION	APPLICANTS WHO APPEALED ANY DENIAL OR DISQUALIFICATION OF LICENSURE
INDIAN	0	0	0
INDONESIAN	0	0	0
JAPANESE	0	0	0
KOREAN	0	0	0
LAOTIAN	0	0	0
MALAYSIAN	0	0	0
PAKISTANI	0	0	0
SINGAPOREAN	0	0	0
THAI	0	0	0
VIETNAMESE	0	0	0
OTHER ASIAN	0	0	0
NATIVE HAWAIIAN/PACIFIC ISLANDER	0	0	0
FIJIAN	0	0	0
FILIPINO	0	0	0
GUAMANIAN	0	0	0
HAWAIIAN	0	0	0
SAMOAN	0	0	0
TONGAN	0	0	0
OTHER PACIFIC ISLANDER	0	0	0
OTHER NOT LISTED ABOVE	0	0	0

ARCHITECTS BOARD, CALIFORNIA

LICENSE TYPE	TOTAL NUMBER OF APPLICATIONS RECEIVED	APPLICATIONS REQUIRING INQUIRIES REGARDING CRIMINAL HISTORY	APPLICANTS WHO RECEIVED NOTICE OF DENIAL OR DISQUALIFICATION OF LICENSURE	APPLICANTS WHO PROVIDED EVIDENCE OF MITIGATION OR REHABILITATION	OUTCOME			APPLICANTS WHO APPEALED ANY DENIAL OR DISQUALIFICATION OF LICENSURE	OUTCOME		
					DENIAL	ISSUED	WITHDRAWN		DENIAL	ISSUED	WITHDRAWN
ARCHITECT	621	24	1	0	0	0	0	0	0	0	0

DEMOGRAPHIC INFORMATION	APPLICANTS WHO RECEIVED NOTICE OF DENIAL OR DISQUALIFICATION OF LICENSURE	APPLICANTS WHO PROVIDED EVIDENCE OF MITIGATION OR REHABILITATION	APPLICANTS WHO APPEALED ANY DENIAL OR DISQUALIFICATION OF LICENSURE
MALE	0	0	0
FEMALE	0	0	0
NONBINARY	0	0	0
DECLINE TO STATE	0	0	0
AFRICAN-AMERICAN/BLACK/AFRICAN-BORN	0	0	0
AMERICAN INDIAN/NATIVE AMERICAN/ALASKAN NATIVE	0	0	0
CAUCASIAN/WHITE EUROPEAN/MIDDLE EASTERN	0	0	0
LATINO/HISPANIC	0	0	0
CENTRAL AMERICAN	0	0	0
PUERTO RICAN	0	0	0
CUBAN	0	0	0
SOUTH AMERICAN	0	0	0
MEXICAN	0	0	0
OTHER HISPANIC	0	0	0
ASIAN	0	0	0
CAMBODIAN	0	0	0
CHINESE	0	0	0
HMONG	0	0	0

DEMOGRAPHIC INFORMATION	APPLICANTS WHO RECEIVED NOTICE OF DENIAL OR DISQUALIFICATION OF LICENSURE	APPLICANTS WHO PROVIDED EVIDENCE OF MITIGATION OR REHABILITATION	APPLICANTS WHO APPEALED ANY DENIAL OR DISQUALIFICATION OF LICENSURE
INDIAN	0	0	0
INDONESIAN	0	0	0
JAPANESE	0	0	0
KOREAN	0	0	0
LAOTIAN	0	0	0
MALAYSIAN	0	0	0
PAKISTANI	0	0	0
SINGAPOREAN	0	0	0
THAI	0	0	0
VIETNAMESE	0	0	0
OTHER ASIAN	0	0	0
NATIVE HAWAIIAN/PACIFIC ISLANDER	0	0	0
FIJIAN	0	0	0
FILIPINO	0	0	0
GUAMANIAN	0	0	0
HAWAIIAN	0	0	0
SAMOAN	0	0	0
TONGAN	0	0	0
OTHER PACIFIC ISLANDER	0	0	0
OTHER NOT LISTED ABOVE	0	0	0

LANDSCAPE ARCHITECTS TECHNICAL COMMITTEE

LICENSE TYPE	TOTAL NUMBER OF APPLICATIONS RECEIVED	APPLICATIONS REQUIRING INQUIRIES REGARDING CRIMINAL HISTORY	APPLICANTS WHO RECEIVED NOTICE OF DENIAL OR DISQUALIFICATION OF LICENSURE	APPLICANTS WHO PROVIDED EVIDENCE OF MITIGATION OR REHABILITATION	OUTCOME			APPLICANTS WHO APPEALED ANY DENIAL OR DISQUALIFICATION OF LICENSURE	OUTCOME		
					DENIAL	ISSUED	WITHDRAWN		DENIAL	ISSUED	WITHDRAWN
LANDSCAPE ARCHITECT	127	8	0	9	0	9	0	0	0	0	0

DEMOGRAPHIC INFORMATION	APPLICANTS WHO RECEIVED NOTICE OF DENIAL OR DISQUALIFICATION OF LICENSURE	APPLICANTS WHO PROVIDED EVIDENCE OF MITIGATION OR REHABILITATION	APPLICANTS WHO APPEALED ANY DENIAL OR DISQUALIFICATION OF LICENSURE
MALE	0	0	0
FEMALE	0	0	0
NONBINARY	0	0	0
DECLINE TO STATE	0	0	0
AFRICAN-AMERICAN/BLACK/AFRICAN-BORN	0	0	0
AMERICAN INDIAN/NATIVE AMERICAN/ALASKAN NATIVE	0	0	0
CAUCASIAN/WHITE EUROPEAN/MIDDLE EASTERN	0	0	0
LATINO/HISPANIC	0	0	0
CENTRAL AMERICAN	0	0	0
PUERTO RICAN	0	0	0
CUBAN	0	0	0
SOUTH AMERICAN	0	0	0
MEXICAN	0	0	0
OTHER HISPANIC	0	0	0
ASIAN	0	0	0
CAMBODIAN	0	0	0
CHINESE	0	0	0
HMONG	0	0	0

DEMOGRAPHIC INFORMATION	APPLICANTS WHO RECEIVED NOTICE OF DENIAL OR DISQUALIFICATION OF LICENSURE	APPLICANTS WHO PROVIDED EVIDENCE OF MITIGATION OR REHABILITATION	APPLICANTS WHO APPEALED ANY DENIAL OR DISQUALIFICATION OF LICENSURE
INDIAN	0	0	0
INDONESIAN	0	0	0
JAPANESE	0	0	0
KOREAN	0	0	0
LAOTIAN	0	0	0
MALAYSIAN	0	0	0
PAKISTANI	0	0	0
SINGAPOREAN	0	0	0
THAI	0	0	0
VIETNAMESE	0	0	0
OTHER ASIAN	0	0	0
NATIVE HAWAIIAN/PACIFIC ISLANDER	0	0	0
FIJIAN	0	0	0
FILIPINO	0	0	0
GUAMANIAN	0	0	0
HAWAIIAN	0	0	0
SAMOAN	0	0	0
TONGAN	0	0	0
OTHER PACIFIC ISLANDER	0	0	0
OTHER NOT LISTED ABOVE	0	0	0

ATHLETIC COMMISSION, CALIFORNIA STATE

LICENSE TYPE	TOTAL NUMBER OF APPLICATIONS RECEIVED	APPLICATIONS REQUIRING INQUIRIES REGARDING CRIMINAL HISTORY	APPLICANTS WHO RECEIVED NOTICE OF DENIAL OR DISQUALIFICATION OF LICENSURE	APPLICANTS WHO PROVIDED EVIDENCE OF MITIGATION OR REHABILITATION	OUTCOME			APPLICANTS WHO APPEALED ANY DENIAL OR DISQUALIFICATION OF LICENSURE	OUTCOME		
					DENIAL	ISSUED	WITHDRAWN		DENIAL	ISSUED	WITHDRAWN
MANAGER	24	24	0	0	0	0	0	0	0	0	0
MATCHMAKER	9	8	0	0	0	0	0	0	0	0	0
PROFESSIONAL ATHLETE	1,092	0	0	0	0	0	0	0	0	0	0
PROFESSIONAL TRAINER	65	0	0	0	0	0	0	0	0	0	0
PROMOTER	10	10	0	0	0	0	0	0	0	0	0
REFEREE/JUDGE	11	0	0	0	0	0	0	0	0	0	0
SECOND	2,015	0	0	0	0	0	0	0	0	0	0
TIMEKEEPER	2	0	0	0	0	0	0	0	0	0	0

DEMOGRAPHIC INFORMATION	APPLICANTS WHO RECEIVED NOTICE OF DENIAL OR DISQUALIFICATION OF LICENSURE	APPLICANTS WHO PROVIDED EVIDENCE OF MITIGATION OR REHABILITATION	APPLICANTS WHO APPEALED ANY DENIAL OR DISQUALIFICATION OF LICENSURE
MALE	0	0	0
FEMALE	0	0	0
NONBINARY	0	0	0
DECLINE TO STATE	0	0	0
AFRICAN-AMERICAN/BLACK/AFRICAN-BORN	0	0	0
AMERICAN INDIAN/NATIVE AMERICAN/ALASKAN NATIVE	0	0	0
CAUCASIAN/WHITE EUROPEAN/MIDDLE EASTERN	0	0	0
LATINO/HISPANIC	0	0	0
CENTRAL AMERICAN	0	0	0
PUERTO RICAN	0	0	0
CUBAN	0	0	0
SOUTH AMERICAN	0	0	0
MEXICAN	0	0	0
OTHER HISPANIC	0	0	0
ASIAN	0	0	0
CAMBODIAN	0	0	0
CHINESE	0	0	0
HMONG	0	0	0

DEMOGRAPHIC INFORMATION	APPLICANTS WHO RECEIVED NOTICE OF DENIAL OR DISQUALIFICATION OF LICENSURE	APPLICANTS WHO PROVIDED EVIDENCE OF MITIGATION OR REHABILITATION	APPLICANTS WHO APPEALED ANY DENIAL OR DISQUALIFICATION OF LICENSURE
INDIAN	0	0	0
INDONESIAN	0	0	0
JAPANESE	0	0	0
KOREAN	0	0	0
LAOTIAN	0	0	0
MALAYSIAN	0	0	0
PAKISTANI	0	0	0
SINGAPOREAN	0	0	0
THAI	0	0	0
VIETNAMESE	0	0	0
OTHER ASIAN	0	0	0
NATIVE HAWAIIAN/PACIFIC ISLANDER	0	0	0
FIJIAN	0	0	0
FILIPINO	0	0	0
GUAMANIAN	0	0	0
HAWAIIAN	0	0	0
SAMOAN	0	0	0
TONGAN	0	0	0
OTHER PACIFIC ISLANDER	0	0	0
OTHER NOT LISTED ABOVE	0	0	0

AUTOMOTIVE REPAIR, BUREAU OF

LICENSE TYPE	TOTAL NUMBER OF APPLICATIONS RECEIVED	APPLICATIONS REQUIRING INQUIRIES REGARDING CRIMINAL HISTORY	APPLICANTS WHO RECEIVED NOTICE OF DENIAL OR DISQUALIFICATION OF LICENSURE	APPLICANTS WHO PROVIDED EVIDENCE OF MITIGATION OR REHABILITATION	OUTCOME			APPLICANTS WHO APPEALED ANY DENIAL OR DISQUALIFICATION OF LICENSURE	OUTCOME		
					DENIAL	ISSUED	WITHDRAWN		DENIAL	ISSUED	WITHDRAWN
AUTOMOTIVE REPAIR DEALER	3,690	142	2	117	1	116	0	1	1	0	0
BRAKE AND LAMP ADJUSTER	1,356	32	0	14	0	14	0	0	0	0	0
BRAKE AND LAMP STATION	154	13	0	9	0	9	0	0	0	0	0
SMOG CHECK INSPECTOR	1,426	114	6	81	0	81	0	2	2	0	0
SMOG CHECK REPAIR ONLY STATION	7	1	0	0	0	0	0	0	0	0	0
SMOG CHECK REPAIR TECHNICIAN	681	40	0	31	0	31	0	0	0	0	0
SMOG CHECK TEST ONLY STATION	281	15	0	11	0	11	0	0	0	0	0
SMOG CHECK TEST AND REPAIR STATION	352	15	0	12	0	12	0	0	0	0	0

DEMOGRAPHIC INFORMATION	APPLICANTS WHO RECEIVED NOTICE OF DENIAL OR DISQUALIFICATION OF LICENSURE	APPLICANTS WHO PROVIDED EVIDENCE OF MITIGATION OR REHABILITATION	APPLICANTS WHO APPEALED ANY DENIAL OR DISQUALIFICATION OF LICENSURE
MALE	0	44	0
FEMALE	0	3	0
NONBINARY	0	1	0
DECLINE TO STATE	0	1	0
AFRICAN-AMERICAN/BLACK/ AFRICAN-BORN	0	1	0
AMERICAN INDIAN/NATIVE AMERICAN/ALASKAN NATIVE	0	3	0
CAUCASIAN/WHITE EUROPEAN/ MIDDLE EASTERN	0	14	0
LATINO/HISPANIC	0	22	0
CENTRAL AMERICAN	0	1	0
PUERTO RICAN	0	0	0
CUBAN	0	0	0
SOUTH AMERICAN	0	0	0
MEXICAN	0	3	0
OTHER HISPANIC	0	0	0
ASIAN	0	2	0
CAMBODIAN	0	0	0
CHINESE	0	0	0
HMONG	0	0	0

DEMOGRAPHIC INFORMATION	APPLICANTS WHO RECEIVED NOTICE OF DENIAL OR DISQUALIFICATION OF LICENSURE	APPLICANTS WHO PROVIDED EVIDENCE OF MITIGATION OR REHABILITATION	APPLICANTS WHO APPEALED ANY DENIAL OR DISQUALIFICATION OF LICENSURE
INDIAN	0	0	0
INDONESIAN	0	0	0
JAPANESE	0	0	0
KOREAN	0	0	0
LAOTIAN	0	0	0
MALAYSIAN	0	0	0
PAKISTANI	0	0	0
SINGAPOREAN	0	0	0
THAI	0	0	0
VIETNAMESE	0	3	0
OTHER ASIAN	0	0	0
NATIVE HAWAIIAN/PACIFIC ISLANDER	0	0	0
FIJIAN	0	0	0
FILIPINO	0	2	0
GUAMANIAN	0	1	0
HAWAIIAN	0	0	0
SAMOAN	0	0	0
TONGAN	0	0	0
OTHER PACIFIC ISLANDER	0	0	0
OTHER NOT LISTED ABOVE	0	0	0

BARBERING AND COSMETOLOGY, BOARD OF

LICENSE TYPE	TOTAL NUMBER OF APPLICATIONS RECEIVED	APPLICATIONS REQUIRING INQUIRIES REGARDING CRIMINAL HISTORY	APPLICANTS WHO RECEIVED NOTICE OF DENIAL OR DISQUALIFICATION OF LICENSURE	APPLICANTS WHO PROVIDED EVIDENCE OF MITIGATION OR REHABILITATION	OUTCOME			APPLICANTS WHO APPEALED ANY DENIAL OR DISQUALIFICATION OF LICENSURE	OUTCOME		
					DENIAL	ISSUED	WITHDRAWN		DENIAL	ISSUED	WITHDRAWN
BARBER	4,649	110	4	1	3	0	0	1	0	0	0
BARBER APPRENTICE	1,473	47	0	2	0	2	0	0	0	0	0
COSMETOLOGIST	11,347	95	1	6	0	6	0	0	0	0	0
COSMETOLOGIST APPRENTICE	1,091	4	0	1	0	1	0	0	0	0	0
ELECTROLOGIST	108	3	0	1	0	1	0	0	0	0	0
ELECTROLOGIST APPRENTICE	0	0	0	0	0	0	0	0	0	0	0
ESTABLISHMENT	7,684	0	0	0	0	0	0	0	0	0	0
ESTHETICIAN	10,146	111	0	4	0	4	0	0	0	0	0
MANICURIST	6,492	37	0	0	0	0	0	0	0	0	0
MOBILE UNIT	30	0	0	0	0	0	0	0	0	0	0
PERSONAL SERVICE PERMIT	161	0	0	0	0	0	0	0	0	0	0

DEMOGRAPHIC INFORMATION	APPLICANTS WHO RECEIVED NOTICE OF DENIAL OR DISQUALIFICATION OF LICENSURE	APPLICANTS WHO PROVIDED EVIDENCE OF MITIGATION OR REHABILITATION	APPLICANTS WHO APPEALED ANY DENIAL OR DISQUALIFICATION OF LICENSURE
MALE	0	0	0
FEMALE	0	0	0
NONBINARY	0	0	0
DECLINE TO STATE	0	0	0
AFRICAN-AMERICAN/BLACK/AFRICAN-BORN	0	0	0
AMERICAN INDIAN/NATIVE AMERICAN/ALASKAN NATIVE	0	0	0
CAUCASIAN/WHITE EUROPEAN/MIDDLE EASTERN	0	0	0
LATINO/HISPANIC	0	0	0
CENTRAL AMERICAN	0	0	0
PUERTO RICAN	0	0	0
CUBAN	0	0	0
SOUTH AMERICAN	0	0	0
MEXICAN	0	0	0
OTHER HISPANIC	0	0	0
ASIAN	0	0	0
CAMBODIAN	0	0	0
CHINESE	0	0	0
HMONG	0	0	0

DEMOGRAPHIC INFORMATION	APPLICANTS WHO RECEIVED NOTICE OF DENIAL OR DISQUALIFICATION OF LICENSURE	APPLICANTS WHO PROVIDED EVIDENCE OF MITIGATION OR REHABILITATION	APPLICANTS WHO APPEALED ANY DENIAL OR DISQUALIFICATION OF LICENSURE
INDIAN	0	0	0
INDONESIAN	0	0	0
JAPANESE	0	0	0
KOREAN	0	0	0
LAOTIAN	0	0	0
MALAYSIAN	0	0	0
PAKISTANI	0	0	0
SINGAPOREAN	0	0	0
THAI	0	0	0
VIETNAMESE	0	0	0
OTHER ASIAN	0	0	0
NATIVE HAWAIIAN/PACIFIC ISLANDER	0	0	0
FIJIAN	0	0	0
FILIPINO	0	0	0
GUAMANIAN	0	0	0
HAWAIIAN	0	0	0
SAMOAN	0	0	0
TONGAN	0	0	0
OTHER PACIFIC ISLANDER	0	0	0
OTHER NOT LISTED ABOVE	0	0	0

BEHAVIORAL SCIENCES, BOARD OF

LICENSE TYPE	TOTAL NUMBER OF APPLICATIONS RECEIVED	APPLICATIONS REQUIRING INQUIRIES REGARDING CRIMINAL HISTORY	APPLICANTS WHO RECEIVED NOTICE OF DENIAL OR DISQUALIFICATION OF LICENSURE	APPLICANTS WHO PROVIDED EVIDENCE OF MITIGATION OR REHABILITATION	OUTCOME			APPLICANTS WHO APPEALED ANY DENIAL OR DISQUALIFICATION OF LICENSURE	OUTCOME		
					DENIAL	ISSUED	WITHDRAWN		DENIAL	ISSUED	WITHDRAWN
ASSOCIATE CLINICAL SOCIAL WORKER	4,490	364	19	70	1	58	0	11	0	2	0
ASSOCIATE MARRIAGE AND FAMILY THERAPIST	4,575	273	21	49	0	41	1	16	0	4	2
ASSOCIATE PROFESSIONAL CLINICAL COUNSELOR	1,684	129	1	24	0	20	0	1	0	0	0
LICENSED CLINICAL SOCIAL WORKER	2,759	0	0	0	0	0	0	0	0	0	0
LICENSED EDUCATIONAL PSYCHOLOGIST	191	8	0	2	0	2	0	0	0	0	0
LICENSED MARRIAGE AND FAMILY THERAPIST	2,566	0	0	0	0	0	0	0	0	0	0
LICENSED PROFESSIONAL CLINICAL COUNSELOR	777	0	0	0	0	0	0	0	0	0	0

DEMOGRAPHIC INFORMATION	APPLICANTS WHO RECEIVED NOTICE OF DENIAL OR DISQUALIFICATION OF LICENSURE	APPLICANTS WHO PROVIDED EVIDENCE OF MITIGATION OR REHABILITATION	APPLICANTS WHO APPEALED ANY DENIAL OR DISQUALIFICATION OF LICENSURE
MALE	0	0	0
FEMALE	0	0	0
NONBINARY	0	0	0
DECLINE TO STATE	0	0	0
AFRICAN-AMERICAN/BLACK/ AFRICAN-BORN	0	0	0
AMERICAN INDIAN/NATIVE AMERICAN/ALASKAN NATIVE	0	0	0
CAUCASIAN/WHITE EUROPEAN/ MIDDLE EASTERN	0	0	0
LATINO/HISPANIC	0	0	0
CENTRAL AMERICAN	0	0	0
PUERTO RICAN	0	0	0
CUBAN	0	0	0
SOUTH AMERICAN	0	0	0
MEXICAN	0	0	0
OTHER HISPANIC	0	0	0
ASIAN	0	0	0
CAMBODIAN	0	0	0
CHINESE	0	0	0
HMONG	0	0	0

DEMOGRAPHIC INFORMATION	APPLICANTS WHO RECEIVED NOTICE OF DENIAL OR DISQUALIFICATION OF LICENSURE	APPLICANTS WHO PROVIDED EVIDENCE OF MITIGATION OR REHABILITATION	APPLICANTS WHO APPEALED ANY DENIAL OR DISQUALIFICATION OF LICENSURE
INDIAN	0	0	0
INDONESIAN	0	0	0
JAPANESE	0	0	0
KOREAN	0	0	0
LAOTIAN	0	0	0
MALAYSIAN	0	0	0
PAKISTANI	0	0	0
SINGAPOREAN	0	0	0
THAI	0	0	0
VIETNAMESE	0	0	0
OTHER ASIAN	0	0	0
NATIVE HAWAIIAN/PACIFIC ISLANDER	0	0	0
FIJIAN	0	0	0
FILIPINO	0	0	0
GUAMANIAN	0	0	0
HAWAIIAN	0	0	0
SAMOAN	0	0	0
TONGAN	0	0	0
OTHER PACIFIC ISLANDER	0	0	0
OTHER NOT LISTED ABOVE	0	0	0

CEMETERY AND FUNERAL BUREAU											
LICENSE TYPE	TOTAL NUMBER OF APPLICATIONS RECEIVED	APPLICATIONS REQUIRING INQUIRIES REGARDING CRIMINAL HISTORY	APPLICANTS WHO RECEIVED NOTICE OF DENIAL OR DISQUALIFICATION OF LICENSURE	APPLICANTS WHO PROVIDED EVIDENCE OF MITIGATION OR REHABILITATION	OUTCOME			APPLICANTS WHO APPEALED ANY DENIAL OR DISQUALIFICATION OF LICENSURE	OUTCOME		
					DENIAL	ISSUED	WITHDRAWN		DENIAL	ISSUED	WITHDRAWN
APPRENTICE EMBALMER	87	0	0	0	0	0	0	0	0	0	0
CEMETERY BRANCH BROKER	4	0	0	0	0	0	0	0	0	0	0
CEMETERY BROKER/ADDITIONAL BROKER	33	0	0	2	0	0	0	0	0	0	0
CEMETERY MANAGER	39	0	0	2	0	1	0	0	0	0	0
CEMETERY SALESPERSON	1,008	0	0	7	0	7	0	0	0	0	0
CERTIFICATE OF AUTHORITY (CEMETERY)	9	0	0	0	0	0	0	0	0	0	0
CREMATED REMAINS DISPOSER	29	0	0	1	0	1	0	0	0	0	0
CREMATORY	17	0	0	0	0	0	0	0	0	0	0
CREMATORY MANAGER	71	0	0	0	0	0	0	0	0	0	0
EMBALMER	70	0	0	0	0	0	0	0	0	0	0
FUNERAL DIRECTOR	274	2	2	3	0	1	0	2	0	1	0
FUNERAL ESTABLISHMENT	32	0	0	0	0	0	0	0	0	0	0
HYDROLYSIS FACILITY	1	0	0	0	0	0	0	0	0	0	0

DEMOGRAPHIC INFORMATION	APPLICANTS WHO RECEIVED NOTICE OF DENIAL OR DISQUALIFICATION OF LICENSURE	APPLICANTS WHO PROVIDED EVIDENCE OF MITIGATION OR REHABILITATION	APPLICANTS WHO APPEALED ANY DENIAL OR DISQUALIFICATION OF LICENSURE
MALE	0	1	0
FEMALE	0	0	0
NONBINARY	0	0	0
DECLINE TO STATE	0	0	0
AFRICAN-AMERICAN/BLACK/ AFRICAN-BORN	0	0	0
AMERICAN INDIAN/NATIVE AMERICAN/ALASKAN NATIVE	0	0	0
CAUCASIAN/WHITE EUROPEAN/ MIDDLE EASTERN	0	0	0
LATINO/HISPANIC	0	0	0
CENTRAL AMERICAN	0	0	0
PUERTO RICAN	0	0	0
CUBAN	0	0	0
SOUTH AMERICAN	0	0	0
MEXICAN	0	0	0
OTHER HISPANIC	0	0	0
ASIAN	0	0	0
CAMBODIAN	0	0	0
CHINESE	0	0	0
HMONG	0	0	0

DEMOGRAPHIC INFORMATION	APPLICANTS WHO RECEIVED NOTICE OF DENIAL OR DISQUALIFICATION OF LICENSURE	APPLICANTS WHO PROVIDED EVIDENCE OF MITIGATION OR REHABILITATION	APPLICANTS WHO APPEALED ANY DENIAL OR DISQUALIFICATION OF LICENSURE
INDIAN	0	0	0
INDONESIAN	0	0	0
JAPANESE	0	0	0
KOREAN	0	0	0
LAOTIAN	0	0	0
MALAYSIAN	0	0	0
PAKISTANI	0	0	0
SINGAPOREAN	0	0	0
THAI	0	0	0
VIETNAMESE	0	0	0
OTHER ASIAN	0	0	0
NATIVE HAWAIIAN/PACIFIC ISLANDER	0	0	0
FIJIAN	0	0	0
FILIPINO	0	0	0
GUAMANIAN	0	0	0
HAWAIIAN	0	0	0
SAMOAN	0	0	0
TONGAN	0	0	0
OTHER PACIFIC ISLANDER	0	0	0
OTHER NOT LISTED ABOVE	0	0	0

CHIROPRACTIC EXAMINERS, BOARD OF

LICENSE TYPE	TOTAL NUMBER OF APPLICATIONS RECEIVED	APPLICATIONS REQUIRING INQUIRIES REGARDING CRIMINAL HISTORY	APPLICANTS WHO RECEIVED NOTICE OF DENIAL OR DISQUALIFICATION OF LICENSURE	APPLICANTS WHO PROVIDED EVIDENCE OF MITIGATION OR REHABILITATION	OUTCOME			APPLICANTS WHO APPEALED ANY DENIAL OR DISQUALIFICATION OF LICENSURE	OUTCOME		
					DENIAL	ISSUED	WITHDRAWN		DENIAL	ISSUED	WITHDRAWN
DOCTOR CHIROPRACTIC	384	2	0	2	0	2	0	0	0	0	0

DEMOGRAPHIC INFORMATION	APPLICANTS WHO RECEIVED NOTICE OF DENIAL OR DISQUALIFICATION OF LICENSURE	APPLICANTS WHO PROVIDED EVIDENCE OF MITIGATION OR REHABILITATION	APPLICANTS WHO APPEALED ANY DENIAL OR DISQUALIFICATION OF LICENSURE
MALE	0	0	0
FEMALE	0	0	0
NONBINARY	0	0	0
DECLINE TO STATE	0	0	0
AFRICAN-AMERICAN/BLACK/AFRICAN-BORN	0	0	0
AMERICAN INDIAN/NATIVE AMERICAN/ALASKAN NATIVE	0	0	0
CAUCASIAN/WHITE EUROPEAN/MIDDLE EASTERN	0	0	0
LATINO/HISPANIC	0	0	0
CENTRAL AMERICAN	0	0	0
PUERTO RICAN	0	0	0
CUBAN	0	0	0
SOUTH AMERICAN	0	0	0
MEXICAN	0	0	0
OTHER HISPANIC	0	0	0
ASIAN	0	0	0
CAMBODIAN	0	0	0
CHINESE	0	0	0
HMONG	0	0	0

DEMOGRAPHIC INFORMATION	APPLICANTS WHO RECEIVED NOTICE OF DENIAL OR DISQUALIFICATION OF LICENSURE	APPLICANTS WHO PROVIDED EVIDENCE OF MITIGATION OR REHABILITATION	APPLICANTS WHO APPEALED ANY DENIAL OR DISQUALIFICATION OF LICENSURE
INDIAN	0	0	0
INDONESIAN	0	0	0
JAPANESE	0	0	0
KOREAN	0	0	0
LAOTIAN	0	0	0
MALAYSIAN	0	0	0
PAKISTANI	0	0	0
SINGAPOREAN	0	0	0
THAI	0	0	0
VIETNAMESE	0	0	0
OTHER ASIAN	0	0	0
NATIVE HAWAIIAN/PACIFIC ISLANDER	0	0	0
FIJIAN	0	0	0
FILIPINO	0	0	0
GUAMANIAN	0	0	0
HAWAIIAN	0	0	0
SAMOAN	0	0	0
TONGAN	0	0	0
OTHER PACIFIC ISLANDER	0	0	0
OTHER NOT LISTED ABOVE	0	0	0

CONTRACTORS STATE LICENSE BOARD

LICENSE TYPE	TOTAL NUMBER OF APPLICATIONS RECEIVED	APPLICATIONS REQUIRING INQUIRIES REGARDING CRIMINAL HISTORY	APPLICANTS WHO RECEIVED NOTICE OF DENIAL OR DISQUALIFICATION OF LICENSE	APPLICANTS WHO PROVIDED EVIDENCE OF MITIGATION OR REHABILITATION	OUTCOME			APPLICANTS WHO APPEALED ANY DENIAL OR DISQUALIFICATION OF LICENSE	OUTCOME		
					DENIAL	ISSUED	WITHDRAWN		DENIAL	ISSUED	WITHDRAWN
HOME IMPROVEMENT SALESPERSON	14,003	4,849	2	0	2	0	0	0	0	0	0
ORIGINAL CONTRACTOR'S	25,627	9,253	10	4	5	0	0	4	0	0	0

DEMOGRAPHIC INFORMATION	APPLICANTS WHO RECEIVED NOTICE OF DENIAL OR DISQUALIFICATION OF LICENSE	APPLICANTS WHO PROVIDED EVIDENCE OF MITIGATION OR REHABILITATION	APPLICANTS WHO APPEALED ANY DENIAL OR DISQUALIFICATION OF LICENSE
MALE	0	0	0
FEMALE	0	0	0
NONBINARY	0	0	0
DECLINE TO STATE	0	0	0
AFRICAN-AMERICAN/BLACK/AFRICAN-BORN	0	0	0
AMERICAN INDIAN/NATIVE AMERICAN/ALASKAN NATIVE	0	0	0
CAUCASIAN/WHITE EUROPEAN/MIDDLE EASTERN	0	0	0
LATINO/HISPANIC	0	0	0
CENTRAL AMERICAN	0	0	0
PUERTO RICAN	0	0	0
CUBAN	0	0	0
SOUTH AMERICAN	0	0	0
MEXICAN	0	0	0
OTHER HISPANIC	0	0	0
ASIAN	0	0	0
CAMBODIAN	0	0	0
CHINESE	0	0	0
HMONG	0	0	0

DEMOGRAPHIC INFORMATION	APPLICANTS WHO RECEIVED NOTICE OF DENIAL OR DISQUALIFICATION OF LICENSE	APPLICANTS WHO PROVIDED EVIDENCE OF MITIGATION OR REHABILITATION	APPLICANTS WHO APPEALED ANY DENIAL OR DISQUALIFICATION OF LICENSE
INDIAN	0	0	0
INDONESIAN	0	0	0
JAPANESE	0	0	0
KOREAN	0	0	0
LAOTIAN	0	0	0
MALAYSIAN	0	0	0
PAKISTANI	0	0	0
SINGAPOREAN	0	0	0
THAI	0	0	0
VIETNAMESE	0	0	0
OTHER ASIAN	0	0	0
NATIVE HAWAIIAN/PACIFIC ISLANDER	0	0	0
FIJIAN	0	0	0
FILIPINO	0	0	0
GUAMANIAN	0	0	0
HAWAIIAN	0	0	0
SAMOAN	0	0	0
TONGAN	0	0	0
OTHER PACIFIC ISLANDER	0	0	0
OTHER NOT LISTED ABOVE	0	0	0

COURT REPORTERS BOARD OF CALIFORNIA

LICENSE TYPE	TOTAL NUMBER OF APPLICATIONS RECEIVED	APPLICATIONS REQUIRING INQUIRIES REGARDING CRIMINAL HISTORY	APPLICANTS WHO RECEIVED NOTICE OF DENIAL OR DISQUALIFICATION OF LICENSURE	APPLICANTS WHO PROVIDED EVIDENCE OF MITIGATION OR REHABILITATION	OUTCOME			APPLICANTS WHO APPEALED ANY DENIAL OR DISQUALIFICATION OF LICENSURE	OUTCOME		
					DENIAL	ISSUED	WITHDRAWN		DENIAL	ISSUED	WITHDRAWN
CERTIFIED SHORTHAND REPORTER	68	0	0	0	0	0	0	0	0	0	0

DEMOGRAPHIC INFORMATION	APPLICANTS WHO RECEIVED NOTICE OF DENIAL OR DISQUALIFICATION OF LICENSURE	APPLICANTS WHO PROVIDED EVIDENCE OF MITIGATION OR REHABILITATION	APPLICANTS WHO APPEALED ANY DENIAL OR DISQUALIFICATION OF LICENSURE
MALE	0	0	0
FEMALE	0	0	0
NONBINARY	0	0	0
DECLINE TO STATE	0	0	0
AFRICAN-AMERICAN/BLACK/ AFRICAN-BORN	0	0	0
AMERICAN INDIAN/NATIVE AMERICAN/ALASKAN NATIVE	0	0	0
CAUCASIAN/WHITE EUROPEAN/ MIDDLE EASTERN	0	0	0
LATINO/HISPANIC	0	0	0
CENTRAL AMERICAN	0	0	0
PUERTO RICAN	0	0	0
CUBAN	0	0	0
SOUTH AMERICAN	0	0	0
MEXICAN	0	0	0
OTHER HISPANIC	0	0	0
ASIAN	0	0	0
CAMBODIAN	0	0	0
CHINESE	0	0	0
HMONG	0	0	0

DEMOGRAPHIC INFORMATION	APPLICANTS WHO RECEIVED NOTICE OF DENIAL OR DISQUALIFICATION OF LICENSURE	APPLICANTS WHO PROVIDED EVIDENCE OF MITIGATION OR REHABILITATION	APPLICANTS WHO APPEALED ANY DENIAL OR DISQUALIFICATION OF LICENSURE
INDIAN	0	0	0
INDONESIAN	0	0	0
JAPANESE	0	0	0
KOREAN	0	0	0
LAOTIAN	0	0	0
MALAYSIAN	0	0	0
PAKISTANI	0	0	0
SINGAPOREAN	0	0	0
THAI	0	0	0
VIETNAMESE	0	0	0
OTHER ASIAN	0	0	0
NATIVE HAWAIIAN/PACIFIC ISLANDER	0	0	0
FIJIAN	0	0	0
FILIPINO	0	0	0
GUAMANIAN	0	0	0
HAWAIIAN	0	0	0
SAMOAN	0	0	0
TONGAN	0	0	0
OTHER PACIFIC ISLANDER	0	0	0
OTHER NOT LISTED ABOVE	0	0	0

DENTAL BOARD OF CALIFORNIA											
LICENSE TYPE	TOTAL NUMBER OF APPLICATIONS RECEIVED	APPLICATIONS REQUIRING INQUIRIES REGARDING CRIMINAL HISTORY	APPLICANTS WHO RECEIVED NOTICE OF DENIAL OR DISQUALIFICATION OF LICENSURE	APPLICANTS WHO PROVIDED EVIDENCE OF MITIGATION OR REHABILITATION	OUTCOME			APPLICANTS WHO APPEALED ANY DENIAL OR DISQUALIFICATION OF LICENSURE	OUTCOME		
					DENIAL	ISSUED	WITHDRAWN		DENIAL	ISSUED	WITHDRAWN
CONSCIOUS SEDATION PERMIT	0	0	0	0	0	0	0	0	0	0	0
DENTAL SEDATION ASSISTANT PERMIT	21	4	0	0	0	4	0	0	0	0	0
DENTIST	1,888	7	1	0	1	0	0	1	0	0	0
ELECTIVE FACIAL COSMETIC SURGERY PERMIT	3	0	0	0	0	0	0	0	0	0	0
GENERAL ANESTHESIA PERMIT	64	0	0	0	0	0	0	0	0	0	0
MEDICAL GENERAL ANESTHESIA PERMIT	25	0	0	0	0	0	0	0	0	0	0
MODERATE SEDATION PERMIT	209	0	0	0	0	0	0	0	0	0	0
ORAL AND MAXILLOFACIAL SURGEON PERMIT	3	0	0	0	0	0	0	0	0	0	0
ORAL CONSCIOUS SEDATION PERMIT	95	0	0	0	0	0	0	0	0	0	0
ORTHODONTIC ASSISTANT PERMIT	267	5	1	0	1	5	0	0	0	0	0
PEDIATRIC MINIMAL SEDATION PERMIT	108	0	0	0	0	0	0	0	0	0	0
REGISTERED DENTAL ASSISTANT	2,983	227	14	1	14	213	0	7	0	2	0
REGISTERED DENTAL ASSISTANT IN EXTENDED FUNCTIONS	234	21	0	0	0	0	0	0	0	0	0
SPECIAL PERMIT	6	0	0	0	0	0	0	0	0	0	0

DEMOGRAPHIC INFORMATION	APPLICANTS WHO RECEIVED NOTICE OF DENIAL OR DISQUALIFICATION OF LICENSURE	APPLICANTS WHO PROVIDED EVIDENCE OF MITIGATION OR REHABILITATION	APPLICANTS WHO APPEALED ANY DENIAL OR DISQUALIFICATION OF LICENSURE
MALE	2	0	3
FEMALE	0	1	3
NONBINARY	0	0	0
DECLINE TO STATE	0	0	0
AFRICAN-AMERICAN/BLACK/ AFRICAN-BORN	0	0	0
AMERICAN INDIAN/NATIVE AMERICAN/ALASKAN NATIVE	0	0	0
CAUCASIAN/WHITE EUROPEAN/ MIDDLE EASTERN	0	0	2
LATINO/HISPANIC	1	1	2
CENTRAL AMERICAN	0	0	1
PUERTO RICAN	0	0	0
CUBAN	0	0	0
SOUTH AMERICAN	0	0	0
MEXICAN	0	0	0
OTHER HISPANIC	0	0	0
ASIAN	0	0	0
CAMBODIAN	0	0	0
CHINESE	0	0	0
HMONG	0	0	0

DEMOGRAPHIC INFORMATION	APPLICANTS WHO RECEIVED NOTICE OF DENIAL OR DISQUALIFICATION OF LICENSURE	APPLICANTS WHO PROVIDED EVIDENCE OF MITIGATION OR REHABILITATION	APPLICANTS WHO APPEALED ANY DENIAL OR DISQUALIFICATION OF LICENSURE
INDIAN	0	0	0
INDONESIAN	0	0	0
JAPANESE	0	0	0
KOREAN	0	0	0
LAOTIAN	0	0	0
MALAYSIAN	0	0	0
PAKISTANI	0	0	0
SINGAPOREAN	0	0	0
THAI	0	0	0
VIETNAMESE	0	0	0
OTHER ASIAN	0	0	0
NATIVE HAWAIIAN/PACIFIC ISLANDER	0	0	0
FIJIAN	0	0	0
FILIPINO	0	0	0
GUAMANIAN	0	0	0
HAWAIIAN	0	0	0
SAMOAN	0	0	0
TONGAN	0	0	0
OTHER PACIFIC ISLANDER	0	0	0
OTHER NOT LISTED ABOVE	0	0	0

DENTAL HYGIENE BOARD OF CALIFORNIA

LICENSE TYPE	TOTAL NUMBER OF APPLICATIONS RECEIVED	APPLICATIONS REQUIRING INQUIRIES REGARDING CRIMINAL HISTORY	APPLICANTS WHO RECEIVED NOTICE OF DENIAL OR DISQUALIFICATION OF LICENSURE	APPLICANTS WHO PROVIDED EVIDENCE OF MITIGATION OR REHABILITATION	OUTCOME			APPLICANTS WHO APPEALED ANY DENIAL OR DISQUALIFICATION OF LICENSURE	OUTCOME		
					DENIAL	ISSUED	WITHDRAWN		DENIAL	ISSUED	WITHDRAWN
REGISTERED DENTAL HYGIENIST	895	11	6	10	6	4	0	5	1	4	0
REGISTERED DENTAL HYGIENIST IN ALTERNATE PRACTICE	104	0	0	0	0	0	0	0	0	0	0
REGISTERED DENTAL HYGIENIST IN EXTENDED FUNCTIONS	0	0	0	0	0	0	0	0	0	0	0

DEMOGRAPHIC INFORMATION	APPLICANTS WHO RECEIVED NOTICE OF DENIAL OR DISQUALIFICATION OF LICENSURE	APPLICANTS WHO PROVIDED EVIDENCE OF MITIGATION OR REHABILITATION	APPLICANTS WHO APPEALED ANY DENIAL OR DISQUALIFICATION OF LICENSURE
MALE	0	0	0
FEMALE	0	2	1
NONBINARY	0	1	0
DECLINE TO STATE	0	0	0
AFRICAN-AMERICAN/BLACK/AFRICAN-BORN	0	0	0
AMERICAN INDIAN/NATIVE AMERICAN/ALASKAN NATIVE	0	0	0
CAUCASIAN/WHITE EUROPEAN/MIDDLE EASTERN	0	0	1
LATINO/HISPANIC	0	0	0
CENTRAL AMERICAN	0	0	0
PUERTO RICAN	0	0	0
CUBAN	0	0	0
SOUTH AMERICAN	0	0	0
MEXICAN	0	0	0
OTHER HISPANIC	0	0	0
ASIAN	0	0	0
CAMBODIAN	0	0	0
CHINESE	0	0	0
HMONG	0	0	0

DEMOGRAPHIC INFORMATION	APPLICANTS WHO RECEIVED NOTICE OF DENIAL OR DISQUALIFICATION OF LICENSURE	APPLICANTS WHO PROVIDED EVIDENCE OF MITIGATION OR REHABILITATION	APPLICANTS WHO APPEALED ANY DENIAL OR DISQUALIFICATION OF LICENSURE
INDIAN	0	0	0
INDONESIAN	0	0	0
JAPANESE	0	0	0
KOREAN	0	0	0
LAOTIAN	0	0	0
MALAYSIAN	0	0	0
PAKISTANI	0	0	0
SINGAPOREAN	0	0	0
THAI	0	0	0
VIETNAMESE	0	0	0
OTHER ASIAN	0	0	0
NATIVE HAWAIIAN/PACIFIC ISLANDER	0	0	0
FIJIAN	0	0	0
FILIPINO	0	0	0
GUAMANIAN	0	0	0
HAWAIIAN	0	0	0
SAMOAN	0	0	0
TONGAN	0	0	0
OTHER PACIFIC ISLANDER	0	0	0
OTHER NOT LISTED ABOVE	0	0	0

HOUSEHOLD GOODS AND SERVICES, BUREAU OF

LICENSE TYPE	TOTAL NUMBER OF APPLICATIONS RECEIVED	APPLICATIONS REQUIRING INQUIRIES REGARDING CRIMINAL HISTORY	APPLICANTS WHO RECEIVED NOTICE OF DENIAL OR DISQUALIFICATION OF LICENSURE	APPLICANTS WHO PROVIDED EVIDENCE OF MITIGATION OR REHABILITATION	OUTCOME			APPLICANTS WHO APPEALED ANY DENIAL OR DISQUALIFICATION OF LICENSURE	OUTCOME		
					DENIAL	ISSUED	WITHDRAWN		DENIAL	ISSUED	WITHDRAWN
APPLIANCE SERVICE DEALER REGISTRATION	467	10	0	0	0	0	0	0	0	0	0
BEDDING RETAILER LICENSE	6	6	0	0	0	0	0	0	0	0	0
COMBINATION SERVICE DEALER REGISTRATION	24	0	0	0	0	0	0	0	0	0	0
CUSTOM UPHOLSTERER LICENSE	9	0	0	0	0	0	0	0	0	0	0
ELECTRONIC SERVICE DEALER REGISTRATION	182	16	0	4	0	4	0	0	0	0	0
FURNITURE AND BEDDING MANUFACTURER LICENSE	94	0	0	0	0	0	0	0	0	0	0
FURNITURE AND BEDDING RETAILER LICENSE	249	0	0	0	0	0	0	0	0	0	0
FURNITURE AND BEDDING WHOLESALER LICENSE	16	0	0	0	0	0	0	0	0	0	0
FURNITURE RETAILER LICENSE	64	1	0	1	0	1	0	0	0	0	0
HOUSEHOLD MOVERS PERMIT	170	47	2	1	1	1	0	0	0	0	0
IMPORTER LICENSE	671	1	0	0	0	0	0	0	0	0	0
SANITIZER LICENSE	2	0	0	0	0	0	0	0	0	0	0
SERVICE CONTRACT ADMINISTRATOR LICENSE	12	1	0	0	0	0	0	0	0	0	0
SERVICE CONTRACT SELLER REGISTRATION	292	4	0	0	0	0	0	0	0	0	0
SUPPLY DEALER LICENSE	2	0	0	0	0	0	0	0	0	0	0
THERMAL INSULATION MANUFACTURER LICENSE	2	0	0	0	0	0	0	0	0	0	0

DEMOGRAPHIC INFORMATION	APPLICANTS WHO RECEIVED NOTICE OF DENIAL OR DISQUALIFICATION OF LICENSURE	APPLICANTS WHO PROVIDED EVIDENCE OF MITIGATION OR REHABILITATION	APPLICANTS WHO APPEALED ANY DENIAL OR DISQUALIFICATION OF LICENSURE
MALE	0	0	0
FEMALE	0	0	0
NONBINARY	0	0	0
DECLINE TO STATE	0	0	0
AFRICAN-AMERICAN/BLACK/AFRICAN-BORN	0	0	0
AMERICAN INDIAN/NATIVE AMERICAN/ALASKAN NATIVE	0	0	0
CAUCASIAN/WHITE EUROPEAN/MIDDLE EASTERN	0	0	0
LATINO/HISPANIC	0	0	0
CENTRAL AMERICAN	0	0	0
PUERTO RICAN	0	0	0
CUBAN	0	0	0
SOUTH AMERICAN	0	0	0
MEXICAN	0	0	0
OTHER HISPANIC	0	0	0
ASIAN	0	0	0
CAMBODIAN	0	0	0
CHINESE	0	0	0
HMONG	0	0	0

DEMOGRAPHIC INFORMATION	APPLICANTS WHO RECEIVED NOTICE OF DENIAL OR DISQUALIFICATION OF LICENSURE	APPLICANTS WHO PROVIDED EVIDENCE OF MITIGATION OR REHABILITATION	APPLICANTS WHO APPEALED ANY DENIAL OR DISQUALIFICATION OF LICENSURE
INDIAN	0	0	0
INDONESIAN	0	0	0
JAPANESE	0	0	0
KOREAN	0	0	0
LAOTIAN	0	0	0
MALAYSIAN	0	0	0
PAKISTANI	0	0	0
SINGAPOREAN	0	0	0
THAI	0	0	0
VIETNAMESE	0	0	0
OTHER ASIAN	0	0	0
NATIVE HAWAIIAN/PACIFIC ISLANDER	0	0	0
FIJIAN	0	0	0
FILIPINO	0	0	0
GUAMANIAN	0	0	0
HAWAIIAN	0	0	0
SAMOAN	0	0	0
TONGAN	0	0	0
OTHER PACIFIC ISLANDER	0	0	0
OTHER NOT LISTED ABOVE	0	0	0

MEDICAL BOARD OF CALIFORNIA

LICENSE TYPE	TOTAL NUMBER OF APPLICATIONS RECEIVED	APPLICATIONS REQUIRING INQUIRIES REGARDING CRIMINAL HISTORY	APPLICANTS WHO RECEIVED NOTICE OF DENIAL OR DISQUALIFICATION OF LICENSURE	APPLICANTS WHO PROVIDED EVIDENCE OF MITIGATION OR REHABILITATION	OUTCOME			APPLICANTS WHO APPEALED ANY DENIAL OR DISQUALIFICATION OF LICENSURE	OUTCOME		
					DENIAL	ISSUED	WITHDRAWN		DENIAL	ISSUED	WITHDRAWN
LICENSED MIDWIFE	28	0	0	0	0	0	0	0	0	0	0
PHYSICIAN AND SURGEON	8,649	23	0	19	0	18	1	0	0	0	0
POLYSOMNOGRAPHIC TECHNICIAN	21	0	0	0	0	0	0	0	0	0	0
POLYSOMNOGRAPHIC TECHNOLOGIST	47	0	0	0	0	0	0	0	0	0	0
POLYSOMNOGRAPHIC TRAINEE	43	0	0	1	0	0	0	0	0	0	0
POSTGRADUATE TRAINING	2,145	6	0	6	0	5	0	0	0	0	0
RESEARCH PSYCHOANALYST	4	0	0	0	0	0	0	0	0	0	0
RESEARCH PSYCHOANALYST STUDENT	3	0	0	0	0	0	0	0	0	0	0
SPECIAL FACULTY	1	0	0	0	0	0	0	0	0	0	0
SPECIAL PROGRAMS (INDIVIDUAL)	57	0	0	0	0	0	0	0	0	0	0
BPC 853 PILOT PROGRAM PHYSICIAN	14	0	0	0	0	0	0	0	0	0	0

DEMOGRAPHIC INFORMATION	APPLICANTS WHO RECEIVED NOTICE OF DENIAL OR DISQUALIFICATION OF LICENSURE	APPLICANTS WHO PROVIDED EVIDENCE OF MITIGATION OR REHABILITATION	APPLICANTS WHO APPEALED ANY DENIAL OR DISQUALIFICATION OF LICENSURE
MALE	0	0	0
FEMALE	0	0	0
NONBINARY	0	0	0
DECLINE TO STATE	0	0	0
AFRICAN-AMERICAN/BLACK/AFRICAN-BORN	0	0	0
AMERICAN INDIAN/NATIVE AMERICAN/ALASKAN NATIVE	0	0	0
CAUCASIAN/WHITE EUROPEAN/MIDDLE EASTERN	0	0	0
LATINO/HISPANIC	0	0	0
CENTRAL AMERICAN	0	0	0
PUERTO RICAN	0	0	0
CUBAN	0	0	0
SOUTH AMERICAN	0	0	0
MEXICAN	0	0	0
OTHER HISPANIC	0	0	0
ASIAN	0	0	0
CAMBODIAN	0	0	0
CHINESE	0	0	0
HMONG	0	0	0

DEMOGRAPHIC INFORMATION	APPLICANTS WHO RECEIVED NOTICE OF DENIAL OR DISQUALIFICATION OF LICENSURE	APPLICANTS WHO PROVIDED EVIDENCE OF MITIGATION OR REHABILITATION	APPLICANTS WHO APPEALED ANY DENIAL OR DISQUALIFICATION OF LICENSURE
INDIAN	0	0	0
INDONESIAN	0	0	0
JAPANESE	0	0	0
KOREAN	0	0	0
LAOTIAN	0	0	0
MALAYSIAN	0	0	0
PAKISTANI	0	0	0
SINGAPOREAN	0	0	0
THAI	0	0	0
VIETNAMESE	0	0	0
OTHER ASIAN	0	0	0
NATIVE HAWAIIAN/PACIFIC ISLANDER	0	0	0
FIJIAN	0	0	0
FILIPINO	0	0	0
GUAMANIAN	0	0	0
HAWAIIAN	0	0	0
SAMOAN	0	0	0
TONGAN	0	0	0
OTHER PACIFIC ISLANDER	0	0	0
OTHER NOT LISTED ABOVE	0	0	0

CALIFORNIA BOARD OF NATUROPATHIC MEDICINE

LICENSE TYPE	TOTAL NUMBER OF APPLICATIONS RECEIVED	APPLICATIONS REQUIRING INQUIRIES REGARDING CRIMINAL HISTORY	APPLICANTS WHO RECEIVED NOTICE OF DENIAL OR DISQUALIFICATION OF LICENSURE	APPLICANTS WHO PROVIDED EVIDENCE OF MITIGATION OR REHABILITATION	OUTCOME			APPLICANTS WHO APPEALED ANY DENIAL OR DISQUALIFICATION OF LICENSURE	OUTCOME		
					DENIAL	ISSUED	WITHDRAWN		DENIAL	ISSUED	WITHDRAWN
NATUROPATHIC DOCTOR	108	2	0	2	0	2	0	0	0	0	0

DEMOGRAPHIC INFORMATION	APPLICANTS WHO RECEIVED NOTICE OF DENIAL OR DISQUALIFICATION OF LICENSURE	APPLICANTS WHO PROVIDED EVIDENCE OF MITIGATION OR REHABILITATION	APPLICANTS WHO APPEALED ANY DENIAL OR DISQUALIFICATION OF LICENSURE
MALE	0	0	0
FEMALE	0	0	0
NONBINARY	0	0	0
DECLINE TO STATE	0	0	0
AFRICAN-AMERICAN/BLACK/ AFRICAN-BORN	0	0	0
AMERICAN INDIAN/NATIVE AMERICAN/ALASKAN NATIVE	0	0	0
CAUCASIAN/WHITE EUROPEAN/ MIDDLE EASTERN	0	0	0
LATINO/HISPANIC	0	0	0
CENTRAL AMERICAN	0	0	0
PUERTO RICAN	0	0	0
CUBAN	0	0	0
SOUTH AMERICAN	0	0	0
MEXICAN	0	0	0
OTHER HISPANIC	0	0	0
ASIAN	0	0	0
CAMBODIAN	0	0	0
CHINESE	0	0	0
HMONG	0	0	0

DEMOGRAPHIC INFORMATION	APPLICANTS WHO RECEIVED NOTICE OF DENIAL OR DISQUALIFICATION OF LICENSURE	APPLICANTS WHO PROVIDED EVIDENCE OF MITIGATION OR REHABILITATION	APPLICANTS WHO APPEALED ANY DENIAL OR DISQUALIFICATION OF LICENSURE
INDIAN	0	0	0
INDONESIAN	0	0	0
JAPANESE	0	0	0
KOREAN	0	0	0
LAOTIAN	0	0	0
MALAYSIAN	0	0	0
PAKISTANI	0	0	0
SINGAPOREAN	0	0	0
THAI	0	0	0
VIETNAMESE	0	0	0
OTHER ASIAN	0	0	0
NATIVE HAWAIIAN/PACIFIC ISLANDER	0	0	0
FIJIAN	0	0	0
FILIPINO	0	0	0
GUAMANIAN	0	0	0
HAWAIIAN	0	0	0
SAMOAN	0	0	0
TONGAN	0	0	0
OTHER PACIFIC ISLANDER	0	0	0
OTHER NOT LISTED ABOVE	0	0	0

OCCUPATIONAL THERAPY, CALIFORNIA BOARD OF

LICENSE TYPE	TOTAL NUMBER OF APPLICATIONS RECEIVED	APPLICATIONS REQUIRING INQUIRIES REGARDING CRIMINAL HISTORY	APPLICANTS WHO RECEIVED NOTICE OF DENIAL OR DISQUALIFICATION OF LICENSURE	APPLICANTS WHO PROVIDED EVIDENCE OF MITIGATION OR REHABILITATION	OUTCOME			APPLICANTS WHO APPEALED ANY DENIAL OR DISQUALIFICATION OF LICENSURE	OUTCOME		
					DENIAL	ISSUED	WITHDRAWN		DENIAL	ISSUED	WITHDRAWN
OCCUPATIONAL THERAPIST	1,630	27	5	3	0	2	0	0	0	0	0
OCCUPATIONAL THERAPIST LIMITED	91	1	0	0	0	0	0	0	0	0	0
OCCUPATIONAL THERAPY ASSISTANT	514	22	1	5	0	5	0	0	0	0	0
OCCUPATIONAL THERAPY ASSISTANT LIMITED	32	1	0	0	0	0	0	0	0	0	0

DEMOGRAPHIC INFORMATION	APPLICANTS WHO RECEIVED NOTICE OF DENIAL OR DISQUALIFICATION OF LICENSURE	APPLICANTS WHO PROVIDED EVIDENCE OF MITIGATION OR REHABILITATION	APPLICANTS WHO APPEALED ANY DENIAL OR DISQUALIFICATION OF LICENSURE
MALE	2	0	0
FEMALE	1	0	0
NONBINARY	0	0	0
DECLINE TO STATE	0	0	0
AFRICAN-AMERICAN/BLACK/ AFRICAN-BORN	0	0	0
AMERICAN INDIAN/NATIVE AMERICAN/ALASKAN NATIVE	0	0	0
CAUCASIAN/WHITE EUROPEAN/ MIDDLE EASTERN	0	0	0
LATINO/HISPANIC	0	0	0
CENTRAL AMERICAN	0	0	0
PUERTO RICAN	0	0	0
CUBAN	0	0	0
SOUTH AMERICAN	0	0	0
MEXICAN	0	0	0
OTHER HISPANIC	0	0	0
ASIAN	0	0	0
CAMBODIAN	0	0	0
CHINESE	0	0	0
HMONG	0	0	0

DEMOGRAPHIC INFORMATION	APPLICANTS WHO RECEIVED NOTICE OF DENIAL OR DISQUALIFICATION OF LICENSURE	APPLICANTS WHO PROVIDED EVIDENCE OF MITIGATION OR REHABILITATION	APPLICANTS WHO APPEALED ANY DENIAL OR DISQUALIFICATION OF LICENSURE
INDIAN	0	0	0
INDONESIAN	0	0	0
JAPANESE	0	0	0
KOREAN	0	0	0
LAOTIAN	0	0	0
MALAYSIAN	0	0	0
PAKISTANI	0	0	0
SINGAPOREAN	0	0	0
THAI	0	0	0
VIETNAMESE	0	0	0
OTHER ASIAN	0	0	0
NATIVE HAWAIIAN/PACIFIC ISLANDER	0	0	0
FIJIAN	0	0	0
FILIPINO	0	0	0
GUAMANIAN	0	0	0
HAWAIIAN	0	0	0
SAMOAN	0	0	0
TONGAN	0	0	0
OTHER PACIFIC ISLANDER	0	0	0
OTHER NOT LISTED ABOVE	0	0	0

OPTOMETRY, CALIFORNIA STATE BOARD OF

LICENSE TYPE	TOTAL NUMBER OF APPLICATIONS RECEIVED	APPLICATIONS REQUIRING INQUIRIES REGARDING CRIMINAL HISTORY	APPLICANTS WHO RECEIVED NOTICE OF DENIAL OR DISQUALIFICATION OF LICENSURE	APPLICANTS WHO PROVIDED EVIDENCE OF MITIGATION OR REHABILITATION	OUTCOME			APPLICANTS WHO APPEALED ANY DENIAL OR DISQUALIFICATION OF LICENSURE	OUTCOME		
					DENIAL	ISSUED	WITHDRAWN		DENIAL	ISSUED	WITHDRAWN
NONRESIDENT CONTACT LENS SELLER REGISTRATION	3	0	0	0	0	0	0	0	0	0	0
OPTOMETRIST	259	4	0	0	0	4	0	0	0	0	0
REGISTERED CONTACT LENS DISPENSER	192	2	0	0	0	2	0	0	0	0	0
REGISTERED DISPENSING OPTICIAN REGISTRATION	82	0	0	0	0	0	0	0	0	0	0
REGISTERED SPECTACLE LENS DISPENSER	429	45	3	17	3	42	0	2	0	1	1
STATEMENT OF LICENSURE	411	0	0	0	0	0	0	0	0	0	0

DEMOGRAPHIC INFORMATION	APPLICANTS WHO RECEIVED NOTICE OF DENIAL OR DISQUALIFICATION OF LICENSURE	APPLICANTS WHO PROVIDED EVIDENCE OF MITIGATION OR REHABILITATION	APPLICANTS WHO APPEALED ANY DENIAL OR DISQUALIFICATION OF LICENSURE
MALE	2	0	0
FEMALE	0	0	0
NONBINARY	0	0	0
DECLINE TO STATE	0	0	0
AFRICAN-AMERICAN/BLACK/ AFRICAN-BORN	1	1	0
AMERICAN INDIAN/NATIVE AMERICAN/ALASKAN NATIVE	0	0	0
CAUCASIAN/WHITE EUROPEAN/ MIDDLE EASTERN	1	0	0
LATINO/HISPANIC	0	0	0
CENTRAL AMERICAN	0	0	0
PUERTO RICAN	0	0	0
CUBAN	0	0	0
SOUTH AMERICAN	0	0	0
MEXICAN	0	0	0
OTHER HISPANIC	0	0	0
ASIAN	0	0	0
CAMBODIAN	0	0	0
CHINESE	0	0	0
HMONG	0	0	0

DEMOGRAPHIC INFORMATION	APPLICANTS WHO RECEIVED NOTICE OF DENIAL OR DISQUALIFICATION OF LICENSURE	APPLICANTS WHO PROVIDED EVIDENCE OF MITIGATION OR REHABILITATION	APPLICANTS WHO APPEALED ANY DENIAL OR DISQUALIFICATION OF LICENSURE
INDIAN	0	0	0
INDONESIAN	0	0	0
JAPANESE	0	0	0
KOREAN	0	0	0
LAOTIAN	0	0	0
MALAYSIAN	0	0	0
PAKISTANI	0	0	0
SINGAPOREAN	0	0	0
THAI	0	0	0
VIETNAMESE	0	0	0
OTHER ASIAN	0	0	0
NATIVE HAWAIIAN/PACIFIC ISLANDER	0	0	0
FIJIAN	0	0	0
FILIPINO	0	0	0
GUAMANIAN	0	0	0
HAWAIIAN	0	0	0
SAMOAN	0	0	0
TONGAN	0	0	0
OTHER PACIFIC ISLANDER	0	0	0
OTHER NOT LISTED ABOVE	0	0	0

OSTEOPATHIC MEDICAL BOARD OF CALIFORNIA

LICENSE TYPE	TOTAL NUMBER OF APPLICATIONS RECEIVED	APPLICATIONS REQUIRING INQUIRIES REGARDING CRIMINAL HISTORY	APPLICANTS WHO RECEIVED NOTICE OF DENIAL OR DISQUALIFICATION OF LICENSURE	APPLICANTS WHO PROVIDED EVIDENCE OF MITIGATION OR REHABILITATION	OUTCOME			APPLICANTS WHO APPEALED ANY DENIAL OR DISQUALIFICATION OF LICENSURE	OUTCOME		
					DENIAL	ISSUED	WITHDRAWN		DENIAL	ISSUED	WITHDRAWN
OSTEOPATHIC PHYSICIAN AND SURGEON	1,380	15	0	15	0	15	0	0	0	0	0
POSTGRADUATE TRAINING	687	9	0	9	0	9	0	0	0	0	0

DEMOGRAPHIC INFORMATION	APPLICANTS WHO RECEIVED NOTICE OF DENIAL OR DISQUALIFICATION OF LICENSURE	APPLICANTS WHO PROVIDED EVIDENCE OF MITIGATION OR REHABILITATION	APPLICANTS WHO APPEALED ANY DENIAL OR DISQUALIFICATION OF LICENSURE
MALE	0	0	0
FEMALE	0	0	0
NONBINARY	0	0	0
DECLINE TO STATE	0	0	0
AFRICAN-AMERICAN/BLACK/ AFRICAN-BORN	0	0	0
AMERICAN INDIAN/NATIVE AMERICAN/ALASKAN NATIVE	0	0	0
CAUCASIAN/WHITE EUROPEAN/ MIDDLE EASTERN	0	0	0
LATINO/HISPANIC	0	0	0
CENTRAL AMERICAN	0	0	0
PUERTO RICAN	0	0	0
CUBAN	0	0	0
SOUTH AMERICAN	0	0	0
MEXICAN	0	0	0
OTHER HISPANIC	0	0	0
ASIAN	0	0	0
CAMBODIAN	0	0	0
CHINESE	0	0	0
HMONG	0	0	0

DEMOGRAPHIC INFORMATION	APPLICANTS WHO RECEIVED NOTICE OF DENIAL OR DISQUALIFICATION OF LICENSURE	APPLICANTS WHO PROVIDED EVIDENCE OF MITIGATION OR REHABILITATION	APPLICANTS WHO APPEALED ANY DENIAL OR DISQUALIFICATION OF LICENSURE
INDIAN	0	0	0
INDONESIAN	0	0	0
JAPANESE	0	0	0
KOREAN	0	0	0
LAOTIAN	0	0	0
MALAYSIAN	0	0	0
PAKISTANI	0	0	0
SINGAPOREAN	0	0	0
THAI	0	0	0
VIETNAMESE	0	0	0
OTHER ASIAN	0	0	0
NATIVE HAWAIIAN/PACIFIC ISLANDER	0	0	0
FIJIAN	0	0	0
FILIPINO	0	0	0
GUAMANIAN	0	0	0
HAWAIIAN	0	0	0
SAMOAN	0	0	0
TONGAN	0	0	0
OTHER PACIFIC ISLANDER	0	0	0
OTHER NOT LISTED ABOVE	0	0	0

PHARMACY, CALIFORNIA STATE BOARD OF

LICENSE TYPE	TOTAL NUMBER OF APPLICATIONS RECEIVED	APPLICATIONS REQUIRING INQUIRIES REGARDING CRIMINAL HISTORY	APPLICANTS WHO RECEIVED NOTICE OF DENIAL OR DISQUALIFICATION OF LICENSURE	APPLICANTS WHO PROVIDED EVIDENCE OF MITIGATION OR REHABILITATION	OUTCOME			APPLICANTS WHO APPEALED ANY DENIAL OR DISQUALIFICATION OF LICENSURE	OUTCOME		
					DENIAL	ISSUED	WITHDRAWN		DENIAL	ISSUED	WITHDRAWN
ADVANCED PRACTICE PHARMACIST	163	0	0	0	0	0	0	0	0	0	0
DESIGNATED PARAMEDIC	1	0	0	0	0	0	0	0	0	0	0
DESIGNATED REPRESENTATIVE	465	9	2	1	0	0	1	0	0	0	0
DESIGNATED REPRESENTATIVE-3PL	145	4	0	0	0	0	0	0	0	0	0
DESIGNATED REPRESENTATIVE-REVERSE DISTRIBUTOR	6	0	0	0	0	0	0	0	0	0	0
DESIGNATED REPRESENTATIVE VET	8	0	0	0	0	0	0	0	0	0	0
INTERN PHARMACIST	1,312	7	3	4	0	4	0	3	0	0	0
PHARMACIST INITIAL LICENSING APPLICATIONS	1,801	0	0	0	0	0	0	0	0	0	0
PHARMACIST EXAMINATION APPLICATIONS	2,009	13	6	4	1	1	0	1	0	0	0
PHARMACY TECHNICIAN	5,494	108	40	26	6	11	0	10	0	1*	4**

DEMOGRAPHIC INFORMATION	APPLICANTS WHO RECEIVED NOTICE OF DENIAL OR DISQUALIFICATION OF LICENSURE	APPLICANTS WHO PROVIDED EVIDENCE OF MITIGATION OR REHABILITATION	APPLICANTS WHO APPEALED ANY DENIAL OR DISQUALIFICATION OF LICENSURE
MALE	2	5	3
FEMALE	1	1	2
NONBINARY	0	0	0
DECLINE TO STATE	0	2	1
AFRICAN-AMERICAN/BLACK/AFRICAN-BORN	1	1	1
AMERICAN INDIAN/NATIVE AMERICAN/ALASKAN NATIVE	0	0	0
CAUCASIAN/WHITE EUROPEAN/MIDDLE EASTERN	1	2	0
LATINO/HISPANIC	2	1	0
CENTRAL AMERICAN	0	0	1
PUERTO RICAN	0	0	0
CUBAN	0	0	0
SOUTH AMERICAN	0	0	0
MEXICAN	0	0	0
OTHER HISPANIC	0	0	0
ASIAN	0	1	1
CAMBODIAN	0	0	1
CHINESE	0	1	0
HMONG	0	0	0

DEMOGRAPHIC INFORMATION	APPLICANTS WHO RECEIVED NOTICE OF DENIAL OR DISQUALIFICATION OF LICENSURE	APPLICANTS WHO PROVIDED EVIDENCE OF MITIGATION OR REHABILITATION	APPLICANTS WHO APPEALED ANY DENIAL OR DISQUALIFICATION OF LICENSURE
INDIAN	0	0	0
INDONESIAN	0	0	0
JAPANESE	0	0	0
KOREAN	0	0	0
LAOTIAN	0	0	0
MALAYSIAN	0	0	0
PAKISTANI	0	0	0
SINGAPOREAN	0	0	0
THAI	0	0	0
VIETNAMESE	0	0	0
OTHER ASIAN	0	0	0
NATIVE HAWAIIAN/PACIFIC ISLANDER	0	0	0
FIJIAN	0	0	0
FILIPINO	0	0	0
GUAMANIAN	0	0	0
HAWAIIAN	0	0	0
SAMOAN	0	0	0
TONGAN	0	0	0
OTHER PACIFIC ISLANDER	0	0	0
OTHER NOT LISTED ABOVE	0	0	0

*License issued with probation.

**Two withdrawn by applicants.

PHYSICAL THERAPY BOARD OF CALIFORNIA

LICENSE TYPE	TOTAL NUMBER OF APPLICATIONS RECEIVED	APPLICATIONS REQUIRING INQUIRIES REGARDING CRIMINAL HISTORY	APPLICANTS WHO RECEIVED NOTICE OF DENIAL OR DISQUALIFICATION OF LICENSURE	APPLICANTS WHO PROVIDED EVIDENCE OF MITIGATION OR REHABILITATION	OUTCOME			APPLICANTS WHO APPEALED ANY DENIAL OR DISQUALIFICATION OF LICENSURE	OUTCOME		
					DENIAL	ISSUED	WITHDRAWN		DENIAL	ISSUED	WITHDRAWN
PHYSICAL THERAPIST	2,292	36	1	1	0	0	0	1	0	0	0
PHYSICAL THERAPIST ASSISTANT	920	50	8	6	0	0	0	3	2	1	0
ELECTRONEUROMYGRAPHER CERTIFICATION	3	0	0	0	0	0	0	0	0	0	0
KINESIOLOGICAL ELECTROMYOGRAPHER CERTIFICATION	0	0	0	0	0	0	0	0	0	0	0

DEMOGRAPHIC INFORMATION	APPLICANTS WHO RECEIVED NOTICE OF DENIAL OR DISQUALIFICATION OF LICENSURE	APPLICANTS WHO PROVIDED EVIDENCE OF MITIGATION OR REHABILITATION	APPLICANTS WHO APPEALED ANY DENIAL OR DISQUALIFICATION OF LICENSURE
MALE	0	0	0
FEMALE	0	0	0
NONBINARY	0	0	0
DECLINE TO STATE	1	0	0
AFRICAN-AMERICAN/BLACK/AFRICAN-BORN	0	0	0
AMERICAN INDIAN/NATIVE AMERICAN/ALASKAN NATIVE	0	0	0
CAUCASIAN/WHITE EUROPEAN/MIDDLE EASTERN	0	0	0
LATINO/HISPANIC	0	0	0
CENTRAL AMERICAN	0	0	0
PUERTO RICAN	0	0	0
CUBAN	0	0	0
SOUTH AMERICAN	0	0	0
MEXICAN	0	0	0
OTHER HISPANIC	0	0	0
ASIAN	0	0	0
CAMBODIAN	0	0	0
CHINESE	0	0	0
HMONG	0	0	0

DEMOGRAPHIC INFORMATION	APPLICANTS WHO RECEIVED NOTICE OF DENIAL OR DISQUALIFICATION OF LICENSURE	APPLICANTS WHO PROVIDED EVIDENCE OF MITIGATION OR REHABILITATION	APPLICANTS WHO APPEALED ANY DENIAL OR DISQUALIFICATION OF LICENSURE
INDIAN	0	0	0
INDONESIAN	0	0	0
JAPANESE	0	0	0
KOREAN	0	0	0
LAOTIAN	0	0	0
MALAYSIAN	0	0	0
PAKISTANI	0	0	0
SINGAPOREAN	0	0	0
THAI	0	0	0
VIETNAMESE	0	0	0
OTHER ASIAN	0	0	0
NATIVE HAWAIIAN/PACIFIC ISLANDER	0	0	0
FIJIAN	0	0	0
FILIPINO	0	0	0
GUAMANIAN	0	0	0
HAWAIIAN	0	0	0
SAMOAN	0	0	0
TONGAN	0	0	0
OTHER PACIFIC ISLANDER	0	0	0
OTHER NOT LISTED ABOVE	0	0	0

PHYSICIAN ASSISTANT BOARD											
LICENSE TYPE	TOTAL NUMBER OF APPLICATIONS RECEIVED	APPLICATIONS REQUIRING INQUIRIES REGARDING CRIMINAL HISTORY	APPLICANTS WHO RECEIVED NOTICE OF DENIAL OR DISQUALIFICATION OF LICENSURE	APPLICANTS WHO PROVIDED EVIDENCE OF MITIGATION OR REHABILITATION	OUTCOME			APPLICANTS WHO APPEALED ANY DENIAL OR DISQUALIFICATION OF LICENSURE	OUTCOME		
					DENIAL	ISSUED	WITHDRAWN		DENIAL	ISSUED	WITHDRAWN
PHYSICIAN ASSISTANT	1,858	38	1	33	0	27	0	0	0	0	0

DEMOGRAPHIC INFORMATION	APPLICANTS WHO RECEIVED NOTICE OF DENIAL OR DISQUALIFICATION OF LICENSURE	APPLICANTS WHO PROVIDED EVIDENCE OF MITIGATION OR REHABILITATION	APPLICANTS WHO APPEALED ANY DENIAL OR DISQUALIFICATION OF LICENSURE
MALE	0	0	0
FEMALE	0	0	0
NONBINARY	0	0	0
DECLINE TO STATE	0	0	0
AFRICAN-AMERICAN/BLACK/ AFRICAN-BORN	0	0	0
AMERICAN INDIAN/NATIVE AMERICAN/ALASKAN NATIVE	0	0	0
CAUCASIAN/WHITE EUROPEAN/ MIDDLE EASTERN	0	0	0
LATINO/HISPANIC	0	0	0
CENTRAL AMERICAN	0	0	0
PUERTO RICAN	0	0	0
CUBAN	0	0	0
SOUTH AMERICAN	0	0	0
MEXICAN	0	0	0
OTHER HISPANIC	0	0	0
ASIAN	0	0	0
CAMBODIAN	0	0	0
CHINESE	0	0	0
HMONG	0	0	0

DEMOGRAPHIC INFORMATION	APPLICANTS WHO RECEIVED NOTICE OF DENIAL OR DISQUALIFICATION OF LICENSURE	APPLICANTS WHO PROVIDED EVIDENCE OF MITIGATION OR REHABILITATION	APPLICANTS WHO APPEALED ANY DENIAL OR DISQUALIFICATION OF LICENSURE
INDIAN	0	0	0
INDONESIAN	0	0	0
JAPANESE	0	0	0
KOREAN	0	0	0
LAOTIAN	0	0	0
MALAYSIAN	0	0	0
PAKISTANI	0	0	0
SINGAPOREAN	0	0	0
THAI	0	0	0
VIETNAMESE	0	0	0
OTHER ASIAN	0	0	0
NATIVE HAWAIIAN/PACIFIC ISLANDER	0	0	0
FIJIAN	0	0	0
FILIPINO	0	0	0
GUAMANIAN	0	0	0
HAWAIIAN	0	0	0
SAMOAN	0	0	0
TONGAN	0	0	0
OTHER PACIFIC ISLANDER	0	0	0
OTHER NOT LISTED ABOVE	0	0	0

PODIATRIC MEDICAL BOARD OF CALIFORNIA

LICENSE TYPE	TOTAL NUMBER OF APPLICATIONS RECEIVED	APPLICATIONS REQUIRING INQUIRIES REGARDING CRIMINAL HISTORY	APPLICANTS WHO RECEIVED NOTICE OF DENIAL OR DISQUALIFICATION OF LICENSURE	APPLICANTS WHO PROVIDED EVIDENCE OF MITIGATION OR REHABILITATION	OUTCOME			APPLICANTS WHO APPEALED ANY DENIAL OR DISQUALIFICATION OF LICENSURE	OUTCOME		
					DENIAL	ISSUED	WITHDRAWN		DENIAL	ISSUED	WITHDRAWN
DOCTOR OF PODIATRIC MEDICINE	108	0	0	0	0	0	0	0	0	0	0
RESIDENT STATUS	49	0	0	0	0	0	0	0	0	0	0

DEMOGRAPHIC INFORMATION	APPLICANTS WHO RECEIVED NOTICE OF DENIAL OR DISQUALIFICATION OF LICENSURE	APPLICANTS WHO PROVIDED EVIDENCE OF MITIGATION OR REHABILITATION	APPLICANTS WHO APPEALED ANY DENIAL OR DISQUALIFICATION OF LICENSURE
MALE	0	0	0
FEMALE	0	0	0
NONBINARY	0	0	0
DECLINE TO STATE	0	0	0
AFRICAN-AMERICAN/BLACK/ AFRICAN-BORN	0	0	0
AMERICAN INDIAN/NATIVE AMERICAN/ALASKAN NATIVE	0	0	0
CAUCASIAN/WHITE EUROPEAN/ MIDDLE EASTERN	0	0	0
LATINO/HISPANIC	0	0	0
CENTRAL AMERICAN	0	0	0
PUERTO RICAN	0	0	0
CUBAN	0	0	0
SOUTH AMERICAN	0	0	0
MEXICAN	0	0	0
OTHER HISPANIC	0	0	0
ASIAN	0	0	0
CAMBODIAN	0	0	0
CHINESE	0	0	0
HMONG	0	0	0

DEMOGRAPHIC INFORMATION	APPLICANTS WHO RECEIVED NOTICE OF DENIAL OR DISQUALIFICATION OF LICENSURE	APPLICANTS WHO PROVIDED EVIDENCE OF MITIGATION OR REHABILITATION	APPLICANTS WHO APPEALED ANY DENIAL OR DISQUALIFICATION OF LICENSURE
INDIAN	0	0	0
INDONESIAN	0	0	0
JAPANESE	0	0	0
KOREAN	0	0	0
LAOTIAN	0	0	0
MALAYSIAN	0	0	0
PAKISTANI	0	0	0
SINGAPOREAN	0	0	0
THAI	0	0	0
VIETNAMESE	0	0	0
OTHER ASIAN	0	0	0
NATIVE HAWAIIAN/PACIFIC ISLANDER	0	0	0
FIJIAN	0	0	0
FILIPINO	0	0	0
GUAMANIAN	0	0	0
HAWAIIAN	0	0	0
SAMOAN	0	0	0
TONGAN	0	0	0
OTHER PACIFIC ISLANDER	0	0	0
OTHER NOT LISTED ABOVE	0	0	0

BUREAU FOR PRIVATE POSTSECONDARY EDUCATION

LICENSE TYPE	TOTAL NUMBER OF APPLICATIONS RECEIVED	APPLICATIONS REQUIRING INQUIRIES REGARDING CRIMINAL HISTORY	APPLICANTS WHO RECEIVED NOTICE OF DENIAL OR DISQUALIFICATION OF LICENSURE	APPLICANTS WHO PROVIDED EVIDENCE OF MITIGATION OR REHABILITATION	OUTCOME			APPLICANTS WHO APPEALED ANY DENIAL OR DISQUALIFICATION OF LICENSURE	OUTCOME		
					DENIAL	ISSUED	WITHDRAWN		DENIAL	ISSUED	WITHDRAWN
INSTITUTIONS APPROVED TO OPERATE BY MEANS OF ACCREDITATION	47	0	0	0	0	0	0	0	0	0	0
INSTITUTIONS APPROVED TO OPERATE BY MEANS OF FULL APPROVAL (NONACCREDITED)	32	0	0	0	0	0	0	0	0	0	0

DEMOGRAPHIC INFORMATION	APPLICANTS WHO RECEIVED NOTICE OF DENIAL OR DISQUALIFICATION OF LICENSURE	APPLICANTS WHO PROVIDED EVIDENCE OF MITIGATION OR REHABILITATION	APPLICANTS WHO APPEALED ANY DENIAL OR DISQUALIFICATION OF LICENSURE
MALE	0	0	0
FEMALE	0	0	0
NONBINARY	0	0	0
DECLINE TO STATE	0	0	0
AFRICAN-AMERICAN/BLACK/ AFRICAN-BORN	0	0	0
AMERICAN INDIAN/NATIVE AMERICAN/ALASKAN NATIVE	0	0	0
CAUCASIAN/WHITE EUROPEAN/ MIDDLE EASTERN	0	0	0
LATINO/HISPANIC	0	0	0
CENTRAL AMERICAN	0	0	0
PUERTO RICAN	0	0	0
CUBAN	0	0	0
SOUTH AMERICAN	0	0	0
MEXICAN	0	0	0
OTHER HISPANIC	0	0	0
ASIAN	0	0	0
CAMBODIAN	0	0	0
CHINESE	0	0	0
HMONG	0	0	0

DEMOGRAPHIC INFORMATION	APPLICANTS WHO RECEIVED NOTICE OF DENIAL OR DISQUALIFICATION OF LICENSURE	APPLICANTS WHO PROVIDED EVIDENCE OF MITIGATION OR REHABILITATION	APPLICANTS WHO APPEALED ANY DENIAL OR DISQUALIFICATION OF LICENSURE
INDIAN	0	0	0
INDONESIAN	0	0	0
JAPANESE	0	0	0
KOREAN	0	0	0
LAOTIAN	0	0	0
MALAYSIAN	0	0	0
PAKISTANI	0	0	0
SINGAPOREAN	0	0	0
THAI	0	0	0
VIETNAMESE	0	0	0
OTHER ASIAN	0	0	0
NATIVE HAWAIIAN/PACIFIC ISLANDER	0	0	0
FIJIAN	0	0	0
FILIPINO	0	0	0
GUAMANIAN	0	0	0
HAWAIIAN	0	0	0
SAMOAN	0	0	0
TONGAN	0	0	0
OTHER PACIFIC ISLANDER	0	0	0
OTHER NOT LISTED ABOVE	0	0	0

PROFESSIONAL ENGINEERS, LAND SURVEYORS, AND GEOLOGISTS, BOARD FOR

LICENSE TYPE	TOTAL NUMBER OF APPLICATIONS RECEIVED	APPLICATIONS REQUIRING INQUIRIES REGARDING CRIMINAL HISTORY	APPLICANTS WHO RECEIVED NOTICE OF DENIAL OR DISQUALIFICATION OF LICENSURE	APPLICANTS WHO PROVIDED EVIDENCE OF MITIGATION OR REHABILITATION	OUTCOME			APPLICANTS WHO APPEALED ANY DENIAL OR DISQUALIFICATION OF LICENSURE	OUTCOME		
					DENIAL	ISSUED	WITHDRAWN		DENIAL	ISSUED	WITHDRAWN
AGRICULTURAL ENGINEER	5	0	0	0	0	0	0	0	0	0	0
CERTIFIED ENGINEERING GEOLOGIST	20	0	0	0	0	0	0	0	0	0	0
CERTIFIED HYDROGEOLOGIST	10	0	0	0	0	0	0	0	0	0	0
CHEMICAL ENGINEER	60	1	0	0	0	0	0	0	0	0	0
CIVIL ENGINEER	1,829	36	0	9	0	9	0	0	0	0	0
CONTROL SYSTEMS ENGINEER	33	1	0	0	0	0	0	0	0	0	0
ELECTRICAL ENGINEER	485	10	0	4	0	4	0	0	0	0	0
ENGINEER-IN-TRAINING	2,396	41	0	8	0	8	0	0	0	0	0
FIRE PROTECTION ENGINEER	67	4	0	1	0	1	0	0	0	0	0
GEOLOGIST	142	6	0	1	0	1	0	0	0	0	0
GEOLOGIST-IN-TRAINING	2,324	11	0	0	0	0	0	0	0	0	0
GEOPHYSICIST	2	0	0	0	0	0	0	0	0	0	0
GEOTECHNICAL ENGINEER	39	1	0	0	0	0	0	0	0	0	0
INDUSTRIAL ENGINEER	10	0	0	0	0	0	0	0	0	0	0
LAND SURVEYOR	120	11	0	0	0	0	0	0	0	0	0
LAND SURVEYOR-IN-TRAINING	135	10	0	1	0	1	0	0	0	0	0
MECHANICAL ENGINEER	563	18	0	5	0	5	0	0	0	0	0
METALLURGICAL ENGINEER	16	0	0	0	0	0	0	0	0	0	0
NUCLEAR ENGINEER	3	0	0	0	0	0	0	0	0	0	0
PETROLEUM ENGINEER	11	0	0	0	0	0	0	0	0	0	0
STRUCTURAL ENGINEER	155	2	0	0	0	1	0	0	0	0	0
TRAFFIC ENGINEER	62	0	0	0	0	0	0	0	0	0	0

DEMOGRAPHIC INFORMATION	APPLICANTS WHO RECEIVED NOTICE OF DENIAL OR DISQUALIFICATION OF LICENSURE	APPLICANTS WHO PROVIDED EVIDENCE OF MITIGATION OR REHABILITATION	APPLICANTS WHO APPEALED ANY DENIAL OR DISQUALIFICATION OF LICENSURE
MALE	0	5	0
FEMALE	0	2	0
NONBINARY	0	0	0
DECLINE TO STATE	0	0	0
AFRICAN-AMERICAN/BLACK/ AFRICAN-BORN	0	0	0
AMERICAN INDIAN/NATIVE AMERICAN/ALASKAN NATIVE	0	0	0
CAUCASIAN/WHITE EUROPEAN/ MIDDLE EASTERN	0	6	0
LATINO/HISPANIC	0	0	0
CENTRAL AMERICAN	0	0	0
PUERTO RICAN	0	0	0
CUBAN	0	0	0
SOUTH AMERICAN	0	0	0
MEXICAN	0	2	0
OTHER HISPANIC	0	0	0
ASIAN	0	0	0
CAMBODIAN	0	0	0
CHINESE	0	0	0
HMONG	0	0	0

DEMOGRAPHIC INFORMATION	APPLICANTS WHO RECEIVED NOTICE OF DENIAL OR DISQUALIFICATION OF LICENSURE	APPLICANTS WHO PROVIDED EVIDENCE OF MITIGATION OR REHABILITATION	APPLICANTS WHO APPEALED ANY DENIAL OR DISQUALIFICATION OF LICENSURE
INDIAN	0	0	0
INDONESIAN	0	0	0
JAPANESE	0	0	0
KOREAN	0	0	0
LAOTIAN	0	0	0
MALAYSIAN	0	0	0
PAKISTANI	0	0	0
SINGAPOREAN	0	0	0
THAI	0	0	0
VIETNAMESE	0	0	0
OTHER ASIAN	0	0	0
NATIVE HAWAIIAN/PACIFIC ISLANDER	0	0	0
FIJIAN	0	0	0
FILIPINO	0	1	0
GUAMANIAN	0	0	0
HAWAIIAN	0	0	0
SAMOAN	0	0	0
TONGAN	0	0	0
OTHER PACIFIC ISLANDER	0	0	0
OTHER NOT LISTED ABOVE	0	0	0

PROFESSIONAL FIDUCIARIES BUREAU											
LICENSE TYPE	TOTAL NUMBER OF APPLICATIONS RECEIVED	APPLICATIONS REQUIRING INQUIRIES REGARDING CRIMINAL HISTORY	APPLICANTS WHO RECEIVED NOTICE OF DENIAL OR DISQUALIFICATION OF LICENSURE	APPLICANTS WHO PROVIDED EVIDENCE OF MITIGATION OR REHABILITATION	OUTCOME			APPLICANTS WHO APPEALED ANY DENIAL OR DISQUALIFICATION OF LICENSURE	OUTCOME		
					DENIAL	ISSUED	WITHDRAWN		DENIAL	ISSUED	WITHDRAWN
PROFESSIONAL FIDUCIARY	130	0	0	0	0	0	0	N/A	N/A	N/A	N/A

DEMOGRAPHIC INFORMATION	APPLICANTS WHO RECEIVED NOTICE OF DENIAL OR DISQUALIFICATION OF LICENSURE	APPLICANTS WHO PROVIDED EVIDENCE OF MITIGATION OR REHABILITATION	APPLICANTS WHO APPEALED ANY DENIAL OR DISQUALIFICATION OF LICENSURE
MALE	0	0	0
FEMALE	0	0	0
NONBINARY	0	0	0
DECLINE TO STATE	0	0	0
AFRICAN-AMERICAN/BLACK/ AFRICAN-BORN	0	0	0
AMERICAN INDIAN/NATIVE AMERICAN/ALASKAN NATIVE	0	0	0
CAUCASIAN/WHITE EUROPEAN/ MIDDLE EASTERN	0	0	0
LATINO/HISPANIC	0	0	0
CENTRAL AMERICAN	0	0	0
PUERTO RICAN	0	0	0
CUBAN	0	0	0
SOUTH AMERICAN	0	0	0
MEXICAN	0	0	0
OTHER HISPANIC	0	0	0
ASIAN	0	0	0
CAMBODIAN	0	0	0
CHINESE	0	0	0
HMONG	0	0	0

DEMOGRAPHIC INFORMATION	APPLICANTS WHO RECEIVED NOTICE OF DENIAL OR DISQUALIFICATION OF LICENSURE	APPLICANTS WHO PROVIDED EVIDENCE OF MITIGATION OR REHABILITATION	APPLICANTS WHO APPEALED ANY DENIAL OR DISQUALIFICATION OF LICENSURE
INDIAN	0	0	0
INDONESIAN	0	0	0
JAPANESE	0	0	0
KOREAN	0	0	0
LAOTIAN	0	0	0
MALAYSIAN	0	0	0
PAKISTANI	0	0	0
SINGAPOREAN	0	0	0
THAI	0	0	0
VIETNAMESE	0	0	0
OTHER ASIAN	0	0	0
NATIVE HAWAIIAN/PACIFIC ISLANDER	0	0	0
FIJIAN	0	0	0
FILIPINO	0	0	0
GUAMANIAN	0	0	0
HAWAIIAN	0	0	0
SAMOAN	0	0	0
TONGAN	0	0	0
OTHER PACIFIC ISLANDER	0	0	0
OTHER NOT LISTED ABOVE	0	0	0

PSYCHOLOGY, BOARD OF

LICENSE TYPE	TOTAL NUMBER OF APPLICATIONS RECEIVED	APPLICATIONS REQUIRING INQUIRIES REGARDING CRIMINAL HISTORY	APPLICANTS WHO RECEIVED NOTICE OF DENIAL OR DISQUALIFICATION OF LICENSURE	APPLICANTS WHO PROVIDED EVIDENCE OF MITIGATION OR REHABILITATION	OUTCOME			APPLICANTS WHO APPEALED ANY DENIAL OR DISQUALIFICATION OF LICENSURE	OUTCOME		
					DENIAL	ISSUED	WITHDRAWN		DENIAL	ISSUED	WITHDRAWN
PSYCHOLOGICAL ASSOCIATE	900	43	1	1	0	1	0	1	1	0	0
PSYCHOLOGIST	2,121	25	0	2	0	2	0	0	0	0	0

DEMOGRAPHIC INFORMATION	APPLICANTS WHO RECEIVED NOTICE OF DENIAL OR DISQUALIFICATION OF LICENSURE	APPLICANTS WHO PROVIDED EVIDENCE OF MITIGATION OR REHABILITATION	APPLICANTS WHO APPEALED ANY DENIAL OR DISQUALIFICATION OF LICENSURE
MALE	0	0	0
FEMALE	0	0	0
NONBINARY	0	0	0
DECLINE TO STATE	0	0	0
AFRICAN-AMERICAN/BLACK/ AFRICAN-BORN	0	0	0
AMERICAN INDIAN/NATIVE AMERICAN/ALASKAN NATIVE	0	0	0
CAUCASIAN/WHITE EUROPEAN/ MIDDLE EASTERN	0	0	0
LATINO/HISPANIC	0	0	0
CENTRAL AMERICAN	0	0	0
PUERTO RICAN	0	0	0
CUBAN	0	0	0
SOUTH AMERICAN	0	0	0
MEXICAN	0	0	0
OTHER HISPANIC	0	0	0
ASIAN	0	0	0
CAMBODIAN	0	0	0
CHINESE	0	0	0
HMONG	0	0	0

DEMOGRAPHIC INFORMATION	APPLICANTS WHO RECEIVED NOTICE OF DENIAL OR DISQUALIFICATION OF LICENSURE	APPLICANTS WHO PROVIDED EVIDENCE OF MITIGATION OR REHABILITATION	APPLICANTS WHO APPEALED ANY DENIAL OR DISQUALIFICATION OF LICENSURE
INDIAN	0	0	0
INDONESIAN	0	0	0
JAPANESE	0	0	0
KOREAN	0	0	0
LAOTIAN	0	0	0
MALAYSIAN	0	0	0
PAKISTANI	0	0	0
SINGAPOREAN	0	0	0
THAI	0	0	0
VIETNAMESE	0	0	0
OTHER ASIAN	0	0	0
NATIVE HAWAIIAN/PACIFIC ISLANDER	0	0	0
FIJIAN	0	0	0
FILIPINO	0	0	0
GUAMANIAN	0	0	0
HAWAIIAN	0	0	0
SAMOAN	0	0	0
TONGAN	0	0	0
OTHER PACIFIC ISLANDER	0	0	0
OTHER NOT LISTED ABOVE	0	0	0

REAL ESTATE APPRAISERS, BUREAU OF

LICENSE TYPE	TOTAL NUMBER OF APPLICATIONS RECEIVED	APPLICATIONS REQUIRING INQUIRIES REGARDING CRIMINAL HISTORY	APPLICANTS WHO RECEIVED NOTICE OF DENIAL OR DISQUALIFICATION OF LICENSURE	APPLICANTS WHO PROVIDED EVIDENCE OF MITIGATION OR REHABILITATION	OUTCOME			APPLICANTS WHO APPEALED ANY DENIAL OR DISQUALIFICATION OF LICENSURE	OUTCOME		
					DENIAL	ISSUED	WITHDRAWN		DENIAL	ISSUED	WITHDRAWN
CERTIFIED GENERAL	102	5	0	0	0	0	0	0	0	0	0
CERTIFIED RESIDENTIAL	63	5	0	0	0	0	0	0	0	0	0
RESIDENTIAL	39	6	0	0	0	0	0	0	0	0	0
TRAINEE	140	20	0	0	0	0	0	0	0	0	0

DEMOGRAPHIC INFORMATION	APPLICANTS WHO RECEIVED NOTICE OF DENIAL OR DISQUALIFICATION OF LICENSURE	APPLICANTS WHO PROVIDED EVIDENCE OF MITIGATION OR REHABILITATION	APPLICANTS WHO APPEALED ANY DENIAL OR DISQUALIFICATION OF LICENSURE
MALE	0	0	0
FEMALE	0	0	0
NONBINARY	0	0	0
DECLINE TO STATE	0	0	0
AFRICAN-AMERICAN/BLACK/AFRICAN-BORN	0	0	0
AMERICAN INDIAN/NATIVE AMERICAN/ALASKAN NATIVE	0	0	0
CAUCASIAN/WHITE EUROPEAN/MIDDLE EASTERN	0	0	0
LATINO/HISPANIC	0	0	0
CENTRAL AMERICAN	0	0	0
PUERTO RICAN	0	0	0
CUBAN	0	0	0
SOUTH AMERICAN	0	0	0
MEXICAN	0	0	0
OTHER HISPANIC	0	0	0
ASIAN	0	0	0
CAMBODIAN	0	0	0
CHINESE	0	0	0
HMONG	0	0	0

DEMOGRAPHIC INFORMATION	APPLICANTS WHO RECEIVED NOTICE OF DENIAL OR DISQUALIFICATION OF LICENSURE	APPLICANTS WHO PROVIDED EVIDENCE OF MITIGATION OR REHABILITATION	APPLICANTS WHO APPEALED ANY DENIAL OR DISQUALIFICATION OF LICENSURE
INDIAN	0	0	0
INDONESIAN	0	0	0
JAPANESE	0	0	0
KOREAN	0	0	0
LAOTIAN	0	0	0
MALAYSIAN	0	0	0
PAKISTANI	0	0	0
SINGAPOREAN	0	0	0
THAI	0	0	0
VIETNAMESE	0	0	0
OTHER ASIAN	0	0	0
NATIVE HAWAIIAN/PACIFIC ISLANDER	0	0	0
FIJIAN	0	0	0
FILIPINO	0	0	0
GUAMANIAN	0	0	0
HAWAIIAN	0	0	0
SAMOAN	0	0	0
TONGAN	0	0	0
OTHER PACIFIC ISLANDER	0	0	0
OTHER NOT LISTED ABOVE	0	0	0

REGISTERED NURSING, BOARD OF

LICENSE TYPE	TOTAL NUMBER OF APPLICATIONS RECEIVED	APPLICATIONS REQUIRING INQUIRIES REGARDING CRIMINAL HISTORY	APPLICANTS WHO RECEIVED NOTICE OF DENIAL OR DISQUALIFICATION OF LICENSURE	APPLICANTS WHO PROVIDED EVIDENCE OF MITIGATION OR REHABILITATION	OUTCOME			APPLICANTS WHO APPEALED ANY DENIAL OR DISQUALIFICATION OF LICENSURE	OUTCOME		
					DENIAL	ISSUED	WITHDRAWN		DENIAL	ISSUED	WITHDRAWN
CLINICAL NURSE SPECIALIST	95	0	0	0	0	0	0	0	0	0	0
CONTINUING EDUCATION PROVIDER	134	0	0	0	0	0	0	0	0	0	0
NURSE ANESTHETIST	351	0	0	0	0	0	0	0	0	0	0
NURSE MIDWIFE	97	0	0	0	0	0	0	0	0	0	0
NURSE MIDWIFE FURNISHING	5,239	0	0	0	0	0	0	0	0	0	0
NURSE PRACTITIONER	5,525	0	0	0	0	0	0	0	0	0	0
NURSE PRACTITIONER FURNISHING	110	0	0	0	0	0	0	0	0	0	0
PSYCHIATRIC MENTAL HEALTH NURSE	226	0	0	0	0	0	0	0	0	0	0
PUBLIC HEALTH NURSE	2,921	0	0	0	0	0	0	0	0	0	0
REGISTERED NURSE	58,321	227	32	67	2	61	0	13	0	2	1

DEMOGRAPHIC INFORMATION	APPLICANTS WHO RECEIVED NOTICE OF DENIAL OR DISQUALIFICATION OF LICENSURE	APPLICANTS WHO PROVIDED EVIDENCE OF MITIGATION OR REHABILITATION	APPLICANTS WHO APPEALED ANY DENIAL OR DISQUALIFICATION OF LICENSURE
MALE	3	3	0
FEMALE	0	2	2
NONBINARY	0	0	0
DECLINE TO STATE	1	0	0
AFRICAN-AMERICAN/BLACK/AFRICAN-BORN	1	0	1
AMERICAN INDIAN/NATIVE AMERICAN/ALASKAN NATIVE	0	0	0
CAUCASIAN/WHITE EUROPEAN/MIDDLE EASTERN	1	4	0
LATINO/HISPANIC	0	1	1
CENTRAL AMERICAN	0	0	0
PUERTO RICAN	0	0	0
CUBAN	0	0	0
SOUTH AMERICAN	0	0	0
MEXICAN	1	0	0
OTHER HISPANIC	0	0	0
ASIAN	0	0	0
CAMBODIAN	0	0	0
CHINESE	0	0	0
HMONG	0	0	0

DEMOGRAPHIC INFORMATION	APPLICANTS WHO RECEIVED NOTICE OF DENIAL OR DISQUALIFICATION OF LICENSURE	APPLICANTS WHO PROVIDED EVIDENCE OF MITIGATION OR REHABILITATION	APPLICANTS WHO APPEALED ANY DENIAL OR DISQUALIFICATION OF LICENSURE
INDIAN	0	0	0
INDONESIAN	0	0	0
JAPANESE	0	0	0
KOREAN	0	0	0
LAOTIAN	0	0	0
MALAYSIAN	0	0	0
PAKISTANI	0	0	0
SINGAPOREAN	0	0	0
THAI	0	0	0
VIETNAMESE	0	0	0
OTHER ASIAN	0	0	0
NATIVE HAWAIIAN/PACIFIC ISLANDER	0	0	0
FIJIAN	0	0	0
FILIPINO	0	0	0
GUAMANIAN	0	0	0
HAWAIIAN	0	0	0
SAMOAN	0	0	0
TONGAN	0	0	0
OTHER PACIFIC ISLANDER	0	0	0
OTHER NOT LISTED ABOVE	0	0	0

RESPIRATORY CARE BOARD OF CALIFORNIA

LICENSE TYPE	TOTAL NUMBER OF APPLICATIONS RECEIVED	APPLICATIONS REQUIRING INQUIRIES REGARDING CRIMINAL HISTORY	APPLICANTS WHO RECEIVED NOTICE OF DENIAL OR DISQUALIFICATION OF LICENSURE	APPLICANTS WHO PROVIDED EVIDENCE OF MITIGATION OR REHABILITATION	OUTCOME			APPLICANTS WHO APPEALED ANY DENIAL OR DISQUALIFICATION OF LICENSURE	OUTCOME		
					DENIAL	ISSUED	WITHDRAWN		DENIAL	ISSUED	WITHDRAWN
RESPIRATORY CARE PRACTITIONER	1,695	157	3	23	1	20	0	1	0	1	0

DEMOGRAPHIC INFORMATION	APPLICANTS WHO RECEIVED NOTICE OF DENIAL OR DISQUALIFICATION OF LICENSURE	APPLICANTS WHO PROVIDED EVIDENCE OF MITIGATION OR REHABILITATION	APPLICANTS WHO APPEALED ANY DENIAL OR DISQUALIFICATION OF LICENSURE
MALE	1	2	0
FEMALE	0	3	0
NONBINARY	0	0	0
DECLINE TO STATE	0	0	0
AFRICAN-AMERICAN/BLACK/ AFRICAN-BORN	1	0	0
AMERICAN INDIAN/NATIVE AMERICAN/ALASKAN NATIVE	0	0	0
CAUCASIAN/WHITE EUROPEAN/ MIDDLE EASTERN	0	1	0
LATINO/HISPANIC	0	3	0
CENTRAL AMERICAN	0	0	0
PUERTO RICAN	0	0	0
CUBAN	0	0	0
SOUTH AMERICAN	0	0	0
MEXICAN	0	1	0
OTHER HISPANIC	0	0	0
ASIAN	0	0	0
CAMBODIAN	0	0	0
CHINESE	0	0	0
HMONG	0	0	0

DEMOGRAPHIC INFORMATION	APPLICANTS WHO RECEIVED NOTICE OF DENIAL OR DISQUALIFICATION OF LICENSURE	APPLICANTS WHO PROVIDED EVIDENCE OF MITIGATION OR REHABILITATION	APPLICANTS WHO APPEALED ANY DENIAL OR DISQUALIFICATION OF LICENSURE
INDIAN	0	0	0
INDONESIAN	0	0	0
JAPANESE	0	0	0
KOREAN	0	0	0
LAOTIAN	0	0	0
MALAYSIAN	0	0	0
PAKISTANI	0	0	0
SINGAPOREAN	0	0	0
THAI	0	0	0
VIETNAMESE	0	0	0
OTHER ASIAN	0	0	0
NATIVE HAWAIIAN/PACIFIC ISLANDER	0	0	0
FIJIAN	0	0	0
FILIPINO	0	0	0
GUAMANIAN	0	0	0
HAWAIIAN	0	0	0
SAMOAN	0	0	0
TONGAN	0	0	0
OTHER PACIFIC ISLANDER	0	0	0
OTHER NOT LISTED ABOVE	0	0	0

SECURITY AND INVESTIGATIVE SERVICES, BUREAU OF

LICENSE TYPE	TOTAL NUMBER OF APPLICATIONS RECEIVED	APPLICATIONS REQUIRING INQUIRIES REGARDING CRIMINAL HISTORY	APPLICANTS WHO RECEIVED NOTICE OF DENIAL OR DISQUALIFICATION OF LICENSURE	APPLICANTS WHO PROVIDED EVIDENCE OF MITIGATION OR REHABILITATION	OUTCOME			APPLICANTS WHO APPEALED ANY DENIAL OR DISQUALIFICATION OF LICENSURE	OUTCOME		
					DENIAL	ISSUED	WITHDRAWN		DENIAL	ISSUED	WITHDRAWN
ALARM COMPANY BRANCH	13	0	0	0	0	0	0	0	0	0	0
ALARM COMPANY EMPLOYEE	3,698	153	49	9	2	7	0	10	2	8	0
ALARM COMPANY OPERATOR	156	0	0	0	0	0	0	0	0	0	0
ALARM COMPANY QUALIFIED MANAGER	121	0	0	0	0	0	0	0	0	0	0
BATON PERMIT	3,735	0	0	0	0	0	0	0	0	0	0
FIREARM PERMIT	8,830	552	11	0	0	0	0	0	0	0	0
LOCKSMITH COMPANY BRANCH	6	0	0	0	0	0	0	0	0	0	0
LOCKSMITH EMPLOYEE	330	12	5	1	1	0	0	0	0	0	0
LOCKSMITH COMPANY OPERATOR	290	0	1	0	0	0	0	0	0	0	0
PRIVATE INVESTIGATOR	387	0	0	0	0	0	0	0	0	0	0
PRIVATE INVESTIGATOR BRANCH	19	0	0	0	0	0	0	0	0	0	0
PRIVATE PATROL OPERATOR	765	0	1	0	0	0	0	0	0	0	0
PRIVATE PATROL OPERATOR BRANCH	145	0	0	0	0	0	0	0	0	0	0
PROPRIETARY PRIVATE SECURITY OFFICER EMPLOYER	3,776	0	36	0	0	0	0	0	0	0	0
PROPRIETARY PRIVATE SECURITY OFFICER	220	143	0	1	0	1	0	1	1	0	0
REPOSSESSION AGENCY	26	0	0	0	0	0	0	1	1	0	0
REPOSSESSION AGENCY EMPLOYEE	193	0	8	1	0	1	0	4	0	4	0
REPOSSESSION AGENCY QUALIFIED MANAGER	45	0	0	0	0	0	0	0	0	0	0
SECURITY GUARD	81,999	13,177	2,596	118	15	103	0	192	52	140	0
TRAINING FACILITY BATON	24	0	0	0	0	0	0	0	0	0	0
TRAINING FACILITY FIREARM	30	0	0	0	0	0	0	0	0	0	0
TRAINING FACILITY BATON INSTRUCTOR	28	0	0	0	0	0	0	0	0	0	0
TRAINING FACILITY FIREARM INSTRUCTOR	73	0	0	0	0	0	0	0	0	0	0

DEMOGRAPHIC INFORMATION	APPLICANTS WHO RECEIVED NOTICE OF DENIAL OR DISQUALIFICATION OF LICENSURE	APPLICANTS WHO PROVIDED EVIDENCE OF MITIGATION OR REHABILITATION	APPLICANTS WHO APPEALED ANY DENIAL OR DISQUALIFICATION OF LICENSURE
MALE	10	0	0
FEMALE	2	0	0
NONBINARY	0	0	0
DECLINE TO STATE	1	0	0
AFRICAN-AMERICAN/BLACK/AFRICAN-BORN	6	0	0
AMERICAN INDIAN/NATIVE AMERICAN/ALASKAN NATIVE	0	0	0
CAUCASIAN/WHITE EUROPEAN/MIDDLE EASTERN	3	0	0
LATINO/HISPANIC	4	0	0
CENTRAL AMERICAN	1	0	0
PUERTO RICAN	0	0	0
CUBAN	0	0	0
SOUTH AMERICAN	0	0	0
MEXICAN	2	0	0
OTHER HISPANIC	0	0	0
ASIAN	0	0	0
CAMBODIAN	0	0	0
CHINESE	0	0	0
HMONG	0	0	0
INDIAN	0	0	0

DEMOGRAPHIC INFORMATION	APPLICANTS WHO RECEIVED NOTICE OF DENIAL OR DISQUALIFICATION OF LICENSURE	APPLICANTS WHO PROVIDED EVIDENCE OF MITIGATION OR REHABILITATION	APPLICANTS WHO APPEALED ANY DENIAL OR DISQUALIFICATION OF LICENSURE
INDONESIAN	0	0	0
JAPANESE	0	0	0
KOREAN	0	0	0
LAOTIAN	0	0	0
MALAYSIAN	0	0	0
PAKISTANI	0	0	0
SINGAPOREAN	0	0	0
THAI	0	0	0
VIETNAMESE	0	0	0
OTHER ASIAN	0	0	0
NATIVE HAWAIIAN/PACIFIC ISLANDER	0	0	0
FUJIAN	0	0	0
FILIPINO	0	0	0
GUAMANIAN	0	0	0
HAWAIIAN	0	0	0
SAMOAN	0	0	0
TONGAN	0	0	0
OTHER PACIFIC ISLANDER	0	0	0
OTHER NOT LISTED ABOVE	0	0	0

SPEECH-LANGUAGE PATHOLOGY AND AUDIOLOGY AND HEARING AID DISPENSERS BOARD

LICENSE TYPE	TOTAL NUMBER OF APPLICATIONS RECEIVED	APPLICATIONS REQUIRING INQUIRIES REGARDING CRIMINAL HISTORY	APPLICANTS WHO RECEIVED NOTICE OF DENIAL OR DISQUALIFICATION OF LICENSURE	APPLICANTS WHO PROVIDED EVIDENCE OF MITIGATION OR REHABILITATION	OUTCOME			APPLICANTS WHO APPEALED ANY DENIAL OR DISQUALIFICATION OF LICENSURE	OUTCOME		
					DENIAL	ISSUED	WITHDRAWN		DENIAL	ISSUED	WITHDRAWN
Aide	84	1	0	0	0	0	0	0	0	0	0
Audiologist	114	0	0	0	0	0	0	0	0	0	0
Audiologist Temporary-Licensed In Another State	2	0	0	0	0	0	0	0	0	0	0
Hearing Aid Dispenser	50	1	0	0	0	0	0	0	0	0	0
Hearing Aid Dispenser Trainee	170	9	1	1	1	0	0	1	0	1	0
Hearing Aid Dispenser Temporary-Licensed in Another State	15	0	0	0	0	0	0	0	0	0	0
Required Professional Experience	1,512	13	0	0	0	0	0	0	0	0	0
Speech-Language Pathologist	2,396	11	0	0	0	0	0	0	0	0	0
Speech-Language Pathologist Temporary-Licensed in Another State	4	0	0	0	0	0	0	0	0	0	0
Speech-Language Pathology Assistant	871	17	1	1	1	0	0	1	0	1	0

DEMOGRAPHIC INFORMATION	APPLICANTS WHO RECEIVED NOTICE OF DENIAL OR DISQUALIFICATION OF LICENSURE	APPLICANTS WHO PROVIDED EVIDENCE OF MITIGATION OR REHABILITATION	APPLICANTS WHO APPEALED ANY DENIAL OR DISQUALIFICATION OF LICENSURE
MALE	0	0	0
FEMALE	0	0	0
NONBINARY	0	0	0
DECLINE TO STATE	0	0	0
AFRICAN-AMERICAN/BLACK/AFRICAN-BORN	0	0	0
AMERICAN INDIAN/NATIVE AMERICAN/ALASKAN NATIVE	0	0	0
CAUCASIAN/WHITE EUROPEAN/MIDDLE EASTERN	0	0	0
LATINO/HISPANIC	0	0	0
CENTRAL AMERICAN	0	0	0
PUERTO RICAN	0	0	0
CUBAN	0	0	0
SOUTH AMERICAN	0	0	0
MEXICAN	0	0	0
OTHER HISPANIC	0	0	0
ASIAN	0	0	0
CAMBODIAN	0	0	0
CHINESE	0	0	0
HMONG	0	0	0

DEMOGRAPHIC INFORMATION	APPLICANTS WHO RECEIVED NOTICE OF DENIAL OR DISQUALIFICATION OF LICENSURE	APPLICANTS WHO PROVIDED EVIDENCE OF MITIGATION OR REHABILITATION	APPLICANTS WHO APPEALED ANY DENIAL OR DISQUALIFICATION OF LICENSURE
INDIAN	0	0	0
INDONESIAN	0	0	0
JAPANESE	0	0	0
KOREAN	0	0	0
LAOTIAN	0	0	0
MALAYSIAN	0	0	0
PAKISTANI	0	0	0
SINGAPOREAN	0	0	0
THAI	0	0	0
VIETNAMESE	0	0	0
OTHER ASIAN	0	0	0
NATIVE HAWAIIAN/PACIFIC ISLANDER	0	0	0
FIJIAN	0	0	0
FILIPINO	0	0	0
GUAMANIAN	0	0	0
HAWAIIAN	0	0	0
SAMOAN	0	0	0
TONGAN	0	0	0
OTHER PACIFIC ISLANDER	0	0	0
OTHER NOT LISTED ABOVE	0	0	0

STRUCTURAL PEST CONTROL BOARD

LICENSE TYPE	TOTAL NUMBER OF APPLICATIONS RECEIVED	APPLICATIONS REQUIRING INQUIRIES REGARDING CRIMINAL HISTORY	APPLICANTS WHO RECEIVED NOTICE OF DENIAL OR DISQUALIFICATION OF LICENSURE	APPLICANTS WHO PROVIDED EVIDENCE OF MITIGATION OR REHABILITATION	OUTCOME			APPLICANTS WHO APPEALED ANY DENIAL OR DISQUALIFICATION OF LICENSURE	OUTCOME		
					DENIAL	ISSUED	WITHDRAWN		DENIAL	ISSUED	WITHDRAWN
APPLICATOR	1,402	75	5	40	5	35	0	0	0	0	0
FIELD REPRESENTATIVE	2,221	68	3	43	3	40	0	1	0	0	0
OPERATOR	229	1	0	1	0	1	0	0	0	0	0

DEMOGRAPHIC INFORMATION	APPLICANTS WHO RECEIVED NOTICE OF DENIAL OR DISQUALIFICATION OF LICENSURE	APPLICANTS WHO PROVIDED EVIDENCE OF MITIGATION OR REHABILITATION	APPLICANTS WHO APPEALED ANY DENIAL OR DISQUALIFICATION OF LICENSURE
MALE	0	1	0
FEMALE	0	0	0
NONBINARY	0	0	0
DECLINE TO STATE	0	0	0
AFRICAN-AMERICAN/BLACK/ AFRICAN-BORN	0	0	0
AMERICAN INDIAN/NATIVE AMERICAN/ALASKAN NATIVE	0	0	0
CAUCASIAN/WHITE EUROPEAN/ MIDDLE EASTERN	0	0	0
LATINO/HISPANIC	0	1	0
CENTRAL AMERICAN	0	0	0
PUERTO RICAN	0	0	0
CUBAN	0	0	0
SOUTH AMERICAN	0	0	0
MEXICAN	0	0	0
OTHER HISPANIC	0	0	0
ASIAN	0	0	0
CAMBODIAN	0	0	0
CHINESE	0	0	0
HMONG	0	0	0

DEMOGRAPHIC INFORMATION	APPLICANTS WHO RECEIVED NOTICE OF DENIAL OR DISQUALIFICATION OF LICENSURE	APPLICANTS WHO PROVIDED EVIDENCE OF MITIGATION OR REHABILITATION	APPLICANTS WHO APPEALED ANY DENIAL OR DISQUALIFICATION OF LICENSURE
INDIAN	0	0	0
INDONESIAN	0	0	0
JAPANESE	0	0	0
KOREAN	0	0	0
LAOTIAN	0	0	0
MALAYSIAN	0	0	0
PAKISTANI	0	0	0
SINGAPOREAN	0	0	0
THAI	0	0	0
VIETNAMESE	0	0	0
OTHER ASIAN	0	0	0
NATIVE HAWAIIAN/PACIFIC ISLANDER	0	0	0
FIJIAN	0	0	0
FILIPINO	0	0	0
GUAMANIAN	0	0	0
HAWAIIAN	0	0	0
SAMOAN	0	0	0
TONGAN	0	0	0
OTHER PACIFIC ISLANDER	0	0	0
OTHER NOT LISTED ABOVE	0	0	0

* Two are pending.

VETERINARY MEDICAL BOARD											
LICENSE TYPE	TOTAL NUMBER OF APPLICATIONS RECEIVED	APPLICATIONS REQUIRING INQUIRIES REGARDING CRIMINAL HISTORY	APPLICANTS WHO RECEIVED NOTICE OF DENIAL OR DISQUALIFICATION OF LICENSURE	APPLICANTS WHO PROVIDED EVIDENCE OF MITIGATION OR REHABILITATION	OUTCOME			APPLICANTS WHO APPEALED ANY DENIAL OR DISQUALIFICATION OF LICENSURE	OUTCOME		
					DENIAL	ISSUED	WITHDRAWN		DENIAL	ISSUED	WITHDRAWN
REGISTERED VETERINARY TECHNICIAN	1,017	20	2	21	0	15	0	0	0	0	0
UNIVERSITY VETERINARIAN	94	0	0	0	0	0	0	0	0	0	0
VETERINARIAN	903	11	0	13	0	13	0	0	0	0	0
VETERINARY ASSISTANT CONTROLLED SUBSTANCES PERMIT	2,418	38	5	46	0	46	0	1	0	0	1
VETERINARIAN PREMISES	507	0	0	0	0	0	0	0	0	0	0

DEMOGRAPHIC INFORMATION	APPLICANTS WHO RECEIVED NOTICE OF DENIAL OR DISQUALIFICATION OF LICENSURE	APPLICANTS WHO PROVIDED EVIDENCE OF MITIGATION OR REHABILITATION	APPLICANTS WHO APPEALED ANY DENIAL OR DISQUALIFICATION OF LICENSURE
MALE	0	0	0
FEMALE	0	0	0
NONBINARY	0	0	0
DECLINE TO STATE	0	0	0
AFRICAN-AMERICAN/BLACK/ AFRICAN-BORN	0	0	0
AMERICAN INDIAN/NATIVE AMERICAN/ALASKAN NATIVE	0	0	0
CAUCASIAN/WHITE EUROPEAN/ MIDDLE EASTERN	0	0	0
LATINO/HISPANIC	0	0	0
CENTRAL AMERICAN	0	0	0
PUERTO RICAN	0	0	0
CUBAN	0	0	0
SOUTH AMERICAN	0	0	0
MEXICAN	0	0	0
OTHER HISPANIC	0	0	0
ASIAN	0	0	0
CAMBODIAN	0	0	0
CHINESE	0	0	0
HMONG	0	0	0

DEMOGRAPHIC INFORMATION	APPLICANTS WHO RECEIVED NOTICE OF DENIAL OR DISQUALIFICATION OF LICENSURE	APPLICANTS WHO PROVIDED EVIDENCE OF MITIGATION OR REHABILITATION	APPLICANTS WHO APPEALED ANY DENIAL OR DISQUALIFICATION OF LICENSURE
INDIAN	0	0	0
INDONESIAN	0	0	0
JAPANESE	0	0	0
KOREAN	0	0	0
LAOTIAN	0	0	0
MALAYSIAN	0	0	0
PAKISTANI	0	0	0
SINGAPOREAN	0	0	0
THAI	0	0	0
VIETNAMESE	0	0	0
OTHER ASIAN	0	0	0
NATIVE HAWAIIAN/PACIFIC ISLANDER	0	0	0
FIJIAN	0	0	0
FILIPINO	0	0	0
GUAMANIAN	0	0	0
HAWAIIAN	0	0	0
SAMOAN	0	0	0
TONGAN	0	0	0
OTHER PACIFIC ISLANDER	0	0	0
OTHER NOT LISTED ABOVE	0	0	0

VOCATIONAL NURSING AND PSYCHIATRIC TECHNICIANS, BOARD OF

LICENSE TYPE	TOTAL NUMBER OF APPLICATIONS RECEIVED	APPLICATIONS REQUIRING INQUIRIES REGARDING CRIMINAL HISTORY	APPLICANTS WHO RECEIVED NOTICE OF DENIAL OR DISQUALIFICATION OF LICENSURE	APPLICANTS WHO PROVIDED EVIDENCE OF MITIGATION OR REHABILITATION	OUTCOME			APPLICANTS WHO APPEALED ANY DENIAL OR DISQUALIFICATION OF LICENSURE	OUTCOME		
					DENIAL	ISSUED	WITHDRAWN		DENIAL	ISSUED	WITHDRAWN
PSYCHIATRIC TECHNICIAN	435	7	2	5	2	5	0	0	0	0	0
VOCATIONAL NURSE	11,268	104	3	101	3	101	0	9	3	5	1

DEMOGRAPHIC INFORMATION	APPLICANTS WHO RECEIVED NOTICE OF DENIAL OR DISQUALIFICATION OF LICENSURE	APPLICANTS WHO PROVIDED EVIDENCE OF MITIGATION OR REHABILITATION	APPLICANTS WHO APPEALED ANY DENIAL OR DISQUALIFICATION OF LICENSURE
MALE	0	0	0
FEMALE	0	0	0
NONBINARY	0	0	0
DECLINE TO STATE	0	0	0
AFRICAN-AMERICAN/BLACK/AFRICAN-BORN	0	0	0
AMERICAN INDIAN/NATIVE AMERICAN/ALASKAN NATIVE	0	0	0
CAUCASIAN/WHITE EUROPEAN/MIDDLE EASTERN	0	0	0
LATINO/HISPANIC	0	0	0
CENTRAL AMERICAN	0	0	0
PUERTO RICAN	0	0	0
CUBAN	0	0	0
SOUTH AMERICAN	0	0	0
MEXICAN	0	0	0
OTHER HISPANIC	0	0	0
ASIAN	0	0	0
CAMBODIAN	0	0	0
CHINESE	0	0	0
HMONG	0	0	0

DEMOGRAPHIC INFORMATION	APPLICANTS WHO RECEIVED NOTICE OF DENIAL OR DISQUALIFICATION OF LICENSURE	APPLICANTS WHO PROVIDED EVIDENCE OF MITIGATION OR REHABILITATION	APPLICANTS WHO APPEALED ANY DENIAL OR DISQUALIFICATION OF LICENSURE
INDIAN	0	0	0
INDONESIAN	0	0	0
JAPANESE	0	0	0
KOREAN	0	0	0
LAOTIAN	0	0	0
MALAYSIAN	0	0	0
PAKISTANI	0	0	0
SINGAPOREAN	0	0	0
THAI	0	0	0
VIETNAMESE	0	0	0
OTHER ASIAN	0	0	0
NATIVE HAWAIIAN/PACIFIC ISLANDER	0	0	0
FIJIAN	0	0	0
FILIPINO	0	0	0
GUAMANIAN	0	0	0
HAWAIIAN	0	0	0
SAMOAN	0	0	0
TONGAN	0	0	0
OTHER PACIFIC ISLANDER	0	0	0
OTHER NOT LISTED ABOVE	0	0	0

MILITARY LICENSURE

The following data is provided in compliance with Business and Professions Code section 115.8, which requires all boards, bureaus, committees, and commissions under DCA to annually report the following information:

- (A) The number of applications for a temporary license submitted by active-duty service members, veterans, or military spouses.*
- (B) The number of applications for expedited licenses submitted by veterans and active-duty spouses.
- (C) The number of licenses issued and denied.

(D) The number of licenses issued.

(E) The number of applications for waived renewal fees received and granted.

(F) The average length of time between application and issuance of licenses.

* *Note: Data for most boards and bureaus relating to temporary licenses for military spouses will be included in next year's Annual Report, as those temporary licenses began being issued on July 1, 2023.*

MILITARY LICENSURE															
BOARD BUREAU COMMITTEE COMMISSION	LICENSE TYPE	MILITARY SPOUSE - EXPEDITE						MILITARY HONORABLY DISCHARGED - EXPEDITE						RENEWAL WAIVER	
		APPLICATIONS RECEIVED	LICENSES ISSUED	LICENSES DENIED ¹	APPLICATIONS ABANDONED	PROCESSING TIME APPROVED COMPLETE APPS ²	PROCESSING TIME APPROVED DEFICIENT APPS	APPLICATIONS RECEIVED	LICENSES ISSUED	LICENSES DENIED ¹	APPLICATIONS ABANDONED	PROCESSING TIME APPROVED COMPLETE APPS ²	PROCESSING TIME APPROVED DEFICIENT APPS	APPLICATIONS RECEIVED	APPLICATIONS APPROVED ³
ACCOUNTANCY, CALIFORNIA BOARD OF	CERTIFIED PUBLIC ACCOUNTANT	13	9	0	0	5	41	34	26	0	0	4	23	3	3
ACUPUNCTURE BOARD	ACUPUNCTURIST	0	0	0	0	-	-	0	0	0	0	-	-	1	1
ARCHITECTS BOARD, CALIFORNIA	ARCHITECT	0	0	0	0	-	-	10	1	0	0	30	-	0	0
LANDSCAPE ARCHITECTS TECHNICAL COMMITTEE	LANDSCAPE ARCHITECT	0	0	0	0	-	-	3	3	0	0	7	-	0	0
ATHLETIC COMMISSION, CALIFORNIA STATE	MANAGER	0	0	0	0	-	-	0	0	0	0	-	-	0	0
	MATCHMAKER	0	0	0	0	-	-	0	0	0	0	-	-	0	0
	PROFESSIONAL ATHLETE	0	0	0	0	-	-	0	0	0	0	-	-	0	0
	PROFESSIONAL TRAINER	0	0	0	0	-	-	0	0	0	0	-	-	0	0
	PROMOTER	0	0	0	0	-	-	0	0	0	0	-	-	0	0
	REFEREE/JUDGE	0	0	0	0	-	-	0	0	0	0	-	-	0	0
	SECOND	0	0	0	0	-	-	0	0	0	0	-	-	0	0
	TIMEKEEPER	0	0	0	0	-	-	0	0	0	0	-	-	0	0

¹ Licenses denied do not include applications that are abandoned. An application is abandoned when the applicant is notified of a deficiency and that deficiency is not resolved in the given time period set by statute or regulation, which leads to abandonment and closure of the application.

² Complete applications are those without any deficiencies, such as missing documents necessary for licensure.

³ Waivers approved may not match renewal requests received as some requests are not approved in the same fiscal year, documentation of military orders may not have been received and the request is pending, or the licensee may have withdrawn the request. Renewal waivers are never denied if orders are provided with the renewal request.

MILITARY LICENSURE															
BOARD BUREAU COMMITTEE COMMISSION	LICENSE TYPE	MILITARY SPOUSE - EXPEDITE						MILITARY HONORABLY DISCHARGED - EXPEDITE						RENEWAL WAIVER	
		APPLICATIONS RECEIVED	LICENSES ISSUED	LICENSES DENIED ¹	APPLICATIONS ABANDONED	PROCESSING TIME APPROVED COMPLETE APPS ²	PROCESSING TIME APPROVED DEFICIENT APPS	APPLICATIONS RECEIVED	LICENSES ISSUED	LICENSES DENIED ¹	APPLICATIONS ABANDONED	PROCESSING TIME APPROVED COMPLETE APPS ²	PROCESSING TIME APPROVED DEFICIENT APPS	APPLICATIONS RECEIVED	APPLICATIONS APPROVED ³
AUTOMOTIVE REPAIR, BUREAU OF	AUTOMOTIVE REPAIR DEALER	0	0	0	0	-	-	80	79	0	0	1	9	0	0
	BRAKE AND LAMP ADJUSTER	0	0	0	0	-	-	21	2	0	0	1	1	0	0
	BRAKE AND LAMP STATION	0	0	0	0	-	-	1	1	0	0	-	6	0	0
	SMOG CHECK INSPECTOR	0	0	0	0	-	-	14	7	0	0	1	-	0	0
	SMOG CHECK REPAIR ONLY STATION	0	0	0	0	-	-	0	0	0	0	-	-	0	0
	SMOG CHECK REPAIR TECHNICIAN	0	0	0	0	-	-	5	2	0	0	1	1	0	0
	SMOG CHECK TEST ONLY STATION	0	0	0	0	-	-	0	0	0	-	-	-	0	0
	SMOG CHECK TEST AND REPAIR STATION	0	0	0	0	-	-	2	2	0	0	5	1	0	0
BARBERING AND COSMETOLOGY, BOARD OF	BARBER	26	6	0	0	5	57	113	57	0	0	7	87	20	16
	BARBER APPRENTICE	0	0	0	0	-	-	0	0	0	0	-	-	0	0
	COSMETOLOGIST	104	32	0	1	4	47	67	29	0	0	5	58	64	4
	COSMETOLOGIST APPRENTICE	0	0	0	0	-	-	0	0	0	0	-	-	0	0
	ELECTROLOGIST	2	2	0	0	7	-	0	0	0	0	-	-	0	0
	ELECTROLOGIST APPRENTICE	0	0	0	0	-	-	0	0	0	0	-	-	0	0
	ESTABLISHMENT	0	0	0	0	-	-	0	0	0	0	-	-	0	0
	ESTHETICIAN	69	36	0	0	6	40	61	43	0	0	7	46	34	3
	MANICURIST	13	6	0	0	10	48	11	5	0	0	5	58	96	3
	MOBILE UNIT	0	0	0	0	-	-	0	0	0	0	-	-	0	0
	PERSONAL SERVICE PERMIT	0	0	0	0	-	-	0	0	0	0	-	-	0	0
BEHAVIORAL SCIENCES, BOARD OF	ASSOCIATE CLINICAL SOCIAL WORKER	0	0	0	0	-	-	0	0	0	0	-	-	0	0
	ASSOCIATE MARRIAGE AND FAMILY THERAPIST	0	0	0	0	-	-	0	0	0	0	-	-	0	0
	ASSOCIATE PROFESSIONAL CLINICAL COUNSELOR	0	0	0	0	-	-	0	0	0	0	-	-	0	0
	LICENSED CLINICAL SOCIAL WORKER	7	5	0	0	7	-	3	86	0	0	13	215	15	7
	LICENSED EDUCATIONAL PSYCHOLOGIST	1	1	0	0	2	-	0	0	0	0	-	-	0	0
	LICENSED MARRIAGE AND FAMILY THERAPIST	5	0	0	0	1	-	0	23	0	0	-	-	8	0
	LICENSED PROFESSIONAL CLINICAL COUNSELOR	5	3	0	0	17	-	9	14	0	0	10	61	3	0

¹ Licenses denied do not include applications that are abandoned. An application is abandoned when the applicant is notified of a deficiency and that deficiency is not resolved in the given time period set by statute or regulation, which leads to abandonment and closure of the application.

² Complete applications are those without any deficiencies, such as missing documents necessary for licensure.

³ Waivers approved may not match renewal requests received as some requests are not approved in the same fiscal year, documentation of military orders may not have been received and the request is pending, or the licensee may have withdrawn the request. Renewal waivers are never denied if orders are provided with the renewal request.

MILITARY LICENSURE															
BOARD BUREAU COMMITTEE COMMISSION	LICENSE TYPE	MILITARY SPOUSE - EXPEDITE						MILITARY HONORABLY DISCHARGED - EXPEDITE						RENEWAL WAIVER	
		APPLICATIONS RECEIVED	LICENSES ISSUED	LICENSES DENIED ¹	APPLICATIONS ABANDONED	PROCESSING TIME APPROVED COMPLETE APPS ²	PROCESSING TIME APPROVED DEFICIENT APPS	APPLICATIONS RECEIVED	LICENSES ISSUED	LICENSES DENIED ¹	APPLICATIONS ABANDONED	PROCESSING TIME APPROVED COMPLETE APPS ²	PROCESSING TIME APPROVED DEFICIENT APPS	APPLICATIONS RECEIVED	APPLICATIONS APPROVED ³
CEMETERY AND FUNERAL BUREAU	APPRENTICE EMBALMER	0	0	0	0	-	-	0	0	0	0	-	-	0	0
	CEMETERY BRANCH BROKER	0	0	0	0	-	-	0	0	0	0	-	-	0	0
	CEMETERY BROKER/ADDITIONAL BROKER	0	0	0	0	-	-	0	0	0	0	-	-	0	0
	CEMETERY MANAGER	0	0	0	0	-	-	0	0	0	0	-	-	0	0
	CEMETERY SALESPERSON	0	0	0	0	-	-	0	0	0	0	-	-	0	0
	CERTIFICATE OF AUTHORITY (CEMETERY)	0	0	0	0	-	-	0	0	0	0	-	-	0	0
	CREMATED REMAINS DISPOSER	0	0	0	0	-	-	0	0	0	0	-	-	0	0
	CREMATORY	0	0	0	0	-	-	0	0	0	0	-	-	0	0
	CREMATORY MANAGER	0	0	0	0	-	-	0	0	0	0	-	-	0	0
	EMBALMER	0	0	0	0	-	-	0	0	0	0	-	-	0	0
	FUNERAL DIRECTOR	0	0	0	0	-	-	1	0	0	0	-	-	0	0
	FUNERAL ESTABLISHMENT	0	0	0	0	-	-	2	2	0	0	-	108	0	0
	HYDROLYSIS FACILITY	0	0	0	0	-	-	0	0	0	0	-	-	0	0
CHIROPRACTIC EXAMINERS, BOARD OF	DOCTOR CHIROPRACTIC	1	1	0	0	17	-	0	0	0	0	-	-	0	0
CONTRACTORS STATE LICENSE BOARD	HOME IMPROVEMENT SALESPERSON	0	0	0	0	-	-	294	218	0	76	44	46	0	0
	ORIGINAL CONTRACTOR	0	0	0	0	-	-	713	363	0	350	70	103	4	1
COURT REPORTERS BOARD OF CALIFORNIA	CERTIFIED SHORTHAND REPORTER	0	0	0	0	-	-	0	0	0	0	-	-	0	0
DENTAL BOARD OF CALIFORNIA	CONSCIOUS SEDATION PERMIT	0	0	0	0	-	-	0	0	0	0	-	-	0	0
	DENTAL SEDATION ASSISTANT PERMIT	0	0	0	0	-	-	0	0	0	0	-	-	0	0
	DENTIST	7	8	0	0	15	51	37	19	0	0	2	122	26	23
	ELECTIVE FACIAL COSMETIC SURGERY PERMIT	0	0	0	0	-	-	0	0	0	0	-	-	0	0
	GENERAL ANESTHESIA PERMIT	0	0	0	0	-	-	1	1	0	0	-	10	0	0
	MEDICAL GENERAL ANESTHESIA PERMIT	0	0	0	0	-	-	0	0	0	0	-	-	0	0
	MODERATE SEDATION PERMIT	0	0	0	0	-	-	2	2	0	0	5	-	0	0
	ORAL AND MAXILLOFACIAL SURGEON	0	0	0	0	-	-	0	0	0	0	-	-	0	0

¹ Licenses denied do not include applications that are abandoned. An application is abandoned when the applicant is notified of a deficiency and that deficiency is not resolved in the given time period set by statute or regulation, which leads to abandonment and closure of the application.

² Complete applications are those without any deficiencies, such as missing documents necessary for licensure.

³ Waivers approved may not match renewal requests received as some requests are not approved in the same fiscal year, documentation of military orders may not have been received and the request is pending, or the licensee may have withdrawn the request. Renewal waivers are never denied if orders are provided with the renewal request.

MILITARY LICENSURE															
BOARD BUREAU COMMITTEE COMMISSION	LICENSE TYPE	MILITARY SPOUSE - EXPEDITE						MILITARY HONORABLY DISCHARGED - EXPEDITE						RENEWAL WAIVER	
		APPLICATIONS RECEIVED	LICENSES ISSUED	LICENSES DENIED ¹	APPLICATIONS ABANDONED	PROCESSING TIME APPROVED COMPLETE APPS ²	PROCESSING TIME APPROVED DEFICIENT APPS	APPLICATIONS RECEIVED	LICENSES ISSUED	LICENSES DENIED ¹	APPLICATIONS ABANDONED	PROCESSING TIME APPROVED COMPLETE APPS ²	PROCESSING TIME APPROVED DEFICIENT APPS	APPLICATIONS RECEIVED	APPLICATIONS APPROVED ³
DENTAL HYGIENE BOARD OF CALIFORNIA	REGISTERED DENTAL HYGIENIST	10	14	1	0	49	22	28	28	0	0	21	73	2	0
	REGISTERED DENTAL HYGIENIST IN ALTERNATIVE PRACTICE	0	0	0	0	-	-	0	1	0	0	-	33	0	0
	REGISTERED DENTAL HYGIENIST IN EXTENDED FUNCTIONS	0	0	0	0	-	-	0	0	0	0	-	-	0	0
HOUSEHOLD GOODS AND SERVICES, BUREAU OF	APPLIANCE SERVICE DEALER REGISTRATION	0	0	0	0	-	-	3	3	0	0	-	31	0	0
	BEDDING RETAILER LICENSE	0	0	0	0	-	-	1	1	0	0	-	56	0	0
	COMBINATION SERVICE DEALER REGISTRATION	0	0	0	0	-	-	1	1	0	0	9	-	0	0
	CUSTOM UPHOLSTERER LICENSE	0	0	0	0	-	-	0	0	0	0	-	-	0	0
	ELECTRONIC SERVICE DEALER REGISTRATION	0	0	0	0	-	-	1	1	0	0	29	-	0	0
	FURNITURE AND BEDDING MANUFACTURER LICENSE	0	0	0	0	-	-	1	1	0	0	-	4	0	0
	FURNITURE AND BEDDING RETAILER LICENSE	0	0	0	0	-	-	2	2	0	0	33	6	0	0
	FURNITURE AND BEDDING WHOLESALE LICENSE	0	0	0	0	-	-	0	0	0	0	-	-	0	0
	FURNITURE RETAILER LICENSE	0	0	0	0	-	-	1	1	0	0	-	15	0	0
	HOUSEHOLD MOVERS PERMIT	0	0	0	0	-	-	2	2	0	0	-	75	0	0
	IMPORTER LICENSE	0	0	0	0	-	-	0	0	0	0	-	-	0	0
	SANITIZER LICENSE	0	0	0	0	-	-	0	0	0	0	-	-	0	0
	SERVICE CONTRACT ADMINISTRATOR LICENSE	0	0	0	0	-	-	0	0	0	0	-	-	0	0
	SERVICE CONTRACT SELLER REGISTRATION	0	0	0	0	-	-	1	1	0	0	17	-	0	0
	SUPPLY DEALER LICENSE	0	0	0	0	-	-	1	1	0	0	16	-	0	0
	THERMAL INSULATION MANUFACTURER	0	0	0	0	-	-	0	0	0	0	-	-	0	0
MEDICAL BOARD OF CALIFORNIA ⁴	LICENSED MIDWIFE	0	0	0	0	-	-	0	0	0	0	-	-	0	0
	PHYSICIAN AND SURGEON	13	10	0	0	42	101	83	61	0	0	52	118	16	11
	POLYSOMNOGRAPHIC TECHNICIAN	0	0	0	0	-	-	0	0	0	0	-	-	0	0
	POLYSOMNOGRAPHIC TECHNOLOGIST	0	0	0	0	-	-	0	1	0	0	-	13	2	0
	POLYSOMNOGRAPHIC TRAINEE	0	0	0	0	-	-	0	0	0	0	-	-	0	0
	POSTGRADUATE TRAINING	0	0	0	0	-	-	7	5	0	0	-	83	0	0

¹ Licenses denied do not include applications that are abandoned. An application is abandoned when the applicant is notified of a deficiency and that deficiency is not resolved in the given period of time set by statute or regulation, which leads to abandonment and closure of the application.

² Complete applications are applications without any deficiencies, such as missing documents necessary for licensure.

³ Waivers approved may not match renewal requests received as some requests are not approved in the same fiscal year, documentation of military orders may not have been received and the request is pending, or the licensee may have withdrawn the request. Renewal waivers are never denied as long as orders are provided with the renewal request.

⁴ MBC received one military spouse temporary license for Physician and Surgeon, issued one license, and processing time was 71 days (Deficient Application).

MILITARY LICENSURE															
BOARD BUREAU COMMITTEE COMMISSION	LICENSE TYPE	MILITARY SPOUSE - EXPEDITE						MILITARY HONORABLY DISCHARGED - EXPEDITE						RENEWAL WAIVER	
		APPLICATIONS RECEIVED	LICENSES ISSUED	LICENSES DENIED ¹	APPLICATIONS ABANDONED	PROCESSING TIME APPROVED COMPLETE APPS ²	PROCESSING TIME APPROVED DEFICIENT APPS	APPLICATIONS RECEIVED	LICENSES ISSUED	LICENSES DENIED ¹	APPLICATIONS ABANDONED	PROCESSING TIME APPROVED COMPLETE APPS ²	PROCESSING TIME APPROVED DEFICIENT APPS	APPLICATIONS RECEIVED	APPLICATIONS APPROVED ³
MEDICAL BOARD OF CALIFORNIA ⁴ (continued)	RESEARCH PSYCHOANALYST	0	0	0	0	-	-	0	0	0	0	-	-	0	0
	SPECIAL FACULTY PERMIT	0	0	0	0	-	-	0	0	0	0	-	-	0	0
	SPECIAL PROGRAMS (INDIVIDUAL)	0	0	0	0	-	-	0	0	0	0	-	-	0	0
	BPC 853 PILOT PROGRAM PHYSICIAN	0	0	0	0	-	-	0	0	0	0	-	-	0	0
CALIFORNIA BOARD OF NATUROPATHIC MEDICINE	NATUROPATHIC DOCTOR	1	1	0	0	-	108	0	0	0	0	-	-	0	0
OCCUPATIONAL THERAPY, CALIFORNIA BOARD OF	OCCUPATIONAL THERAPIST	9	12	0	0	35	38	7	7	0	0	15	53	0	1
	OCCUPATIONAL THERAPIST LIMITED	0	0	0	0	-	-	0	0	0	0	-	-	0	0
	OCCUPATIONAL THERAPY ASSISTANT	11	5	0	0	7	24	16	11	0	0	16	83	0	0
	OCCUPATIONAL THERAPY ASSISTANT LIMITED	2	1	0	0	-	14	0	0	0	0	-	-	0	0
OPTOMETRY, CALIFORNIA STATE BOARD OF	NONRESIDENT CONTACT LENS SELLER REGISTRATION	0	0	0	0	-	-	0	0	0	0	-	-	0	0
	OPTOMETRIST	8	4	0	0	49	2	2	2	0	0	30	-	7	2
	REGISTERED CONTACT LENS DISPENSER	1	1	0	0	17	-	1	1	0	0	60	-	0	0
	REGISTERED DISPENSING OPTICIAN	0	0	0	0	-	-	0	0	0	0	-	-	0	0
	REGISTERED SPECTACLE LENS DISPENSER	2	2	0	0	17	-	1	1	0	0	-	52	0	0
	STATEMENT OF LICENSURE	1	1	0	0	1	-	9	9	0	0	12	-	0	0
OSTEOPATHIC MEDICAL BOARD OF CALIFORNIA	OSTEOPATHIC PHYSICIAN AND SURGEON	9	8	0	0	19	-	1	0	0	0	-	-	20	7
	POSTGRADUATE TRAINING	1	1	0	0	-	125	3	3	0	0	-	130	0	0
PHARMACY, CALIFORNIA STATE BOARD OF	ADVANCED PRACTICE PHARMACY	0	0	0	0	-	-	0	0	0	0	-	-	0	0
	DESIGNATED PARAMEDIC	0	0	0	0	-	-	0	0	0	0	-	-	0	0
	DESIGNATED REPRESENTATIVE	0	0	0	0	-	-	19	13	0	0	54	200	0	0
	DESIGNATED REPRESENTATIVE-3PL	0	0	0	0	-	-	7	7	0	0	119	156	0	0
	DESIGNATED REPRESENTATIVE- REVERSE DISTRIBUTOR	0	0	0	0	-	-	0	0	0	0	-	-	0	0
	DESIGNATED REPRESENTATIVE VET	0	0	0	0	-	-	0	0	0	0	-	-	0	0
	INTERN PHARMACIST	2	1	0	0	9	-	5	3	0	0	13	-	0	0
	PHARMACIST INITIAL LICENSING APPLICATIONS	6	6	0	0	2	-	7	7	0	0	2	-	8	5

¹ Licenses denied do not include applications that are abandoned. An application is abandoned when the applicant is notified of a deficiency and that deficiency is not resolved in the given period of time set by statute or regulation, which leads to abandonment and closure of the application.

² Complete applications are applications without any deficiencies, such as missing documents necessary for licensure.

³ Waivers approved may not match renewal requests received as some requests are not approved in the same fiscal year, documentation of military orders may not have been received and the request is pending, or the licensee may have withdrawn the request. Renewal waivers are never denied as long as orders are provided with the renewal request.

⁴ MBC received one military spouse temporary license for Physician and Surgeon, issued one license, and processing time was 71 days (Deficient Application).

MILITARY LICENSURE															
BOARD BUREAU COMMITTEE COMMISSION	LICENSE TYPE	MILITARY SPOUSE - EXPEDITE						MILITARY HONORABLY DISCHARGED - EXPEDITE						RENEWAL WAIVER	
		APPLICATIONS RECEIVED	LICENSES ISSUED	LICENSES DENIED ¹	APPLICATIONS ABANDONED	PROCESSING TIME APPROVED COMPLETE APPS ²	PROCESSING TIME APPROVED DEFICIENT APPS	APPLICATIONS RECEIVED	LICENSES ISSUED	LICENSES DENIED ¹	APPLICATIONS ABANDONED	PROCESSING TIME APPROVED COMPLETE APPS ²	PROCESSING TIME APPROVED DEFICIENT APPS	APPLICATIONS RECEIVED	APPLICATIONS APPROVED ³
PHARMACY, CALIFORNIA STATE BOARD OF (continued)	PHARMACIST EXAMINATION APPLICATIONS	9	9	0	0	8	40	11	9	0	0	19	38	0	0
	PHARMACY TECHNICIAN	18	16	0	0	27	81	79	63	3	0	31	61	3	2
PHYSICAL THERAPY BOARD OF CALIFORNIA	PHYSICAL THERAPIST	23	21	0	0	7	70	25	25	0	0	3	90	7	4
	PHYSICAL THERAPIST ASSISTANT	11	10	0	0	-	48	29	17	1	0	8	86	3	3
	ELECTRONEUROMY-GRAPHER CERTIFICATION	0	0	0	0	-	-	0	0	0	0	-	-	0	0
	KINESIOLOGICAL ELECTROMYOGRAPHER CERTIFICATION	0	0	0	0	-	-	0	0	0	0	-	-	0	0
PHYSICIAN ASSISTANT BOARD	PHYSICIAN ASSISTANT	13	12	0	1	34	38	66	48	0	9	20	49	17	1
PODIATRIC MEDICAL BOARD OF CALIFORNIA ⁴	DOCTOR OF PODIATRIC MEDICINE	0	0	0	0	-	-	1	0	0	0	-	-	1	1
	RESIDENT STATUS	0	0	0	0	-	-	0	0	0	0	-	-	0	0
PRIVATE POSTSECONDARY EDUCATION, BUREAU FOR	INSTITUTIONS APPROVED TO OPERATE BY MEANS OF ACCREDITATION	0	0	0	0	-	-	0	0	0	0	-	-	0	0
	INSTITUTIONS APPROVED TO OPERATE BY MEANS OF FULL APPROVAL (NON-ACCREDITED)	0	0	0	0	-	-	0	0	0	0	-	-	0	0
PROFESSIONAL ENGINEERS, LAND SURVEYORS, AND GEOLOGISTS, BOARD FOR ⁴	AGRICULTURAL ENGINEER	0	0	0	0	-	-	0	0	0	0	-	-	0	0
	CERTIFIED ENGINEERING GEOLOGIST	0	0	0	0	-	-	1	0	0	0	-	-	0	0
	CERTIFIED HYDROGEOLOGIST	0	0	0	0	-	-	1	0	0	0	-	-	0	0
	CHEMICAL ENGINEER	0	0	0	0	-	-	0	0	0	0	-	-	0	0
	CIVIL ENGINEER	0	0	0	0	-	-	23	0	0	0	-	-	2	2
	CONTROL SYSTEMS ENGINEER	0	0	0	0	-	-	0	0	0	0	-	-	0	0
	ELECTRICAL ENGINEER	0	0	0	0	-	-	4	0	0	0	-	-	0	0
	ENGINEER-IN-TRAINING	1	0	0	0	-	-	1	0	0	0	-	-	0	0
	FIRE PROTECTION ENGINEER	0	0	0	0	-	-	0	0	0	0	-	-	0	0
	GEOLOGIST	1	0	0	0	-	-	3	0	0	0	-	-	0	0
	GEOLOGIST-IN-TRAINING	0	0	0	0	-	-	1	0	0	0	-	-	0	0
	GEOPHYSICIST	0	0	0	0	-	-	0	0	0	0	-	-	0	0

¹ Licenses denied do not include applications that are abandoned. An application is abandoned when the applicant is notified of a deficiency and that deficiency is not resolved in the given period of time set by statute or regulation, which leads to abandonment and closure of the application.

² Complete applications are applications without any deficiencies, such as missing documents necessary for licensure.

³ Waivers approved may not match renewal requests received as some requests are not approved in the same fiscal year, documentation of military orders may not have been received and the request is pending, or the licensee may have withdrawn the request. Renewal waivers are never denied as long as orders are provided with the renewal request.

⁴ This board had authority to issue temporary licenses to military spouses prior to July 1, 2023. However, the board reports no applications received or licenses issued in FY 22/23.

MILITARY LICENSURE															
BOARD BUREAU COMMITTEE COMMISSION	LICENSE TYPE	MILITARY SPOUSE - EXPEDITE						MILITARY HONORABLY DISCHARGED - EXPEDITE						RENEWAL WAIVER	
		APPLICATIONS RECEIVED	LICENSES ISSUED	LICENSES DENIED ¹	APPLICATIONS ABANDONED	PROCESSING TIME APPROVED COMPLETE APPS ²	PROCESSING TIME APPROVED DEFICIENT APPS	APPLICATIONS RECEIVED	LICENSES ISSUED	LICENSES DENIED ¹	APPLICATIONS ABANDONED	PROCESSING TIME APPROVED COMPLETE APPS ²	PROCESSING TIME APPROVED DEFICIENT APPS	APPLICATIONS RECEIVED	APPLICATIONS APPROVED ³
PROFESSIONAL ENGINEERS, LAND SURVEYORS, AND GEOLOGISTS, BOARD FOR ⁴ (continued)	GEOTECHNICAL ENGINEER	0	0	0	0	-	-	1	0	0	0	-	-	0	0
	INDUSTRIAL ENGINEER	0	0	0	0	-	-	0	0	0	0	-	-	0	0
	LAND SURVEYOR	0	0	0	0	-	-	4	4	0	0	-	119	0	0
	LAND SURVEYOR-IN-TRAINING	0	0	0	0	-	-	0	0	0	0	-	-	0	0
	MECHANICAL ENGINEER	0	0	0	0	-	-	1	0	0	0	-	-	0	0
	METALLURGICAL ENGINEER	0	0	0	0	-	-	0	0	0	0	-	-	0	0
	NUCLEAR ENGINEER	0	0	0	0	-	-	0	0	0	0	-	-	0	0
	PETROLEUM ENGINEER	0	0	0	0	-	-	0	0	0	0	-	-	0	0
	STRUCTURAL ENGINEER	0	0	0	0	-	-	1	0	0	0	-	-	0	0
	TRAFFIC ENGINEER	0	0	0	0	-	-	2	0	0	0	-	-	0	0
PROFESSIONAL FIDUCIARIES BUREAU	PROFESSIONAL FIDUCIARY	0	0	0	0	-	-	0	0	0	0	-	-	0	0
PSYCHOLOGY, BOARD OF	PSYCHOLOGIST	6	2	0	3	3	-	30	10	0	6	25	81	0	0
	PSYCHOLOGICAL ASSOCIATE	0	0	0	0	-	-	0	0	0	0	-	0	1	0
REAL ESTATE APPRAISERS, BUREAU OF	CERTIFIED GENERAL	0	0	0	0	-	-	5	5	0	0	2	-	0	0
	CERTIFIED RESIDENTIAL	0	0	0	0	-	-	11	11	0	0	5	-	0	0
	RESIDENTIAL	0	0	0	0	-	-	0	0	0	0	-	-	0	0
	TRAINEE	0	0	0	0	-	-	3	3	0	0	1	49	0	0
REGISTERED NURSING, BOARD OF ⁴	CLINICAL NURSE SPECIALIST	0	0	0	0	-	-	3	1	0	0	-	44	1	1
	CONTINUING EDUCATION PROVIDER	0	0	0	0	-	-	0	0	0	0	-	-	0	0
	NURSE ANESTHETIST	0	0	0	0	-	-	8	7	0	1	3	83	0	0
	NURSE MIDWIFE	0	0	0	0	-	-	1	1	0	0	-	96	1	0
	NURSE MIDWIFE FURNISHING	0	1	0	0	-	92	1	1	0	0	-	96	1	0
	NURSE PRACTITIONER	18	13	0	0	-	81	137	106	0	25	5	90	6	3
	NURSE PRACTITIONER FURNISHING	11	9	0	0	-	83	107	91	0	16	9	78	3	1
	PSYCHIATRIC MENTAL HEALTH NURSE	0	0	0	0	-	-	0	0	0	0	-	-	0	0

¹ Licenses denied do not include applications that are abandoned. An application is abandoned when the applicant is notified of a deficiency and that deficiency is not resolved in the given period of time set by statute or regulation, which leads to abandonment and closure of the application.

² Complete applications are applications without any deficiencies, such as missing documents necessary for licensure.

³ Waivers approved may not match renewal requests received as some requests are not approved in the same fiscal year, documentation of military orders may not have been received and the request is pending, or the licensee may have withdrawn the request. Renewal waivers are never denied as long as orders are provided with the renewal request.

⁴ This board had authority to issue temporary licenses to military spouses prior to July 1, 2023. However, the board reports no applications received or licenses issued in FY 22/23.

MILITARY LICENSURE															
BOARD BUREAU COMMITTEE COMMISSION	LICENSE TYPE	MILITARY SPOUSE - EXPEDITE						MILITARY HONORABLY DISCHARGED - EXPEDITE						RENEWAL WAIVER	
		APPLICATIONS RECEIVED	LICENSES ISSUED	LICENSES DENIED ¹	APPLICATIONS ABANDONED	PROCESSING TIME APPROVED COMPLETE APPS ²	PROCESSING TIME APPROVED DEFICIENT APPS	APPLICATIONS RECEIVED	LICENSES ISSUED	LICENSES DENIED ¹	APPLICATIONS ABANDONED	PROCESSING TIME APPROVED COMPLETE APPS ²	PROCESSING TIME APPROVED DEFICIENT APPS	APPLICATIONS RECEIVED	APPLICATIONS APPROVED ³
REGISTERED NURSING, BOARD OF ⁴ (continued)	PUBLIC HEALTH NURSE	3	0	0	0	-	-	51	46	0	3	9	89	6	5
	REGISTERED NURSE	304	293	0	4	47	74	667	789	1	31	48	111	45	26
RESPIRATORY CARE BOARD OF CALIFORNIA	RESPIRATORY CARE PRACTITIONER	11	8	0	0	-	41	55	48	0	0	-	62	5	1
SECURITY AND INVESTIGATIVE SERVICES, BUREAU OF	ALARM COMPANY BRANCH	0	0	0	0	-	-	0	0	0	0	-	-	0	0
	ALARM COMPANY EMPLOYEE	6	4	0	1	37	-	148	128	2	28	28	-	0	0
	ALARM COMPANY OPERATOR	1	0	0	0	-	-	14	2	0	3	-	46	0	0
	ALARM COMPANY QUALIFIED MANAGER	2	0	0	0	-	-	14	1	0	3	-	155	0	0
	BATON PERMIT	0	0	0	0	-	-	0	0	0	0	-	-	0	0
	FIREARM PERMIT	9	6	0	19	176	82	1442	1252	22	465	41	75	0	0
	LOCKSMITH COMPANY BRANCH	0	0	0	0	-	-	0	0	0	2	-	-	0	0
	LOCKSMITH EMPLOYEE	1	0	0	0	-	-	19	14	0	5	35	-	0	0
	LOCKSMITH COMPANY OPERATOR	0	0	0	0	-	-	12	3	0	2	-	135	0	0
	PRIVATE INVESTIGATOR	0	0	0	1	-	-	66	23	0	19	22	154	0	0
	PRIVATE INVESTIGATOR BRANCH	0	0	0	0	-	-	0	0	0	0	-	-	0	0
	PRIVATE PATROL OPERATOR	2	0	0	2	-	-	106	95	46	14	62	93	0	0
	PRIVATE PATROL OPERATOR BRANCH	1	0	0	0	-	-	0	0	0	0	-	-	0	0
	PROPRIETARY PRIVATE SECURITY OFFICER EMPLOYER	1	0	0	1	-	-	9	7	0	9	-	34	0	0
	PROPRIETARY PRIVATE SECURITY OFFICER	11	0	0	3	-	-	266	196	3	75	38	15	0	0
	REPOSSESSION AGENCY	0	0	0	0	-	-	0	0	0	0	-	-	0	0
	REPOSSESSION AGENCY EMPLOYEE	0	0	0	0	-	-	0	0	0	0	-	-	0	0
	REPOSSESSION AGENCY QUALIFIED MANAGER	0	0	0	1	-	-	0	0	0	1	-	-	0	0
	SECURITY GUARD	91	17	2	46	120	163	5014	4426	56	576	19	76	0	0
	TRAINING FACILITY BATON	0	0	0	1	-	-	2	2	0	2	-	41	0	0
	TRAINING FACILITY FIREARM	0	0	0	0	-	-	7	2	0	1	-	32	0	0
	TRAINING FACILITY BATON INSTRUCTOR	0	0	0	0	-	-	3	3	0	3	-	109	0	0
	TRAINING FACILITY FIREARM INSTRUCTOR	0	0	0	0	-	-	14	9	0	9	2	77	0	0

¹ Licenses denied do not include applications that are abandoned. An application is abandoned when the applicant is notified of a deficiency and that deficiency is not resolved in the given period of time set by statute or regulation, which leads to abandonment and closure of the application.

² Complete applications are applications without any deficiencies, such as missing documents necessary for licensure.

³ Waivers approved may not match renewal requests received as some requests are not approved in the same fiscal year, documentation of military orders may not have been received and the request is pending, or the licensee may have withdrawn the request. Renewal waivers are never denied as long as orders are provided with the renewal request.

⁴ This board had authority to issue temporary licenses to military spouses prior to July 1, 2023. However, the board reports no applications received or licenses issued in FY 22/23.

MILITARY LICENSURE															
BOARD BUREAU COMMITTEE COMMISSION	LICENSE TYPE	MILITARY SPOUSE - EXPEDITE						MILITARY HONORABLY DISCHARGED - EXPEDITE						RENEWAL WAIVER	
		APPLICATIONS RECEIVED	LICENSES ISSUED	LICENSES DENIED ¹	APPLICATIONS ABANDONED	PROCESSING TIME APPROVED COMPLETE APPS ²	PROCESSING TIME APPROVED DEFICIENT APPS	APPLICATIONS RECEIVED	LICENSES ISSUED	LICENSES DENIED ¹	APPLICATIONS ABANDONED	PROCESSING TIME APPROVED COMPLETE APPS ²	PROCESSING TIME APPROVED DEFICIENT APPS	APPLICATIONS RECEIVED	APPLICATIONS APPROVED ³
SPEECH-LANGUAGE PATHOLOGY AND AUDIOLOGY AND HEARING AID DISPENSERS BOARD ⁴	AIDE	0	0	0	0	-	-	0	0	0	0	-	-	0	0
	AUDIOLOGIST	0	0	0	0	-	-	2	2	0	0	4	27	0	0
	HEARING AID DISPENSER	0	0	0	0	-	-	0	0	0	0	-	-	0	0
	HEARING AID DISPENSER TRAINEE	0	0	0	0	-	-	0	0	0	0	-	-	0	0
	REQUIRED PROFESSIONAL EXPERIENCE	2	2	0	0	2	67	9	8	0	1	26	65	0	0
	SPEECH-LANGUAGE PATHOLOGIST	10	10	0	0	18	75	8	8	0	0	9	52	0	0
	SPEECH-LANGUAGE PATHOLOGY ASSISTANT	2	2	0	0	11	-	2	2	0	0	11	-	0	0
STRUCTURAL PEST CONTROL BOARD	APPLICATOR	0	0	0	0	-	-	0	0	0	0	-	-	0	0
	FIELD REPRESENTATIVE	0	0	0	0	-	-	0	0	0	0	-	-	0	0
	OPERATOR	0	0	0	0	-	-	0	0	0	0	-	-	0	0
VETERINARY MEDICAL BOARD ⁵	REGISTERED VETERINARY TECHNICIAN	5	3	0	0	-	65	7	7	0	0	-	72	1	1
	UNIVERSITY VETERINARIAN	0	0	0	0	-	-	0	0	0	0	-	-	0	0
	VETERINARIAN	4	6	0	0	-	33	4	4	0	0	-	41	5	4
	VETERINARY ASSISTANT CONTROLLED SUBSTANCES PERMIT	2	2	0	0	-	9	10	7	0	0	3	46	0	0
	VETERINARIAN PREMISES	0	0	0	0	-	-	0	0	0	0	-	-	0	0
BOARD OF VOCATIONAL NURSING AND PSYCHIATRIC TECHNICIANS ⁴	PSYCHIATRIC TECHNICIAN	0	0	0	0	-	-	1	2	0	0	2	-	0	0
	VOCATIONAL NURSE	40	35	0	0	5	51	175	185	0	0	4	83	65	14

¹ Licenses denied do not include applications that are abandoned. An application is abandoned when the applicant is notified of a deficiency and that deficiency is not resolved in the given period of time set by statute or regulation, which leads to abandonment and closure of the application.

² Complete applications are applications without any deficiencies, such as missing documents necessary for licensure.

³ Waivers approved may not match renewal requests received as some requests are not approved in the same fiscal year, documentation of military orders may not have been received and the request is pending, or the licensee may have withdrawn the request. Renewal waivers are never denied as long as orders are provided with the renewal request.

⁴ This board had authority to issue temporary licenses to military spouses prior to July 1, 2023. However, the board reports no applications received or licenses issued in FY 22/23.

⁵ This board had authority to issue Veterinarian temporary licenses to military spouses prior to July 1, 2023. However, the board reports no applications received or licenses issued in FY 22/23.

SECTION 139

The following data is provided in compliance with Business and Professions Code section 139. Section 139 requires that every licensure examination under DCA be based on a valid occupational analysis (OA). It also requires that every licensure examination be periodically evaluated for validity, reliability, fairness, and legal defensibility. To ensure that these requirements are met, section 139(c) requires all boards, bureaus, and committees under DCA to report the following information:

(A) The legislative and regulatory authority for the prerequisites to take the examination, and how often these prerequisites are assessed.

- (B) The year of the most recent OA of the licensed profession, and the year of the OA on which the current examination is based.
- (C) The method for setting the passing score for the examination.
- (D) Whether examination items (questions) are periodically analyzed.
- (E) Direct costs in the previous fiscal year for OAs, examination development, examination administration, and licensure examination program evaluation.

SECTION 139														
EXAMINATION PROGRAM			PREREQUISITES ¹ FOR ADMITTANCE TO THE EXAMINATION			EXAMINATION VALIDATION ² OA = OCCUPATIONAL ANALYSIS				COSTS (IN THOUSANDS) ³ ED = EXAMINATION DEVELOPMENT EA = EXAMINATION ADMINISTRATION PE = PROGRAM EVALUATION PO = PER OCCURRENCE PY = PER YEAR				
BOARD BUREAU COMMITTEE	LICENSE TYPE	EXAMINATION TITLE	MANDATING CODE(S)		ASSESSMENT METHOD AND FREQUENCY	YEAR OF MOST RECENT OA		OA YEAR CURRENT EXAMINATION IS BASED ⁴	PASSING SCORE METHOD	PERIODIC ITEM ANALYSIS	OA (PO)	ED (PY)	EA (PY)	PE (PO)
			B&P	CCR		NATIONAL	CALIFORNIA							
ACCOUNTANCY, CALIFORNIA BOARD OF	CERTIFIED PUBLIC ACCOUNTANT	UNIFORM CPA EXAMINATION	5092 5093	9.2	OA; INTERNAL/ EXTERNAL REVIEW AS NEEDED	2022	2023	2020	CRITERION- REFERENCED	X	\$32	\$0	\$828	\$23
		PROFESSIONAL ETHICS FOR CERTIFIED PUBLIC ACCOUNTANTS— SUPPLEMENTAL EXAMINATION	5018 5092 5093	10	EXTERNAL REVIEW EVERY 3 YEARS	2020		2020	SET IN REGULATION		\$0	\$0	\$0	\$0
ACUPUNCTURE BOARD	ACUPUNCTURE	CALIFORNIA ACUPUNCTURE LICENSING EXAMINATION	4938 4939 4941	1399.415 1399.416 1399.425 1399.434	INTERNAL REVIEW EVERY FISCAL YEAR; EXTERNAL REVIEW AS NEEDED		2021	2021	MODIFIED ANGOFF ⁵ /IRT EQUATING ⁶	X	\$0	\$128	\$35	\$0
ARCHITECTS BOARD, CALIFORNIA	ARCHITECT	ARCHITECT REGISTRATION EXAMINATION	5550 5552	116	INTERNAL REVIEW AS NECESSARY	2022		2012	MODIFIED ANGOFF	X	\$0	\$3	\$162	\$8
		CALIFORNIA SUPPLEMENTAL EXAMINATION					2020	2020	MODIFIED ANGOFF/IRT EQUATING	X	\$0	\$124	\$200	\$33

¹ Prerequisites for admittance to the examination are mandated by Business and Professions Code (BPC) and/or California Code of Regulations (CCR) and assessed using a number of methods, including national standards and regulatory review. CCR codes are title 16 unless otherwise indicated.

² Methods used to establish passing scores vary across examination administrations and are based on minimum competence criteria necessary for licensure.

³ Included are costs for personnel required to perform these functions.

⁴ The date in the "OA Year Current Exam is Based" column may be earlier than the date in the "Year of Most Recent OA" column. The current examination may be based on the OA preceding the most recent OA. It takes a significant amount of time to update an examination after a new OA is completed.

⁵ The Modified Angoff method is a criterion-referenced method for setting the passing score of an examination. Licensed practitioners establish a minimally acceptable level of competence for safe practice that candidates must possess to pass the examination. By applying a criterion-referenced methodology, a passing score is set lower for an examination containing many difficult items (questions) and set higher for an examination containing a small number of difficult items. The Modified Angoff method is the most common method used for licensure examinations.

⁶ IRT stands for Item Response Theory, a statistical method for estimating the difficulty of examination items (questions) and of examinations. For licensure examination programs that meet certain parameters, IRT can be used to set the passing score for the examination after a Modified Angoff method has been used to set the criterion.

SECTION 139

EXAMINATION PROGRAM			PREREQUISITES ¹ FOR ADMITTANCE TO THE EXAMINATION			EXAMINATION VALIDATION ² OA = OCCUPATIONAL ANALYSIS				COSTS (IN THOUSANDS) ³ ED = EXAMINATION DEVELOPMENT EA = EXAMINATION ADMINISTRATION PE = PROGRAM EVALUATION PO = PER OCCURRENCE PY = PER YEAR				
BOARD BUREAU COMMITTEE	LICENSE TYPE	EXAMINATION TITLE	MANDATING CODE(S)		ASSESSMENT METHOD AND FREQUENCY	YEAR OF MOST RECENT OA		OA YEAR CURRENT EXAMINATION IS BASED ⁴	PASSING SCORE METHOD	PERIODIC ITEM ANALYSIS	OA (PO)	ED (PY)	EA (PY)	PE (PO)
			B&P	CCR		NATIONAL	CALIFORNIA							
LANDSCAPE ARCHITECTS TECHNICAL COMMITTEE	LANDSCAPE ARCHITECT	LANDSCAPE ARCHITECT REGISTRATION EXAMINATION	5650 5651	2610 2615 2620 2621	OA; INTERNAL/ EXTERNAL REVIEW EVERY 5–7 YEARS OR AS NEEDED	2022		2016	MODIFIED ANGOFF	X	\$1	\$2	\$37	\$40
	CALIFORNIA LANDSCAPE ARCHITECT	SUPPLEMENTAL EXAMINATION			OA; INTERNAL REVIEW EVERY 5–7 YEARS OR AS NEEDED		2020	2020			\$0	\$60	\$25	\$13
AUTOMOTIVE REPAIR, BUREAU OF	SMOG CHECK	SMOG CHECK INSPECTOR EXAMINATION	HEALTH AND SAFETY CODE 44014 44031.5	3340.28 3340.29	INTERNAL REVIEW EVERY 5 YEARS		2022	2022	MODIFIED ANGOFF	X	\$0	\$40	\$102	\$19
		SMOG CHECK REPAIR TECHNICIAN EXAMINATION					2021	2021			\$0	\$0	\$37	\$16
	BRAKE ADJUSTER (A, B, C)	BRAKE ADJUSTER (A, B, C) LICENSING EXAMINATION	9887.2	3310			2018	2018			\$0	\$0	\$29	\$10
	LAMP ADJUSTER	LAMP ADJUSTER EXAMINATION					2018	2018			\$0	\$0	\$24	\$11
	VEHICLE SAFETY SYSTEMS	VEHICLE SAFETY SYSTEMS TECHNICIAN EXAMINATION	9888.5	3311.1			2023	2023			\$67	\$15	\$0	\$12
BARBERING AND COSMETOLOGY, BOARD OF	BARBER	BARBER EXAMINATION	7321.5	909 910 924 926	EXTERNAL REVIEW AS NEEDED	2020	2019	2020	MODIFIED ANGOFF (FIRST FORM AFTER OA)/ IRT EQUATING (SUBSEQUENT FORMS)	X	\$0	\$833.1	\$1068.4	\$0
	COSMETOLOGIST	COSMETOLOGIST EXAMINATION	7321			2020	2017	2020						
	ELECTROLOGIST	ELECTROLOGIST EXAMINATION	7330			2021	2020	2021						
	ESTHETICIAN	ESTHETICIAN EXAMINATION	7324			2020	2021	2020						
	MANICURIST	MANICURIST EXAMINATION	7326			2020	2021	2020						
	HAIRSTYLIST	HAIRSTYLIST EXAMINATION	7322				2022	2022			\$9.42			\$2.52
BEHAVIORAL SCIENCES, BOARD OF	LICENSED CLINICAL SOCIAL WORKER	CALIFORNIA LICENSED CLINICAL SOCIAL WORKER LAW AND ETHICS EXAMINATION	4992.05 (a)(1)	1877.1 (a)(1)	OA; ANNUAL INTERNAL/ EXTERNAL REVIEW		2023	2015	MODIFIED ANGOFF	X	\$16.5	\$16.7	\$168.7	\$0
		ASSOCIATION OF SOCIAL WORK BOARDS CLINICAL EXAMINATION	4992.05 (c)(1-3)	1877.1 (a)(1)		2018	2021	2018	MODIFIED ANGOFF		\$0	\$0	\$0	
	LICENSED EDUCATIONAL PSYCHOLOGIST	CALIFORNIA LICENSED EDUCATIONAL PSYCHOLOGIST EXAMINATION	4989.20 (a)(7)				2022	2022	MODIFIED ANGOFF		\$0	\$18.7	\$9.5	
	LICENSED PROFESSIONAL CLINICAL COUNSELOR	CALIFORNIA LICENSED PROFESSIONAL CLINICAL COUNSELOR LAW AND ETHICS EXAMINATION	4999.53 (a)(1)	1822.50 (a)(1)			2023	2015	MODIFIED ANGOFF		\$16.5	\$12.7	\$60.1	
		NATIONAL BOARD OF CERTIFIED COUNSELORS NATIONAL CLINICAL MENTAL HEALTH COUNSELOR EXAMINATION	4999.53 (a)(2)	1822.50 (a)(2)		2019	2018	2019	MODIFIED ANGOFF		\$0	\$0	\$0	
	LICENSED MARRIAGE AND FAMILY THERAPIST (LMFT)	CALIFORNIA LICENSED MARRIAGE AND FAMILY THERAPIST LAW AND ETHICS EXAMINATION	4980.397 (a)(1)	1829.1 (a)(1)			2023	2015	MODIFIED ANGOFF		\$16.5	\$18.2	\$146.9	
		CALIFORNIA LICENSED MARRIAGE AND FAMILY THERAPIST CLINICAL EXAMINATION	4980.397	1822.50 (a)(2)			2020	2020	MODIFIED ANGOFF		\$0	\$20.3	\$219.7	

¹ Prerequisites for admittance to the examination are mandated by Business and Professions Code (BPC) and/or California Code of Regulations (CCR) and assessed using a number of methods, including national standards and regulatory review. CCR codes are title 16 unless otherwise indicated.

² Methods used to establish passing scores vary across examination administrations and are based on minimum competence criteria necessary for licensure.

³ Included are costs for personnel required to perform these functions.

⁴ The date in the “OA Year Current Exam is Based” column may be earlier than the date in the “Year of Most Recent OA” column. The current examination may be based on the OA preceding the most recent OA. It takes a significant amount of time to update an examination after a new OA is completed.

SECTION 139

EXAMINATION PROGRAM			PREREQUISITES ¹ FOR ADMITTANCE TO THE EXAMINATION			EXAMINATION VALIDATION ² OA = OCCUPATIONAL ANALYSIS				COSTS (IN THOUSANDS) ³ ED = EXAMINATION DEVELOPMENT EA = EXAMINATION ADMINISTRATION PE = PROGRAM EVALUATION PO = PER OCCURRENCE PY = PER YEAR				
BOARD BUREAU COMMITTEE	LICENSE TYPE	EXAMINATION TITLE	MANDATING CODE(S)		ASSESSMENT METHOD AND FREQUENCY	YEAR OF MOST RECENT OA		OA YEAR CURRENT EXAMINATION IS BASED ⁴	PASSING SCORE METHOD	PERIODIC ITEM ANALYSIS	OA (PO)	ED (PY)	EA (PY)	PE (PO)
			B&P	CCR		NATIONAL	CALIFORNIA							
CEMETERY AND FUNERAL BUREAU	CEMETERY BROKER	CEMETERY BROKER EXAMINATION	7651 7651.1 7651.2		ANNUAL INTERNAL REVIEW		2020	2020	MODIFIED ANGOFF	X	\$0	\$0	\$0.9	\$0
	CEMETERY MANAGER	CEMETERY MANAGER EXAMINATION	7653.7	2326.1 (a)(1)			2019	2019					\$1	
	CREMATORY MANAGER	CREMATORY MANAGER EXAMINATION	7712.1	2326.1(b)			2018	2018					\$2.1	
	EMBALMER	NATIONAL BOARD EXAMINATION, SCIENCES SECTION, INTERNATIONAL CONFERENCE OF FUNERAL SERVICE EXAMINING BOARDS	7642 7643 7646	1235		2022	2022	CRITERION- REFERENCED	EXAMINATION ADMINISTERED BY OUTSIDE AGENCY WITH NO EXPENSE TO THE STATE.					
		CALIFORNIA EMBALMER LAW AND ETHICS EXAMINATION					2021	2021	MODIFIED ANGOFF				\$0.7	\$1.4
	FUNERAL DIRECTOR	FUNERAL DIRECTOR EXAMINATION	7618 7619				2023	2017	MODIFIED ANGOFF		\$62.9	\$58.4	\$7.1	
CHIROPRACTIC EXAMINERS, BOARD OF	DOCTOR OF CHIROPRACTIC	CHIROPRACTIC EXAMINERS EXAMINATION Parts I, II, III, IV, and PHT	SECTION 6, CHIRO- PRACTIC INITIATIVE ACT	349	INTERNAL REVIEW AS NEEDED	2020		2020	MODIFIED ANGOFF	X	EXAMINATIONS ADMINISTERED BY OUTSIDE AGENCY WITH NO EXPENSE TO THE STATE.			
		CALIFORNIA CHIROPRACTIC LAW EXAMINATION	SECTION 6, CHIRO- PRACTIC INITIATIVE ACT	349	INTERNAL REVIEW EVERY 5 YEARS		2017	2017			\$36.1	\$24.2	\$10.7	\$0
CONTRACTORS STATE LICENSE BOARD	A	GENERAL ENGINEERING EXAMINATION	7056- 7058	825 826	INTERNAL REVIEW AS NEEDED		2019	2019	MODIFIED ANGOFF	X	\$0	\$0	\$55.81	\$0
	B	GENERAL BUILDING EXAMINATION					2019	2019			\$0	\$0	\$55.81	
	B-2	RESIDENTIAL REMODELING EXAMINATION					2021	2021			\$0	\$10.64	\$55.81	
	C-2	INSULATION AND ACOUSTICAL EXAMINATION					2021	2017			\$0	\$42.54	\$55.81	
	C-4	BOILER, HOT-WATER HEATING, AND STEAM FITTING EXAMINATION					2021	2016			\$0	\$42.54	\$55.81	
	C-5	FRAMING AND ROUGH CARPENTRY EXAMINATION					2019	2019			\$0	\$0	\$55.81	
	C-6	CABINET, MILLWORK, AND FINISH CARPENTRY EXAMINATION					2020	2020			\$0	\$0	\$55.81	
	C-7	LOW VOLTAGE SYSTEMS EXAMINATION					2021	2016			\$0	\$42.54	\$55.81	
	C-8	CONCRETE EXAMINATION					2020	2020			\$0	\$0	\$55.81	
	C-9	DRYWALL EXAMINATION					2020	2020			\$0	\$42.54	\$55.81	
	C-10	ELECTRICAL EXAMINATION					2018	2018			\$21.30	\$10.64	\$55.81	
	C-11	ELEVATOR EXAMINATION					2019	20149			\$0	\$0	\$55.81	

¹ Prerequisites for admittance to the examination are mandated by Business and Professions Code (BPC) and/or California Code of Regulations (CCR) and assessed using a number of methods, including national standards and regulatory review. CCR codes are title 16 unless otherwise indicated.

² Methods used to establish passing scores vary across examination administrations and are based on minimum competence criteria necessary for licensure.

³ Included are costs for personnel required to perform these functions.

⁴ The date in the "OA Year Current Exam is Based" column may be earlier than the date in the "Year of Most Recent OA" column. The current examination may be based on the OA preceding the most recent OA. It takes a significant amount of time to update an examination after a new OA is completed.

SECTION 139

EXAMINATION PROGRAM			PREREQUISITES ¹ FOR ADMITTANCE TO THE EXAMINATION			EXAMINATION VALIDATION ² OA = OCCUPATIONAL ANALYSIS				COSTS (IN THOUSANDS) ³ ED = EXAMINATION DEVELOPMENT EA = EXAMINATION ADMINISTRATION PE = PROGRAM EVALUATION PO = PER OCCURRENCE PY = PER YEAR				
BOARD BUREAU COMMITTEE	LICENSE TYPE	EXAMINATION TITLE	MANDATING CODE(S)		ASSESSMENT METHOD AND FREQUENCY	YEAR OF MOST RECENT OA		OA YEAR CURRENT EXAMINATION IS BASED ⁴	PASSING SCORE METHOD	PERIODIC ITEM ANALYSIS	OA (PO)	ED (PY)	EA (PY)	PE (PO)
			B&P	CCR		NATIONAL	CALIFORNIA							
CONTRACTORS STATE LICENSE BOARD (continued)	C-12	EARTHWORK AND PAVING EXAMINATION	7056- 7058	825 826	INTERNAL REVIEW AS NEEDED		2022	2016	MODIFIED ANGOFF	X	\$0	\$42.54	\$55.81	\$0
	C-13	FENCING EXAMINATION					2018	2018			\$21.30	\$42.54	\$55.81	
	C-15	FLOORING AND FLOOR COVERING EXAMINATION					2020	2020			\$0	\$0	\$55.81	
	C-16	FIRE PROTECTION EXAMINATION					2021	2021			\$0	\$0	\$55.81	
	C-17	GLAZING EXAMINATION					2021	2021			\$0	\$42.54	\$55.81	
	C-20	WARM AIR HEATING, VENTILATING, AND AIR CONDITIONING EXAMINATION					2020	2020			\$0	\$0	\$55.81	
	C-21	BUILDING MOVING AND DEMOLITION EXAMINATION					2018	2018			\$0	\$0	\$55.81	
	C-22	ASBESTOS ABATEMENT EXAMINATION					2018	2018			\$0	\$0	\$55.81	
	C-23	ORNAMENTAL METAL EXAMINATION					2019	2019			\$0	\$0	\$55.81	
	C-27	LANDSCAPING EXAMINATION					2020	2020			\$0	\$42.54	\$55.81	
	C-28	LOCK AND SECURITY EQUIPMENT EXAMINATION					2019	2019			\$0	\$0	\$55.81	
	C-29	MASONRY EXAMINATION					2020	2020			\$0	\$42.54	\$55.81	
	C-31	CONSTRUCTION ZONE TRAFFIC CONTROL EXAMINATION					2021	2015			\$0	\$42.54	\$55.81	
	C-32	PARKING AND HIGHWAY IMPROVEMENT EXAMINATION					2020	2020			\$0	\$0	\$55.81	
	C-33	PAINTING AND DECORATING EXAMINATION					2021	2021			\$0	\$0	\$55.81	
	C-34	PIPELINE EXAMINATION					2023	2018			\$21.30	\$42.54	\$55.81	
	C-35	LATHING AND PLASTERING EXAMINATION					2019	2019			\$0	\$0	\$55.81	
	C-36	PLUMBING EXAMINATION					2019	2019			\$0	\$10.64	\$55.81	
	C-38	REFRIGERATION EXAMINATION					2023	2018			\$21.30	\$0	\$55.81	
	C-39	ROOFING EXAMINATION					2021	2021			\$0	\$42.54	\$55.81	
	C-42	SANITATION SYSTEM EXAMINATION					2022	2022			\$0	\$42.54	\$55.81	
	C-43	SHEET METAL EXAMINATION					2020	2020			\$0	\$0	\$55.81	
	C-45	SIGN EXAMINATION					2018	2018			\$21.30	\$0	\$55.81	
	C-46	SOLAR EXAMINATION					2022	2022			\$0	\$42.54	\$55.81	
	C-47	GENERAL MANUFACTURED HOUSING EXAMINATION					2023	2018			\$21.30	\$0	\$55.81	
	C-49	TREE AND PALM EXAMINATION (NEW LICENSE CATEGORY)					2021	N/A			\$0	\$42.54	\$0	

¹ Prerequisites for admittance to the examination are mandated by Business and Professions Code (BPC) and/or California Code of Regulations (CCR) and assessed using a number of methods, including national standards and regulatory review. CCR codes are title 16 unless otherwise indicated.

² Methods used to establish passing scores vary across examination administrations and are based on minimum competence criteria necessary for licensure.

³ Included are costs for personnel required to perform these functions.

⁴ The date in the "OA Year Current Exam is Based" column may be earlier than the date in the "Year of Most Recent OA" column. The current examination may be based on the OA preceding the most recent OA. It takes a significant amount of time to update an examination after a new OA is completed.

SECTION 139

EXAMINATION PROGRAM			PREREQUISITES ¹ FOR ADMITTANCE TO THE EXAMINATION			EXAMINATION VALIDATION ² OA = OCCUPATIONAL ANALYSIS				COSTS (IN THOUSANDS) ³ ED = EXAMINATION DEVELOPMENT EA = EXAMINATION ADMINISTRATION PE = PROGRAM EVALUATION PO = PER OCCURRENCE PY = PER YEAR				
BOARD BUREAU COMMITTEE	LICENSE TYPE	EXAMINATION TITLE	MANDATING CODE(S)		ASSESSMENT METHOD AND FREQUENCY	YEAR OF MOST RECENT OA		OA YEAR CURRENT EXAMINATION IS BASED ⁴	PASSING SCORE METHOD	PERIODIC ITEM ANALYSIS	OA (PO)	ED (PY)	EA (PY)	PE (PO)
			B&P	CCR		NATIONAL	CALIFORNIA							
CONTRACTORS STATE LICENSE BOARD (continued)	C-50	REINFORCING STEEL EXAMINATION	7056- 7058	825 826	INTERNAL REVIEW AS NEEDED		2018	2018	MODIFIED ANGOFF	X	\$0	\$0	\$55.81	\$0
	C-51	STRUCTURAL STEEL EXAMINATION					2019	2019			\$0	\$0	\$55.81	
	C-53	SWIMMING POOL EXAMINATION					2021	2021			\$0	\$42.54	\$55.81	
	C-54	CERAMIC AND MOSAIC TILE EXAMINATION					2021	2021			\$0	\$42.54	\$55.81	
	C-55	WATER CONDITIONING EXAMINATION					2018	2018			\$21.30	\$0	\$55.81	
	C-57	WELL DRILLING EXAMINATION					2022	2017			\$0	\$42.54	\$55.81	
	C-60	WELDING EXAMINATION					2018	2018			\$21.30	\$0	\$55.81	
	ASB	ASBESTOS CERTIFICATION EXAMINATION					2020	2020			\$0	\$42.54	\$55.81	
	HAZ	HAZARDOUS SUBSTANCE REMOVAL CERTIFICATION EXAMINATION					2017	2017			\$21.30	\$42.54	\$55.81	
	LAW	LAW AND BUSINESS EXAMINATION					2020	2020			\$0	\$10.64	\$55.81	
COURT REPORTERS BOARD OF CALIFORNIA	CERTIFIED SHORTHAND REPORTER	PRACTICAL EXAMINATION	8020	2418	OA; INTERNAL/ EXTERNAL REVIEW		2023	2017	SPECIFIED BY STATUTE	N/A	\$71	\$87	\$51	\$3
		ENGLISH EXAMINATION							MODIFIED ANGOFF	X				
		PROFESSIONAL PRACTICE EXAMINATION												
DENTAL BOARD OF CALIFORNIA	DENTIST	PORTFOLIO EXAMINATION	1632 (c)(1)	1028(a) 1032 1032.3	INTERNAL/ EXTERNAL REVIEW AS NEEDED		2013	2013	CRITERION- REFERENCED	X	\$0	\$0	\$0	\$0
		WREB EXAMINATION	1632 (c)(2)(A)	1028(a)		2019	2018	2019			\$0	\$0	\$0	\$0
		ADEX EXAMINATION	1632 (c)(2)(B)			2018	2018	2018			\$0	\$0	\$0	\$27
		INBDE EXAMINATION	1632(a)			2016	2018	2016			\$0	\$0	\$0	\$26
		CALIFORNIA LAW AND ETHICS EXAMINATION	1632(b)	1028.5			2018	2018			\$0	\$75	\$0	\$0
	REGISTERED DENTAL ASSISTANT	GENERAL AND LAW AND ETHICS WRITTEN EXAMINATION	1752.1	1076 1077			2023	2016	SPECIFIED IN REGULATION		\$66	\$66		
	REGISTERED DENTAL ASSISTANT IN EXTENDED FUNCTIONS	REGISTERED DENTAL ASSISTANT IN EXTENDED FUNCTIONS WRITTEN EXAMINATION	1753	1076 1077.1			2021	2021				\$44		
	ORTHODONTIC ASSISTANT	ORTHODONTIC ASSISTANT WRITTEN EXAMINATION	1750.2				2021	2021				\$37		
	DENTAL SEDATION ASSISTANT	DENTAL SEDATION ASSISTANT WRITTEN EXAMINATION	1750.4				2010	2010						\$4

¹ Prerequisites for admittance to the examination are mandated by Business and Professions Code (BPC) and/or California Code of Regulations (CCR) and assessed using a number of methods, including national standards and regulatory review. CCR codes are title 16 unless otherwise indicated.

² Methods used to establish passing scores vary across examination administrations and are based on minimum competence criteria necessary for licensure.

³ Included are costs for personnel required to perform these functions.

⁴ The date in the "OA Year Current Exam is Based" column may be earlier than the date in the "Year of Most Recent OA" column. The current examination may be based on the OA preceding the most recent OA. It takes a significant amount of time to update an examination after a new OA is completed.

SECTION 139

EXAMINATION PROGRAM			PREREQUISITES ¹ FOR ADMITTANCE TO THE EXAMINATION			EXAMINATION VALIDATION ² OA = OCCUPATIONAL ANALYSIS				COSTS (IN THOUSANDS) ³ ED = EXAMINATION DEVELOPMENT EA = EXAMINATION ADMINISTRATION PE = PROGRAM EVALUATION PO = PER OCCURRENCE PY = PER YEAR				
BOARD BUREAU COMMITTEE	LICENSE TYPE	EXAMINATION TITLE	MANDATING CODE(S)		ASSESSMENT METHOD AND FREQUENCY	YEAR OF MOST RECENT OA		OA YEAR CURRENT EXAMINATION IS BASED ⁴	PASSING SCORE METHOD	PERIODIC ITEM ANALYSIS	OA (PO)	ED (PY)	EA (PY)	PE (PO)
			B&P	CCR		NATIONAL	CALIFORNIA							
DENTAL HYGIENE BOARD OF CALIFORNIA	REGISTERED DENTAL HYGIENIST	NATIONAL DENTAL HYGIENE BOARD EXAMINATION	1917	1082	EXTERNAL REVIEW EVERY 5 YEARS	2019	2019	2019	CRITERION- REFERENCED	X	EXAMINATIONS ADMINISTERED BY OUTSIDE AGENCIES WITH NO EXPENSE TO THE STATE.			
		WESTERN REGIONAL EXAMINATION BOARD EXAMINATION		1082.1										
		CENTRAL REGIONAL DENTAL TESTING SERVICES EXAMINATION												
		CDCA/ADEX Manikin-based only (ACCEPTANCE DUE TO THE PANDEMIC)												
		CALIFORNIA LAW AND ETHICS EXAMINATION	1917	1082.3	INTERNAL REVIEW EVERY 3 YEARS	2019	2019	SPECIFIED IN STATUTE	\$0		\$24	\$0	\$0	
	REGISTERED DENTAL HYGIENIST IN ALTERNATIVE PRACTICE	CALIFORNIA LAW AND ETHICS EXAMINATION	1922						\$0	\$24	\$0	\$0		
HOUSEHOLD GOODS AND SERVICES, BUREAU OF	THE BUREAU OF HOUSEHOLD GOODS AND SERVICES (BHGS) ADMINISTERS AN OPEN-BOOK, WRITTEN EXAMINATION TO APPLICANTS SEEKING A PERMIT AS A HOUSEHOLD MOVER. THIS EXAMINATION IS NOT A “LICENSURE EXAMINATION” DESIGNED TO ASSESS OVERALL COMPETENCE TO PRACTICE, AND IS THEREFORE NOT SUBJECT TO THE REPORTING REQUIREMENTS OF BUSINESS AND PROFESSIONS CODE SECTION 139.													
MEDICAL BOARD OF CALIFORNIA	PHYSICIAN AND SURGEON	UNITED STATES MEDICAL LICENSING EXAMINATION	2170	EXTERNAL REVIEW AS NEEDED	EXTERNAL REVIEW EVERY 5 YEARS	2020		2020	MODIFIED ANGOFF WITH RASCH MODEL EQUATING	X	EXAMINATIONS ADMINISTERED BY OUTSIDE AGENCIES WITH NO EXPENSE TO THE STATE.			
	LICENSED MIDWIFE	NORTH AMERICAN REGISTRY OF MIDWIVES EXAMINATION	2512.5 2513			2016		2016	MODIFIED ANGOFF					
	POLYSOMNOGRAPHIC TECHNICIAN	CERTIFIED POLYSOMNOGRAPHIC TECHNICIAN EXAMINATION	3575			2022		2022	MODIFIED BOOKMARK METHOD					
	POLYSOMNOGRAPHIC TECHNOLOGIST	REGISTERED POLYSOMNOGRAPHIC TECHNOLOGIST EXAMINATION				2022		2022						
NATUROPATHIC MEDICINE COMMITTEE	NATUROPATHIC DOCTOR	NATUROPATHIC PHYSICIANS LICENSING EXAMINATIONS I AND II	3630 3631	4220	OA; EXTERNAL REVIEW EVERY 5 YEARS	2021		2021	MODIFIED ANGOFF	X	EXAMINATIONS ADMINISTERED BY OUTSIDE AGENCY WITH NO EXPENSE TO THE STATE.			
OCCUPATIONAL THERAPY, CALIFORNIA BOARD OF	OCCUPATIONAL THERAPIST	REGISTERED OCCUPATIONAL THERAPIST EXAMINATION	2570.6	OA; EXTERNAL REVIEW	OA; EXTERNAL REVIEW	2022		2022	MODIFIED ANGOFF	X	EXAMINATIONS ADMINISTERED BY OUTSIDE AGENCIES WITH NO EXPENSE TO THE STATE.			
	OCCUPATIONAL THERAPY ASSISTANT	CERTIFIED OCCUPATIONAL THERAPY ASSISTANT EXAMINATION												

¹ Prerequisites for admittance to the examination are mandated by Business and Professions Code (BPC) and/or California Code of Regulations (CCR) and assessed using a number of methods, including national standards and regulatory review. CCR codes are title 16 unless otherwise indicated.

² Methods used to establish passing scores vary across examination administrations and are based on minimum competence criteria necessary for licensure.

³ Included are costs for personnel required to perform these functions.

⁴ The date in the "OA Year Current Exam is Based" column may be earlier than the date in the "Year of Most Recent OA" column. The current examination may be based on the OA preceding the most recent OA. It takes a significant amount of time to update an examination after a new OA is completed.

SECTION 139

EXAMINATION PROGRAM			PREREQUISITES ¹ FOR ADMITTANCE TO THE EXAMINATION			EXAMINATION VALIDATION ² OA = OCCUPATIONAL ANALYSIS				COSTS (IN THOUSANDS) ³ ED = EXAMINATION DEVELOPMENT EA = EXAMINATION ADMINISTRATION PE = PROGRAM EVALUATION PO = PER OCCURRENCE PY = PER YEAR				
BOARD BUREAU COMMITTEE	LICENSE TYPE	EXAMINATION TITLE	MANDATING CODE(S)		ASSESSMENT METHOD AND FREQUENCY	YEAR OF MOST RECENT OA		OA YEAR CURRENT EXAMINATION IS BASED ⁴	PASSING SCORE METHOD	PERIODIC ITEM ANALYSIS	OA (PO)	ED (PY)	EA (PY)	PE (PO)
			B&P	CCR		NATIONAL	CALIFORNIA							
OPTOMETRY, CALIFORNIA STATE BOARD OF	OPTOMETRIST	NATIONAL BOARD OF EXAMINERS IN OPTOMETRY APPLIED BASIC SCIENCE (PART I); PATIENT ASSESSMENT AND MANAGEMENT (PART II); CLINICAL SKILLS (PART III) EXAMINATIONS	3041.2 3046	1523	INTERNAL REVIEW AS NEEDED	2023	2019	2016	MODIFIED ANGOFF	X	EXAMINATIONS ADMINISTERED BY OUTSIDE AGENCY WITH NO EXPENSE TO THE STATE.			
		CALIFORNIA LAWS AND REGULATIONS EXAMINATION					2019	2019			\$0	\$45.2	\$0	\$0
	SPECTACLE LENS DISPENSER	AMERICAN BOARD OF OPTICIANRY— SPECTACLE EXAMINATION	2559.2			2019	2020	2019			EXAMINATIONS ADMINISTERED BY OUTSIDE AGENCIES WITH NO EXPENSE TO THE STATE.			
	CONTACT LENS DISPENSER	NATIONAL CONTACT LENS EXAMINERS— CONTACT LENS EXAMINATION	2561			2019	2019	2019						
OSTEOPATHIC MEDICAL BOARD OF CALIFORNIA	OSTEOPATHIC PHYSICIAN AND SURGEON	COMLEX-USA LEVEL 1 COMLEX-USA LEVEL 2 (CE) COMLEX-USA LEVEL 2 (PE) COMLEX-USA LEVEL 3 EXAMINATIONS	2099.5	1620	EXTERNAL REVIEW EVERY 3–5 YEARS	2016		2016	MODIFIED ANGOFF	X	EXAMINATIONS ADMINISTERED BY OUTSIDE AGENCIES WITH NO EXPENSE TO THE STATE.			
	POSTGRADUATE TRAINING LICENSE	COMLEX-USA LEVEL 1 COMLEX-USA LEVEL 2 (CE) COMLEX-USA LEVEL 2 (PE) EXAMINATIONS	2064.5			2016		2016						
PHARMACY, CALIFORNIA STATE BOARD OF	PHARMACIST	CALIFORNIA PRACTICE AND JURISPRUDENCE EXAMINATION FOR PHARMACISTS	4200 4200.1 4200.2	1719 1720 1720.1 1721	OA—INTERNAL AND EXTERNAL		2019	2019	MODIFIED ANGOFF	X	\$0	\$305	\$239	\$141
		NORTH AMERICAN PHARMACIST LICENSURE EXAMINATION	4200.3 4200.4 4209 4400	1723.1 1724 1725 1728 1749	OA—INTERNAL AND EXTERNAL	2021		2021			EXAMINATIONS ADMINISTERED BY OUTSIDE AGENCY WITH NO EXPENSE TO THE STATE.			
	PHARMACY TECHNICIAN	PHARMACY TECHNICIAN CERTIFICATION EXAMINATION	4202 4400	1749, 1793 1793.2, 1793.5 1793.6, 1793.65 1793.7, 1793.8	OA	2016	2019	2016	ANGOFF					
		EXAMINATION FOR THE CERTIFICATION OF PHARMACY TECHNICIANS			OA	2016	2019	2016	MODIFIED ANGOFF					
PHYSICAL THERAPY BOARD OF CALIFORNIA	PHYSICAL THERAPIST	NATIONAL PHYSICAL THERAPY EXAMINATION	2650 2653	1398.25 1398.26 1398.26.1 1398.26.5 1398.30 1398.32	OA; EVERY 5 YEARS AND AS OTHERWISE DEEMED NECESSARY; ANNUAL DATA COLLECTION	2022		2016	MODIFIED ANGOFF	X	\$0	\$2.5 SHARED WITH PE COSTS	\$9.4	\$2.5 SHARED WITH ED COSTS
		CALIFORNIA LAW EXAMINATION			OA; AS DEEMED NECESSARY DUE TO CHANGES IN LAW OR REGULATION		2012	2012						

¹ Prerequisites for admittance to the examination are mandated by Business and Professions Code (BPC) and/or California Code of Regulations (CCR) and assessed using a number of methods, including national standards and regulatory review. CCR codes are title 16 unless otherwise indicated.

² Methods used to establish passing scores vary across examination administrations and are based on minimum competence criteria necessary for licensure.

³ Included are costs for personnel required to perform these functions.

⁴ The date in the "OA Year Current Exam is Based" column may be earlier than the date in the "Year of Most Recent OA" column. The current examination may be based on the OA preceding the most recent OA. It takes a significant amount of time to update an examination after a new OA is completed.

SECTION 139

EXAMINATION PROGRAM			PREREQUISITES ¹ FOR ADMITTANCE TO THE EXAMINATION			EXAMINATION VALIDATION ² OA = OCCUPATIONAL ANALYSIS				COSTS (IN THOUSANDS) ³ ED = EXAMINATION DEVELOPMENT EA = EXAMINATION ADMINISTRATION PE = PROGRAM EVALUATION PO = PER OCCURRENCE PY = PER YEAR					
BOARD BUREAU COMMITTEE	LICENSE TYPE	EXAMINATION TITLE	MANDATING CODE(S)		ASSESSMENT METHOD AND FREQUENCY	YEAR OF MOST RECENT OA		OA YEAR CURRENT EXAMINATION IS BASED ⁴	PASSING SCORE METHOD	PERIODIC ITEM ANALYSIS	OA (PO)	ED (PY)	EA (PY)	PE (PO)	
			B&P	CCR		NATIONAL	CALIFORNIA								
PHYSICAL THERAPY BOARD OF CALIFORNIA (continued)	PHYSICAL THERAPIST ASSISTANT	NATIONAL PHYSICAL THERAPY ASSISTANT EXAMINATION		1398.47 1398.50 1398.51	OA; EVERY 5 YEARS AND AS OTHERWISE DEEMED NECESSARY; ANNUAL DATA COLLECTION	2022		2016	MODIFIED ANGOFF	X	\$0	\$2.5 SHARED WITH PE COSTS	\$9.4	\$2.5 SHARED WITH ED COSTS	
		CALIFORNIA LAW EXAMINATION			OA; AS DEEMED NECESSARY DUE TO CHANGES IN LAW OR REGULATION		2012	2012							
	P.T. SPECIALTY CERTIFICATION	KINESIOLOGICAL ELECTROMYO- GRAPHY EXAMINATION	2620.5	1399.63 1399.65	OA		1990	1990			\$0				
		ELECTRONEURO- MYOGRAPHY EXAMINATION			OA		1994	1994							
PHYSICIAN ASSISTANT BOARD	PHYSICIAN ASSISTANT	PHYSICIAN ASSISTANT NATIONAL CERTIFYING EXAMINATION	3519	1399.507	EXTERNAL PRACTICE ANALYSIS (OA) EVERY 5–7 YEARS	2023		2019	MODIFIED ANGOFF	X		EXAMINATION ADMINISTERED BY OUTSIDE AGENCY WITH NO EXPENSE TO THE STATE.			
PODIATRIC MEDICAL BOARD OF CALIFORNIA	DOCTOR OF PODIATRIC MEDICINE- RESIDENT	NBPME PART I EXAMINATION	2475.1	1399.668	EXTERNAL REVIEW; OA EVERY 5–6 YEARS	2021		2021	MODIFIED ANGOFF	X		EXAMINATIONS ADMINISTERED BY OUTSIDE AGENCIES WITH NO EXPENSE TO THE STATE.			
		NBPME PART II EXAMINATION													
	DOCTOR OF PODIATRIC MEDICINE- PERMANENT	NBPME PART I EXAMINATION	2486	1399.660		2021		2021							
		NBPME PART II EXAMINATION													
		NBPME PART III EXAMINATION													
ENGINEERS, LAND SURVEYORS, AND GEOLOGISTS, BOARD FOR PROFESSIONAL	AGRICULTURAL AND BIOLOGICAL ENGINEER	PE AGRICULTURAL AND BIOLOGICAL EXAMINATION	6704 6732 6750-59	404 420-422 424 427.10 438	OA; INTERNAL/ EXTERNAL REVIEW AS NEEDED	2023		2021	MODIFIED ANGOFF	X	\$5 TOTAL COST FOR ALL PROGRAMS	\$2,246 TOTAL COST FOR ALL PROGRAMS	\$73 TOTAL COST FOR ALL PROGRAMS	\$146 TOTAL COST FOR ALL PROGRAMS	
	CHEMICAL ENGINEER	PE CHEMICAL EXAMINATION				2020		2020							
	CIVIL ENGINEER	PE CIVIL BREADTH AND DEPTH EXAMINATION				2022		2022							
	CALIFORNIA CIVIL ENGINEER	SEISMIC PRINCIPLES/ ENGINEERING SURVEYING EXAMINATION	6702 6704 6731 6731.1 6750-59			2017	2017								
	CONTROL SYSTEMS ENGINEER	PE CONTROL SYSTEMS EXAMINATION	6704 6732 6750-59	404 420-422 424, 427.10 438		2022		2022							
	ELECTRICAL ENGINEER	PE ELECTRICAL EXAMINATION	6702.1 6704 6750-59	404 420-422 424, 427.10		2020		2020							
	ENGINEER-IN- TRAINING	FUNDAMENTALS OF ENGINEERING EXAMINATION	6704 6750-59	404 420-422 424, 427.10 438		2020		2020							
	FIRE PROTECTION ENGINEER	PE FIRE PROTECTION EXAMINATION	6704 6732 6750-59			2022		2022							

¹ Prerequisites for admittance to the examination are mandated by Business and Professions Code (BPC) and/or California Code of Regulations (CCR) and assessed using a number of methods, including national standards and regulatory review. CCR codes are title 16 unless otherwise indicated.

² Methods used to establish passing scores vary across examination administrations and are based on minimum competence criteria necessary for licensure.

³ Included are costs for personnel required to perform these functions.

⁴ The date in the "OA Year Current Exam is Based" column may be earlier than the date in the "Year of Most Recent OA" column. The current examination may be based on the OA preceding the most recent OA. It takes a significant amount of time to update an examination after a new OA is completed.

SECTION 139

EXAMINATION PROGRAM			PREREQUISITES ¹ FOR ADMITTANCE TO THE EXAMINATION			EXAMINATION VALIDATION ² OA = OCCUPATIONAL ANALYSIS				COSTS (IN THOUSANDS) ³ ED = EXAMINATION DEVELOPMENT EA = EXAMINATION ADMINISTRATION PE = PROGRAM EVALUATION PO = PER OCCURRENCE PY = PER YEAR				
BOARD BUREAU COMMITTEE	LICENSE TYPE	EXAMINATION TITLE	MANDATING CODE(S)		ASSESSMENT METHOD AND FREQUENCY	YEAR OF MOST RECENT OA		OA YEAR CURRENT EXAMINATION IS BASED ⁴	PASSING SCORE METHOD	PERIODIC ITEM ANALYSIS	OA (PO)	ED (PY)	EA (PY)	PE (PO)
			B&P	CCR		NATIONAL	CALIFORNIA							
ENGINEERS, LAND SURVEYORS, AND GEOLOGISTS, BOARD FOR PROFESSIONAL (continued)	GEOTECHNICAL ENGINEER	CALIFORNIA GEOTECHNICAL ENGINEER EXAMINATION	6736.1	404 420-422 424 426.50 426.51 427.20	OA; INTERNAL/ EXTERNAL REVIEW AS NEEDED		2018	2018	MODIFIED ANGOFF	X	\$5 TOTALCOST FOR ALL PROGRAMS	\$2,246 TOTAL COST FOR ALL PROGRAMS	\$173 TOTAL COST FOR ALL PROGRAMS	\$146 TOTAL COST FOR ALL PROGRAMS
	INDUSTRIAL ENGINEER	PE INDUSTRIAL EXAMINATION	6704 6732 6750-59	404 420-422 424 427.10		2020		2020						
	LAND SURVEYOR	PRINCIPLES OF SURVEYING EXAMINATION	8741- 8743	404 420-422 424	2019		2019							
	CALIFORNIA LAND SURVEYOR	PROFESSIONAL LAND SURVEYOR EXAMINATION	8708 8741- 8743	404 420-422 424 438		2018	2018							
	LAND SURVEYOR-IN- TRAINING	FUNDAMENTALS OF SURVEYING (NATIONAL)	8741	404 420-422 424 427.10 438	2020		2020							
	MECHANICAL ENGINEER	PE MECHANICAL ENGINEER EXAMINATION	6702.2 6704 6750-59	404 420-422 424 427.10 438	2020		2020							
	METALLURGICAL ENGINEER	PE METALLURGICAL AND MATERIALS EXAMINATION	6704 6732 6750-59	404 420-422 424	2022		2022							
	NUCLEAR ENGINEER	PE NUCLEAR EXAMINATION		424 427.10 438	2022		2022							
	PETROLEUM ENGINEER	PE PETROLEUM EXAMINATION			2023		2023							
	STRUCTURAL ENGINEER	LATERAL FORCES VERTICAL FORCES EXAMINATION	6730.2 6736 6763.1	404 420-422 424 426.10- 426.14 427.30	2018		2018							
	CALIFORNIA TRAFFIC ENGINEER	TRAFFIC ENGINEER EXAMINATION	6704 6732 6750-59	404 420-422 424 427.10 438		2017	2017							
	CALIFORNIA PROFESSIONAL GEOLOGISTS	FUNDAMENTALS OF GEOLOGY EXAMINATION	7843	3031	2015		2015							
		PRACTICE OF GEOLOGY EXAMINATION	7841		2015		2015							
		CALIFORNIA SPECIFIC EXAMINATION				2019	2019							
	CALIFORNIA PROFESSIONAL GEOPHYSICIST	PROFESSIONAL GEOPHYSICIST EXAMINATION	7841.1			2019	2019							

¹ Prerequisites for admittance to the examination are mandated by Business and Professions Code (BPC) and/or California Code of Regulations (CCR) and assessed using a number of methods, including national standards and regulatory review. CCR codes are title 16 unless otherwise indicated.

² Methods used to establish passing scores vary across examination administrations and are based on minimum competence criteria necessary for licensure.

³ Included are costs for personnel required to perform these functions.

⁴ The date in the "OA Year Current Exam is Based" column may be earlier than the date in the "Year of Most Recent OA" column. The current examination may be based on the OA preceding the most recent OA. It takes a significant amount of time to update an examination after a new OA is completed.

SECTION 139

EXAMINATION PROGRAM			PREREQUISITES ¹ FOR ADMITTANCE TO THE EXAMINATION			EXAMINATION VALIDATION ² OA = OCCUPATIONAL ANALYSIS				COSTS (IN THOUSANDS) ³ ED = EXAMINATION DEVELOPMENT EA = EXAMINATION ADMINISTRATION PE = PROGRAM EVALUATION PO = PER OCCURRENCE PY = PER YEAR				
BOARD BUREAU COMMITTEE	LICENSE TYPE	EXAMINATION TITLE	MANDATING CODE(S)		ASSESSMENT METHOD AND FREQUENCY	YEAR OF MOST RECENT OA		OA YEAR CURRENT EXAMINATION IS BASED ⁴	PASSING SCORE METHOD	PERIODIC ITEM ANALYSIS	OA (PO)	ED (PY)	EA (PY)	PE (PO)
			B&P	CCR		NATIONAL	CALIFORNIA							
ENGINEERS, LAND SURVEYORS, AND GEOLOGISTS, BOARD FOR PROFESSIONAL (continued)	CALIFORNIA CERTIFIED ENGINEERING GEOLOGIST	CERTIFIED ENGINEERING GEOLOGIST EXAMINATION	7842	3041			2019	2019	MODIFIED ANGOFF	X	\$40 TOTAL COST FOR ALL PROGRAMS	\$1,869 TOTAL COST FOR ALL PROGRAMS	\$132 TOTAL COST FOR ALL PROGRAMS	\$144 TOTAL COST FOR ALL PROGRAMS
	CALIFORNIA CERTIFIED HYDROGEOLOGIST	CERTIFIED HYDROGEOLOGIST EXAMINATION				2019	2019							
PROFESSIONAL FIDUCIARIES BUREAU	PROFESSIONAL FIDUCIARY	PROFESSIONAL FIDUCIARY EXAMINATION	6539	4500	EXTERNAL REVIEW EVERY 4 YEARS; INTERNAL REVIEW AS NEEDED	2023	2023	2023	MODIFIED ANGOFF	X	EXAMINATION ADMINISTERED BY OUTSIDE AGENCY WITH NO EXPENSE TO THE STATE			
PSYCHOLOGY, BOARD OF	PSYCHOLOGIST	EXAMINATION FOR PROFESSIONAL PRACTICE IN PSYCHOLOGY	2914	1388	INTERNAL (APPLICATION, LAWS, AND REGULATIONS) AND EXTERNAL (OA)	2016		2016	MODIFIED ANGOFF	X	EXAMINATION ADMINISTERED BY OUTSIDE AGENCY WITH NO EXPENSE TO THE STATE.			
						2019	2019	\$0			\$70	\$42	\$104	
REAL ESTATE APPRAISERS, BUREAU OF	LICENSED RESIDENTIAL APPRAISER	LICENSED RESIDENTIAL APPRAISER EXAMINATION	11340	3621 3622 (TITLE 10)	EXTERNAL REVIEW	2021	2021	2021	MODIFIED ANGOFF	X	EXAMINATIONS ADMINISTERED BY OUTSIDE AGENCY WITH NO EXPENSE TO THE STATE.			
	CERTIFIED RESIDENTIAL APPRAISER	CERTIFIED RESIDENTIAL APPRAISER EXAMINATION												
	CERTIFIED GENERAL APPRAISER	CERTIFIED GENERAL APPRAISER EXAMINATION												
REGISTERED NURSING, BOARD OF	REGISTERED NURSE	NATIONAL COUNCIL OF STATE BOARDS OF NURSING NCLEX-RN EXAMINATION	144 2736	1412 1426 1431	EXTERNAL OA REVIEW EVERY 3 YEARS; INTERNAL REVIEW ONGOING	2021		2021	MODIFIED ANGOFF/IRT EQUATING		\$0	\$0	\$19.7	\$0
RESPIRATORY CARE BOARD OF CALIFORNIA	RESPIRATORY CARE PRACTITIONER	NATIONAL BOARD FOR RESPIRATORY CARE THERAPIST MULTIPLE CHOICE EXAMINATION	3740		OA; ONGOING INTERNAL REVIEW	2022		2017	MODIFIED ANGOFF	X	\$0		\$11	
		CLINICAL SIMULATION EXAMINATION				2022		2017	CRITERION- REFERENCED					
SECURITY AND INVESTIGATIVE SERVICES, BUREAU OF	ALARM COMPANY OPERATOR	ALARM COMPANY OPERATOR QUALIFIED MANAGER EXAMINATION	7599		INTERNAL REVIEW/ ONGOING		2023	2023	MODIFIED ANGOFF	X	\$60.7	\$47.8	\$3.6	\$0
	PRIVATE INVESTIGATOR	PRIVATE INVESTIGATOR QUALIFIED MANAGER EXAMINATION	7541 7541.1				2022	2022			\$0	\$6.6	\$10.8	

¹ Prerequisites for admittance to the examination are mandated by Business and Professions Code (BPC) and/or California Code of Regulations (CCR) and assessed using a number of methods, including national standards and regulatory review. CCR codes are title 16 unless otherwise indicated.

² Methods used to establish passing scores vary across examination administrations and are based on minimum competence criteria necessary for licensure.

³ Included are costs for personnel required to perform these functions.

⁴ The date in the "OA Year Current Exam is Based" column may be earlier than the date in the "Year of Most Recent OA" column. The current examination may be based on the OA preceding the most recent OA. It takes a significant amount of time to update an examination after a new OA is completed.

SECTION 139

EXAMINATION PROGRAM			PREREQUISITES ¹ FOR ADMITTANCE TO THE EXAMINATION			EXAMINATION VALIDATION ² OA = OCCUPATIONAL ANALYSIS				COSTS (IN THOUSANDS) ³ ED = EXAMINATION DEVELOPMENT EA = EXAMINATION ADMINISTRATION PE = PROGRAM EVALUATION PO = PER OCCURRENCE PY = PER YEAR					
BOARD BUREAU COMMITTEE	LICENSE TYPE	EXAMINATION TITLE	MANDATING CODE(S)		ASSESSMENT METHOD AND FREQUENCY	YEAR OF MOST RECENT OA		OA YEAR CURRENT EXAMINATION IS BASED ⁴	PASSING SCORE METHOD	PERIODIC ITEM ANALYSIS	OA (PO)	ED (PY)	EA (PY)	PE (PO)	
			B&P	CCR		NATIONAL	CALIFORNIA								
SECURITY AND INVESTIGATIVE SERVICES, BUREAU OF (continued)	PRIVATE PATROL OPERATOR	PRIVATE PATROL OPERATOR QUALIFIED MANAGER EXAMINATION	7582.9 7582.10 7583.1		INTERNAL REVIEW/ ONGOING		2021	2021	MODIFIED ANGOFF	X	\$0	\$0	\$24	\$0	
	REPOSSESSION AGENCY	REPOSSESSION AGENCY QUALIFIED MANAGER EXAMINATION	7504				2017	2017			\$0	\$0	\$0.6		
SPEECH- LANGUAGE PATHOLOGY AND AUDIOLOGY AND HEARING AID DISPENSERS BOARD	SPEECH-LANGUAGE PATHOLOGIST	THE PRAXIS SERIES EXAMINATION	2532.1 2532.2 2532.25	1399.152.3	OA; INTERNAL/ EXTERNAL REVIEW EVERY 5–7 YEARS	2015		2015	MODIFIED TUCKER- ANGOFF	X	\$4	\$0	\$0	\$0	
	AUDIOLOGIST					2017		2017			\$0	\$0	\$0	\$0	
	HEARING AID DISPENSER (HAD)	HEARING AID WRITTEN AND HEARING AID PRACTICAL EXAMINATIONS	2538.24 2538.25	1399.120	OA; INTERNAL/ EXTERNAL REVIEW EVERY 5–7 YEARS		2020	2020	MODIFIED ANGOFF/IRT EQUATING		\$0	\$27	\$68	\$0	
STRUCTURAL PEST CONTROL BOARD	APPLICATOR	APPLICATOR EXAMINATION	8564.5		INTERNAL/ EXTERNAL REVIEW EVERY 5 YEARS		2023	2023	SPECIFIED IN STATUTE	X	\$27 FOR ALL PROGRAMS	\$37.5 FOR ALL PROGRAMS	\$280 FOR ALL PROGRAMS	\$0 FOR ALL PROGRAMS	
	FIELD REPRESENTATIVE	BRANCH 1 EXAMINATION	8563 8564 8566				2019	2019							
		BRANCH 2 EXAMINATION					2015	2015							
		BRANCH 3 EXAMINATION					2017	2017							
	OPERATOR	BRANCH 1 EXAMINATION	8561 8562 8565	1934			2019	2019							
		BRANCH 2 EXAMINATION					2017	2017							
		BRANCH 3 EXAMINATION					2017	2017							
	VETERINARY MEDICAL BOARD	VETERINARIAN	NORTH AMERICAN VETERINARY LICENSING EXAMINATION	4846.1 4846.2 4848 4848.1		2010 2010.1 2014 2015	OA; EXTERNAL REVIEW EVERY 7 YEARS	2017							
2015 2015.1 2015.2 2021 2022					OA; INTERNAL REVIEW EVERY 5–7 YEARS										
VETERINARY LAW EXAMINATION							2023 2024 2025	INTERNAL LAW REVIEW EVERY 1–2 YEARS			2016	2016	\$0		
REGISTERED VETERINARY TECHNICIAN		VETERINARY TECHNICIAN NATIONAL EXAMINATION	4839 4841.4 4841.5		2010 2014.1 2015	OA; EXTERNAL REVIEW EVERY 5–7 YEARS	2017	2016	2017	EXAMINATION ADMINISTERED BY OUTSIDE AGENCY WITH NO EXPENSE TO THE STATE					
VOCATIONAL NURSING AND PSYCHIATRIC TECHNICIANS, BOARD OF	VOCATIONAL NURSE	NATIONAL COUNCIL LICENSURE EXAMINATION FOR PRACTICAL/ VOCATIONAL NURSES	2866 (a-d) 2873 2873.5 2882		2516 2516.5 2530(g) 2532 2533 2534 2534.1	OA; EXTERNAL REVIEW EVERY 3 YEARS	2023		2023	MODIFIED ANGOFF	X	EXAMINATION ADMINISTERED BY OUTSIDE AGENCY WITH NO EXPENSE TO THE STATE.			
	PSYCHIATRIC TECHNICIAN	CALIFORNIA PSYCHIATRIC TECHNICIAN LICENSURE EXAMINATION (PSI EXAMINATION)	4511 (a-d) 4531		2575 2585(g) 2586 2587 2588 2588.1	OA; EXTERNAL REVIEW EVERY 5 YEARS		2019	2019	MODIFIED ANGOFF					

¹ Prerequisites for admittance to the examination are mandated by Business and Professions Code (BPC) and/or California Code of Regulations (CCR) and assessed using a number of methods, including national standards and regulatory review. CCR codes are title 16 unless otherwise indicated.

² Methods used to establish passing scores vary across examination administrations and are based on minimum competence criteria necessary for licensure.

³ Included are costs for personnel required to perform these functions.

⁴ The date in the "OA Year Current Exam is Based" column may be earlier than the date in the "Year of Most Recent OA" column. The current examination may be based on the OA preceding the most recent OA. It takes a significant amount of time to update an examination after a new OA is completed.

NET EXPENDITURES

The following information displays prior-year program expenditures by fund, categorized as Personal Services (staff salaries and benefits) and Operating Expenses (contracts, equipment, postage, rent, etc.). This table also details collected reimbursements and distributed costs which offset the overall expenditures assessed against the fund.

NET EXPENDITURES (IN THOUSANDS OF DOLLARS)							
		FROM YEAR-END FISCAL EXPENDITURE REPORT			FROM YEAR-END FISCAL REVENUE REPORT	FROM YEAR-END FISCAL REVENUE REPORT	
1111-BOARDS AND BUREAUS	FUND NUMBER AND NAME	PERSONAL SERVICES	OPERATING EXPENSES	TOTAL GROSS EXPENDITURES	LESS (-) REIMBURSEMENTS	LESS (-) INTERNAL DISTRIBUTED COSTS	TOTAL NET EXPENDITURES
ACCOUNTANCY, BOARD OF	0704 ACCOUNTANCY FUND	11,463	6,250	17,713	-2,018	0	15,695
ACUPUNCTURE, BOARD OF	0108 ACUPUNCTURE FUND	1,236	1,962	3,198	-83		3,115
ARBITRATION CERTIFICATION PROGRAM	0166 CERTIFICATION ACCOUNT	875	316	1,191	0		1,191
ARCHITECTS BOARD, CALIFORNIA	0706 CALIFORNIA ARCHITECTS BOARD FUND	2,459	1,699	4,158	-13	-26	4,119
LANDSCAPE ARCHITECTS TECHNICAL COMMITTEE	0757 LANDSCAPE ARCHITECTS FUND	578	508	1,086	0	0	1,086
ATHLETIC COMMISSION, CALIFORNIA STATE	0326 STATE ATHLETIC FUND	1,206	919	2,125	0	0	2,125
	0492 STATE ATHLETIC COMM NEURO EXAM ACCOUNT	30	24	54	0	0	54
	9250 BOXERS' PENSION	0	352	352	0	0	352
	TOTAL	1,236	1,295	2,531	0	0	2,531
AUTOMOTIVE REPAIR, BUREAU OF	0421 VEHICLE INSPECTION AND REPAIR FUND	60,816	58,492	119,308	-683	-71	118,554
	0582 HIGH POLLUTER REPAIR OR REMOVAL ACCOUNT	5,730	17,031	22,761	0		22,761
	3122 ENHANCED FLEET MODERNIZATION SUBACCOUNT	616	12,983	13,599	0		13,599
	TOTAL	67,162	88,506	155,668	-683	-71	154,914
BARBERING AND COSMETOLOGY, BOARD OF	0069 BARBERING AND COSMETOLOGY FUND	7,445	10,745	18,190	-66	0	18,124
BEHAVIORAL SCIENCES, BOARD OF	0773 BEHAVIORAL SCIENCE EXAMINERS FUND	6,509	5,883	12,392	-262	0	12,130
CEMETERY AND FUNERAL BUREAU	0717 CEMETERY AND FUNERAL FUND	3,348	2,433	5,781	-30	0	5,751

Note: All expenditures based on year-end Fiscal program disbursement report for 2022-23.

NET EXPENDITURES (IN THOUSANDS OF DOLLARS)							
		FROM YEAR-END FISCAL EXPENDITURE REPORT			FROM YEAR-END FISCAL REVENUE REPORT	FROM YEAR-END FISCAL REVENUE REPORT	
1111-BOARDS AND BUREAUS	FUND NUMBER AND NAME	PERSONAL SERVICES	OPERATING EXPENSES	TOTAL GROSS EXPENDITURES	LESS (-) REIMBURSEMENTS	LESS (-) INTERNAL DISTRIBUTED COSTS	TOTAL NET EXPENDITURES
CHIROPRACTIC EXAMINERS, BOARD OF	0152 CHIROPRACTIC EXAMINERS FUND	1,655	2,173	3,828	-123		3,705
CONTRACTORS STATE LICENSE BOARD	0735 CONTRACTORS LICENSE FUND	44,475	30,608	75,083	-785	0	74,298
	0093 CONSTRUCTION MANAGEMENT EDUCATION ACCOUNT	0	175	175	0	0	175
	TOTAL	44,475	30,783	75,258	-785	0	74,473
COURT REPORTERS BOARD OF CALIFORNIA	0771 COURT REPORTERS FUND	697	425	1,122	-3		1,119
	0410 TRANSCRIPT REIMBURSEMENT FUND	0	173	173	0		173
	TOTAL	697	598	1,295	-3	0	1,292
DENTAL BOARD OF CALIFORNIA DENTAL BOARD OF CALIFORNIA	0741 STATE DENTISTRY FUND	8,390	8,820	17,210	-641	0	16,569
	3039 DENTALLY UNDERSERVED ACCOUNT	0	198	198	0	0	198
	3142 STATE DENTAL ASSISTANT FUND	0	0	0	0	0	0
	TOTAL	8,390	9,018	17,408	-641	0	16,767
DENTAL HYGIENE BOARD OF CALIFORNIA	3140 STATE DENTAL HYGIENE FUND	1,034	1,117	2,151	-46	0	2,105
HOUSEHOLD GOODS AND SERVICES, BUREAU OF	0325 ELECTRONIC AND APPLIANCE REPAIR FUND	1,413	1,359	2,772	0	-61	2,711
	0752 BUREAU OF HOME FURNISHINGS AND THERMAL INSULATION FUND	3,143	1,660	4,803	-1		4,802
	3315 HOUSEHOLD MOVERS FUND	1,417	1,552	2,969	0		2,969
	TOTAL	5,973	4,571	10,544	-1	-61	10,482
MEDICAL BOARD OF CALIFORNIA	0210 OUTPATIENT SETTING FUND OF THE MEDICAL BOARD OF CALIFORNIA	0	0	0	0	0	0
	0755 LICENSED MIDWIFERY FUND	0	116	116	0	0	116
	0758 CONTINGENT FUND OF THE MEDICAL BOARD OF CALIFORNIA	19,084	51,793	70,877	-4,699	0	66,178
	TOTAL	19,084	51,909	70,993			66,294
NATUROPATHIC MEDICINE COMMITTEE	3069 NATUROPATHIC DOCTOR'S FUND	304	70	374	0	0	374
OCCUPATIONAL THERAPY, CALIFORNIA BOARD OF	3017 OCCUPATIONAL THERAPY FUND	1,514	1,249	2,763	-55	0	2,708

Note: All expenditures based on year-end Fiscal program disbursement report for 2022-23.

NET EXPENDITURES (IN THOUSANDS OF DOLLARS)							
		FROM YEAR-END FISCAL EXPENDITURE REPORT			FROM YEAR-END FISCAL REVENUE REPORT	FROM YEAR-END FISCAL REVENUE REPORT	
1111-BOARDS AND BUREAUS	FUND NUMBER AND NAME	PERSONAL SERVICES	OPERATING EXPENSES	TOTAL GROSS EXPENDITURES	LESS (-) REIMBURSEMENTS	LESS (-) INTERNAL DISTRIBUTED COSTS	TOTAL NET EXPENDITURES
OPTOMETRY, CALIFORNIA STATE BOARD OF	0763 STATE OPTOMETRY FUND	1,622	1,124	2,746	-34	0	2,712
	0175 DISPENSING OPTICIANS FUND	0	0	0	0	0	0
	TOTAL	1,622	1,124	2,746	-34	0	2,712
OSTEOPATHIC MEDICAL BOARD OF CALIFORNIA	0264 OSTEOPATHIC MEDICAL BOARD OF CALIFORNIA CONTINGENT FUND	1,536	1,924	3,460	-108	0	3,352
PHARMACY, CALIFORNIA STATE BOARD OF	0767 PHARMACY BOARD CONTINGENT FUND	20,226	11,141	31,367	-2,044		29,323
PHYSICAL THERAPY BOARD OF CALIFORNIA	0759 PHYSICAL THERAPY FUND	3,285	3,353	6,638	-301	0	6,337
PHYSICIAN ASSISTANT BOARD	0280 PHYSICIAN ASSISTANT FUND	1,156	1,813	2,969	-138	0	2,831
PODIATRIC MEDICAL BOARD OF CALIFORNIA	0295 BOARD OF PODIATRIC MEDICINE FUND	660	847	1,507	-52	0	1,455
PRIVATE POSTSECONDARY EDUCATION, BUREAU FOR	0305 PRIVATE POSTSECONDARY EDUCATION ADMINISTRATION FUND	11,743	6,807	18,550	-46		18,504
	0960 STUDENT TUITION RECOVERY FUND	0	3,653	3,653	0		3,653
	TOTAL	11,743	10,460	22,203	-46	0	22,157
PROFESSIONAL ENGINEERS, LAND SURVEYORS, AND GEOLOGISTS, BOARD FOR	0770 PROFESSIONAL ENGINEERS' AND LAND SURVEYORS' FUND	5,725	5,930	11,655	-110		11,545
PROFESSIONAL FIDUCIARIES BUREAU	3108 PROFESSIONAL FIDUCIARY FUND	437	231	668	0	0	668
PSYCHOLOGY, CALIFORNIA BOARD OF	0310 PSYCHOLOGY FUND	2,994	3,848	6,842	-191	0	6,651
REAL ESTATE APPRAISERS, BUREAU OF	0400 REAL ESTATE APPRAISERS FUND	3,185	2,425	5,610	0	0	5,610
REGISTERED NURSING, BOARD OF	0761 BOARD OF REGISTERED NURSING FUND	23,694	34,650	58,344	-2,959		55,385
RESPIRATORY CARE BOARD OF CALIFORNIA	0319 RESPIRATORY CARE FUND	2,053	1,477	3,530	-267	0	3,263
SECURITY AND INVESTIGATIVE SERVICES, BUREAU OF	0239 PRIVATE SECURITY SERVICES FUND	6,926	8,069	14,995	-587	0	14,408
	0769 PRIVATE INVESTIGATOR FUND	0	0	0	0	0	0
	TOTAL	6,926	8,069	14,995	-587	0	14,408
SPEECH-LANGUAGE PATHOLOGY AND AUDIOLOGY AND HEARING AID DISPENSERS BOARD	0376 SPEECH-LANGUAGE PATHOLOGY AND AUDIOLOGY AND HEARING AID DISPENSERS FUND	1,668	707	2,375	-71	0	2,304

Note: All expenditures based on year-end Fiscal program disbursement report for 2022-23.

NET EXPENDITURES (IN THOUSANDS OF DOLLARS)							
		FROM YEAR-END FISCAL EXPENDITURE REPORT			FROM YEAR-END FISCAL REVENUE REPORT	FROM YEAR-END FISCAL REVENUE REPORT	
1111–BOARDS AND BUREAUS	FUND NUMBER AND NAME	PERSONAL SERVICES	OPERATING EXPENSES	TOTAL GROSS EXPENDITURES	LESS (-) REIMBURSEMENTS	LESS (-) INTERNAL DISTRIBUTED COSTS	TOTAL NET EXPENDITURES
STRUCTURAL PEST CONTROL BOARD	0168 SPC RESEARCH FUND	0	318	318	0		318
	0399 SPC EDUCATION AND ENFORCEMENT FUND	0	314	314	0		314
	0775 STRUCTURAL PEST CONTROL FUND	2,962	2,568	5,530	-86		5,444
	TOTAL	2,962	3,200	6,162	-86	0	6,076
VETERINARY MEDICAL BOARD	0777 VETERINARY MEDICAL BOARD CONTINGENT FUND	3,954	2,760	6,714	-217		6,497
VOCATIONAL NURSING AND PSYCHIATRIC TECHNICIANS, BOARD OF	0779 VOCATIONAL NURSING AND PSYCHIATRIC TECHNICIANS FUND	8,050	8,995	17,045	-364		16,681
CURES	3252 CURES FUND	0	2,673	2,673		0	2,673
DCA TOTAL		287,313	326,712	614,025	-12,384	-158	596,784

Note: All expenditures based on year-end Fiscal program disbursement report for 2022–23.

FUND CONDITIONS

The following information summarizes the operations of a fund for the prior fiscal year. The display includes the beginning fund balance and details all revenues, expenditures, and transfers impacting the fund, and reports the final fund reserve. Also included are the estimated Months-in-Reserve for each fund, based on the ending balance.

FUND CONDITIONS (IN THOUSANDS OF DOLLARS)							
1111—BOARDS AND BUREAUS	FUND NUMBER AND NAME	TOTAL RESERVES JULY 1	TOTAL REVENUES	TRANSFERS	TOTAL EXPENDITURES*	RESERVE JUNE 30	ESTIMATED MONTHS OF RESERVE
ACCOUNTANCY, BOARD OF	0704 ACCOUNTANCY FUND	11,183	16,991	0	17,260	10,914	6.5
ACUPUNCTURE BOARD	0108 ACUPUNCTURE FUND	3,475	4,228	0	3,549	4,154	11.9
ARBITRATION CERTIFICATION PROGRAM	0166 CERTIFICATION ACCOUNT	1,647	1,680	0	1,324	2,003	14.1
ARCHITECTS BOARD, CALIFORNIA	0706 CALIFORNIA ARCHITECTS BOARD FUND	4,443	3,075	0	4,481	3,037	6.8
LANDSCAPE ARCHITECTS TECHNICAL COMMITTEE	0757 LANDSCAPE ARCHITECTS FUND	958	868	0	1,173	653	5.7
ATHLETIC COMMISSION, CALIFORNIA STATE	0326 STATE ATHLETIC FUND	313	2,502	0	2,281	534	3.1
	0492 STATE ATHLETIC COMMISSION NEUROLOGICAL EXAMINATION ACCOUNT	370	42	0	58	354	73.2
	9250 BOXERS' PENSION FUND	712	309	0	362	659	21.2
AUTOMOTIVE REPAIR, BUREAU OF	0421 VEHICLE INSPECTION AND REPAIR FUND	161,221	133,217	-8,007	152,107	134,324	9.8
	0582 HIGH POLLUTER REPAIR OR REMOVAL ACCOUNT	38,586	40,150	0	23,614	55,122	12.7
	3122 ENHANCED FLEET MODERNIZATION SUBACCOUNT	32,459	34,931	0	16,493	50,897	18.3
BARBERING AND COSMETOLOGY, BOARD OF**	0069 BARBERING AND COSMETOLOGY FUND	26,920	11,848		13,993	24,775	13.5
BEHAVIORAL SCIENCES, BOARD OF	0773 BEHAVIORAL SCIENCE EXAMINERS FUND	11,194	20,422	0	13,155	18,461	15.1
CEMETERY AND FUNERAL BUREAU	0717 CEMETERY AND FUNERAL FUND	3,670	5,156	0	6,162	2,664	4.5

FUND CONDITIONS (IN THOUSANDS OF DOLLARS)							
1111—BOARDS AND BUREAUS	FUND NUMBER AND NAME	TOTAL RESERVES JULY 1	TOTAL REVENUES	TRANSFERS	TOTAL EXPENDITURES*	RESERVE JUNE 30	ESTIMATED MONTHS OF RESERVE
CHIROPRACTIC EXAMINERS, BOARD OF	0152 CHIROPRACTIC EXAMINERS FUND	1,635	4,560	0	4,169	2,026	4.3
CONTRACTORS STATE LICENSE BOARD	0735 CONTRACTORS LICENSE FUND	9,654	95,528	1,271	80,633	25,820	3.7
	0093 CONSTRUCTION MANAGEMENT EDUCATION ACCOUNT (CMEA)	501	213	0	182	532	34.1
COURT REPORTERS BOARD OF CALIFORNIA	0771 COURT REPORTERS FUND	1,101	1,412	0	1,222	1,291	11.6
	0410 TRANSCRIPT REIMBURSEMENT FUND	571	10	0	173	408	32.6
DENTAL BOARD OF CALIFORNIA	0741 STATE DENTISTRY FUND	13,774	19,175	2,963	18,273	17,639	9.9
	3039 DENTALLY UNDERSERVED ACCOUNT	980	19	0	207	792	70.4
	3142 STATE DENTAL ASSISTANT FUND	2,963	8	-2,963	0	8	N/A
DENTAL HYGIENE BOARD OF CALIFORNIA	3140 STATE DENTAL HYGIENE COMMITTEE	1,601	3,344	0	2,312	2,633	10.3
HOUSEHOLD GOODS AND SERVICES, BUREAU OF	0325 ELECTRONIC AND APPLIANCE REPAIR FUND	3,759	2,521	0	2,946	3,334	9.4
	0752 HOME FURNISHINGS AND THERMAL INSULATION FUND	6,818	5,018	0	5,274	6,562	11.8
	3315 HOUSEHOLD MOVERS FUND	7,791	3,956	-23	3,180	8,544	28.1
MEDICAL BOARD OF CALIFORNIA	0210 OUTPATIENT SETTING FUND OF THE MEDICAL BOARD OF CALIFORNIA	563	117	0	2	678	N/A
	0755 LICENSED MIDWIFERY FUND	260	87	0	124	223	21.1
	0758 CONTINGENT FUND OF THE MEDICAL BOARD OF CALIFORNIA	6,669	69,730	8,000	71,792	12,607	1.8
NATUROPATHIC MEDICINE COMMITTEE	3069 NATUROPATHIC DOCTORS FUND	732	558	0	402	888	13.8
OCCUPATIONAL THERAPY, CALIFORNIA BOARD OF	3017 OCCUPATIONAL THERAPY FUND	1,420	3,048	0	2,990	1,478	5.0
OPTOMETRY, CALIFORNIA STATE BOARD OF	0763 STATE OPTOMETRY FUND	2,077	2,564	0	2,909	1,732	4.9
	0175 DISPENSING OPTICIANS FUND	1,260	27	0	36	1,251	N/A
OSTEOPATHIC MEDICAL BOARD OF CALIFORNIA	0264 OSTEOPATHIC MEDICAL BOARD OF CALIFORNIA CONTINGENT FUND	4,472	3,734	0	3,625	4,581	15.3
PHARMACY, CALIFORNIA STATE BOARD OF	0767 PHARMACY BOARD CONTINGENT FUND	13,855	35,312	0	31,916	17,251	5.8

* Expenditures in fund conditions include State Controller's Office and/or other charges that are direct assessments against each fund.

FUND CONDITIONS (IN THOUSANDS OF DOLLARS)							
1111—BOARDS AND BUREAUS	FUND NUMBER AND NAME	TOTAL RESERVES JULY 1	TOTAL REVENUES	TRANSFERS	TOTAL EXPENDITURES*	RESERVE JUNE 30	ESTIMATED MONTHS OF RESERVE
PHYSICAL THERAPY BOARD OF CALIFORNIA	0759 PHYSICAL THERAPY FUND	5,323	6,967	0	6,871	5,419	8.4
PHYSICIAN ASSISTANT BOARD	0280 PHYSICIAN ASSISTANT FUND	4,550	2,794	0	3,101	4,243	15.5
PODIATRIC MEDICAL BOARD OF CALIFORNIA	0295 BOARD OF PODIATRIC MEDICINE FUND	516	1,455	0	1,587	384	2.6
PRIVATE POSTSECONDARY EDUCATION, BUREAU FOR	0305 PRIVATE POSTSECONDARY EDUCATION ADMINISTRATION FUND	8,592	15,317	0	6,258	17,651	10.1
	0960 STUDENT TUITION RECOVERY FUND	16,541	12,110	0	3,653	24,998	N/A
PROFESSIONAL ENGINEERS, LAND SURVEYORS, AND GEOLOGISTS, BOARD FOR	0770 PROFESSIONAL ENGINEERS, LAND SURVEYORS, AND GEOLOGISTS FUND	3,690	11,394	0	12,603	2,481	2.1
PROFESSIONAL FIDUCIARIES BUREAU	3108 PROFESSIONAL FIDUCIARY FUND	317	657	0	720	254	2.7
PSYCHOLOGY, CALIFORNIA BOARD OF	0310 PSYCHOLOGY FUND	6,220	5,742	900	7,201	5,661	7.8
REAL ESTATE APPRAISERS, BUREAU OF	0400 REAL ESTATE APPRAISERS FUND	5,172	6,372	0	6,126	5,418	9.5
REGISTERED NURSING, BOARD OF	0761 BOARD OF REGISTERED NURSING FUND	56,290	81,182	0	60,410	77,062	13.8
RESPIRATORY CARE BOARD OF CALIFORNIA	0319 RESPIRATORY CARE FUND	1,727	4,024	0	3,607	2,144	5.9
SECURITY AND INVESTIGATIVE SERVICES, BUREAU OF	0239 PRIVATE SECURITY SERVICES FUND	5,157	16,844	0	15,699	6,302	4.0
	0769 PRIVATE INVESTIGATOR FUND	425	9	0	0	434	N/A
SPEECH-LANGUAGE PATHOLOGY AND AUDIOLOGY AND HEARING AID DISPENSERS BOARD	0376 SPEECH-LANGUAGE PATHOLOGY AND AUDIO, AND HEARING AID DISP. FUND	1,165	2,955	0	2,486	1,634	6.4
STRUCTURAL PEST CONTROL BOARD	0168 SPC RESEARCH FUND	1,117	184	0	318	983	N/A
	0399 SPC EDUCATION AND ENFORCEMENT FUND	1,605	453	0	344	1,714	62.1
	0775 SPC FUND	3,584	5,529	0	5,912	3,201	5.0
VETERINARY MEDICAL BOARD	0777 VETERINARY MEDICAL BOARD CONTINGENT FUND	6,887	8,310	157	7,084	8,270	12.4
VOCATIONAL NURSING AND PSYCHIATRIC TECHNICIANS, BOARD OF	0779 VOCATIONAL NURSING AND PSYCHIATRIC TECHNICIANS FUND	2,573	23,323	0	18,049	7,847	4.9
CURES	3252 CURES FUND	743	3,358	0	2,943	1,158	4.9

* Expenditures in fund conditions include State Controller's Office and/or other charges that are direct assessments against each fund.

REVENUE CATEGORIES

The following information displays the total prior-year revenue collected by each fund, sorted by specific revenue category code (renewal fee, delinquent fee, etc.).

REVENUE CATEGORIES (IN THOUSANDS OF DOLLARS)																		
1111—BOARDS AND BUREAUS	FUND NUMBER AND NAME	OTHER MOTOR VEHICLE FEES (4115600)	DELINQUENT FEES (4121200)	DIVISION OF REAL ESTATE LICENSE FEES (4127200)	RENEWAL FEES (4127400)	OTHER FEES AND LICENSES (4129000)	OTHER REGULATORY FEES (4129200)	OTHER REGULATORY LICENSES AND PERMITS (4129400)	SALE OF DOCUMENTS (4140000)	MISCELLANEOUS SERVICES TO THE PUBLIC (4143500)	INTEREST INCOME—INTERFUND LOANS (4150500)	INVESTMENT INCOME—SURPLUS MONEY INVESTMENTS (4163000)	CAPITAL ASSET SALES PROCEEDS (4170400)	OTHER REVENUE, COST RECOVERIES (4171100)	ESCHEATS (4171400, 4171500)	MISCELLANEOUS / OTHER REVENUE (4172500)	PENALTY ASSESSMENTS (4173000)	TOTAL
ACCOUNTANCY, BOARD OF	0704 ACCOUNTANCY FUND		345		12,130		126	4,086				286			17	1		16,991
ACUPUNCTURE, BOARD OF	0108 ACUPUNCTURE FUND		63		3,093		268	702				98			4			4,228
ARBITRATION CERTIFICATION PROGRAM	0166 CERTIFICATION ACCOUNT						1,644					36						1,680
ARCHITECTS BOARD, CALIFORNIA	0706 CALIFORNIA ARCHITECTS BOARD FUND		31		2,555		29	382				74			4			3,075
LANDSCAPE ARCHITECTS TECHNICAL COMMITTEE	0757 LANDSCAPE ARCHITECTS FUND		10		719		3	114				21			1			868
ATHLETIC COMMISSION, CALIFORNIA STATE	0326 STATE ATHLETIC FUND				66		2,215	206				10				5		2,502
	0492 STATE ATHLETIC COMM NEURO EXAM ACCOUNT						34					8						42
	9250 BOXERS' PENSION FUND											3				306		309
	TOTAL	0	0	0	66		2,249	206	0	0	0	21	0	0	0	311	0	2,853
AUTOMOTIVE REPAIR, BUREAU OF	0421 VEHICLE INSPECTION AND REPAIR FUND		224		7,309		1,615	120,311				3,698	8		46	6		133,217
	0582 HIGH POLLUTER REPAIR OR REMOVAL ACCOUNT						110	38,928				1,110			2			40,150
	3122 ENHANCED FLEET MODERNIZATION SUBACCOUNT	33,889										1,042						34,931
	TOTAL	33,889	224	0	7,309		1,725	159,239	0	0	0	5,850	8	0	48	6	0	208,298

Note: All revenues based on year-end Fiscal program disbursement report for 2021–22.

REVENUE CATEGORIES (IN THOUSANDS OF DOLLARS)																		
1111—BOARDS AND BUREAUS	FUND NUMBER AND NAME	OTHER MOTOR VEHICLE FEES (4115600)	DELINQUENT FEES (4121200)	DIVISION OF REAL ESTATE LICENSE FEES (4127200)	RENEWAL FEES (4127400)	OTHER FEES AND LICENSES (4129000)	OTHER REGULATORY FEES (4129200)	OTHER REGULATORY LICENSES AND PERMITS (4129400)	SALE OF DOCUMENTS (4140000)	MISCELLANEOUS SERVICES TO THE PUBLIC (4143500)	INTEREST INCOME—INTERFUND LOANS (4150500)	INVESTMENT INCOME—SURPLUS MONEY INVESTMENTS (4163000)	CAPITAL ASSET SALES PROCEEDS (4170400)	OTHER REVENUE, COST RECOVERIES (4171100)	ESCHEATS (4171400, 4171500)	MISCELLANEOUS/ OTHER REVENUE (4172500)	PENALTY ASSESSMENTS (4173000)	TOTAL
BARBERING AND COSMETOLOGY, BOARD OF	0069 BARBERING AND COSMETOLOGY FUND		289		3,307		2,501	5,052		10		638	30		17	4		11,848
BEHAVIORAL SCIENCES, BOARD OF	0773 BEHAVIORAL SCIENCE EXAMINERS FUND		180		12,231		187	7,384				406			29	5		20,422
CEMETERY AND FUNERAL BUREAU	0717 CEMETERY FUND		73		1,749		2,871	378				81			4			5,156
CHIROPRACTIC EXAMINERS, BOARD OF	0152 CHIROPRACTIC EXAMINERS FUND		56		3,718		128	600				51			2	5		4,560
CONTRACTORS STATE LICENSE BOARD	0735 CONTRACTORS LICENSE FUND		8,997		59,163		467	23,787		83		619			59	14	2,339	95,528
CONTRACTORS STATE LICENSE BOARD (continued)	0093 CONSTRUCTION MANAGEMENT EDUCATION ACCOUNT							201				12						213
	TOTAL	0	8,997	0	59,163		467	23,988	0	83	0	631	0	0	59	14	2,339	95,741
COURT REPORTERS BOARD OF CALIFORNIA	0771 COURT REPORTERS FUND		25		1,267		4	83				33						1,412
	0410 TRANSCRIPT REIMBURSEMENT FUND											10						10
	TOTAL	0	25	0	1,267		4	83	0	0	0	43	0	0	0	0	0	1,422
DENTAL BOARD OF CALIFORNIA	0741 STATE DENTISTRY FUND		405		14,772		224	3,303		11		447			10	3		19,175
	3039 DENTALLY UNDERSERVED ACCOUNT											19						19
	3142 STATE DENTAL ASSISTANT FUND											8						8
	TOTAL	0	405	0	14,772		224	3,303	0	11	0	474	0	0	10	3	0	19,202
DENTAL HYGIENE BOARD OF CALIFORNIA	3140 STATE DENTAL HYGIENE FUND		43		2,801		201	242		1		56						3,344
HOUSEHOLD GOODS AND SERVICES, BUREAU OF	0325 ELECTRONIC AND APPLIANCE REPAIR FUND		123		2,049		12	249			83				5			2,521
	0752 HOME FURNISHINGS AND THERMAL INSULATION FUND		164		3,866		113	695				164			16			5,018
	3315 HOUSEHOLD MOVERS FUND		128		3,663		76	84							5			3,956
	TOTAL	0	415	0	9,578		201	1,028	0	0	83	164	0	0	26	0	0	11,495

Note: All revenues based on year-end Fiscal program disbursement report for 2022–23.

REVENUE CATEGORIES (IN THOUSANDS OF DOLLARS)

1111—BOARDS AND BUREAUS	FUND NUMBER AND NAME	OTHER MOTOR VEHICLE FEES (4115600)	DELINQUENT FEES (4121200)	DIVISION OF REAL ESTATE LICENSE FEES (4127200)	RENEWAL FEES (4127400)	OTHER FEES AND LICENSES (4129000)	OTHER REGULATORY FEES (4129200)	OTHER REGULATORY LICENSES AND PERMITS (4129400)	SALE OF DOCUMENTS (4140000)	MISCELLANEOUS SERVICES TO THE PUBLIC (4143500)	INTEREST INCOME—INTERFUND LOANS (4150500)	INVESTMENT INCOME—SURPLUS MONEY INVESTMENTS (4163000)	CAPITAL ASSET SALES PROCEEDS (4170400)	OTHER REVENUE, COST RECOVERIES (4171100)	ESCHEATS (4171400, 4171500)	MISCELLANEOUS/OTHER REVENUE (4172500)	PENALTY ASSESSMENTS (4173000)	TOTAL
MEDICAL BOARD OF CALIFORNIA	0210 OUTPATIENT SETTING FUND OF THE MEDICAL BOARD OF CALIFORNIA				103							14						117
	0755 LICENSED MIDWIFERY FUND		1		67			13				6						87
	0758 MEDICAL BOARD OF CALIFORNIA FUND		146		57,156		585	11,399				375			20	4	45	69,730
	TOTAL	0	147	0	57,326	0	585	11,412	0	0	0	395	0	0	20	4	45	69,934
NATUROPATHIC MEDICINE COMMITTEE	3069 NATUROPATHIC DOCTORS FUND		4		424		6	105				19						558
OCCUPATIONAL THERAPY, CALIFORNIA BOARD OF	3017 OCCUPATIONAL THERAPY FUND		41		2,415		59	460		30		43						3,048
OPTOMETRY, CALIFORNIA STATE BOARD OF	0763 STATE OPTOMETRY FUND		31		2,064		64	346				53				6		2,564
	0175 DISPENSING OPTICIANS FUND											27						27
	TOTAL	0	31	0	2,064		64	346	0	0	0	80	0	0	0	6	0	2,591
OSTEOPATHIC MEDICAL BOARD OF CALIFORNIA	0264 OSTEOPATHIC MED BD OF CA FUND		18		2,378		53	1,172				109			4			3,734
PHARMACY, CALIFORNIA STATE BOARD OF	0767 PHARMACY BOARD CONTINGENT FUND		264		28,080		1,932	4,516		2		484			28	6		35,312
PHYSICAL THERAPY BOARD OF CALIFORNIA	0759 PHYSICAL THERAPY FUND		47		5,437		124	1,219				136			4			6,967
PHYSICIAN ASSISTANT BOARD	0280 PHYSICIAN ASSISTANT FUND		6		2,244		23	408				110			3			2,794
PODIATRIC MEDICAL BOARD OF CALIFORNIA	0295 BOARD OF PODIATRIC MEDICINE FUND		10		1,296		16	115				18						1,455
PRIVATE POSTSECONDARY EDUCATION, BUREAU FOR	0305 PRIVATE POSTSECONDARY EDUCATION ADMINISTRATION FUND		279		13,550		429	620		1		437			1			15,317
	0960 STUDENT TUITION RECOVERY FUND					11,629						477			4			12,110
	TOTAL	0	279	0	13,550	11,629	429	620	0	1	0	914	0	0	5	0	0	27,427
PROFESSIONAL ENGINEERS, LAND SURVEYORS, AND GEOLOGISTS, BOARD FOR	0770 PROFESSIONAL ENGINEERS' AND LAND SURVEYORS' FUND		169		9,047		81	1,940				139			18			11,394

Note: All revenues based on year-end Fiscal program disbursement report for 2021–22.

REVENUE CATEGORIES (IN THOUSANDS OF DOLLARS)

1111—BOARDS AND BUREAUS	FUND NUMBER AND NAME	OTHER MOTOR VEHICLE FEES (4115600)	DELINQUENT FEES (4121200)	DIVISION OF REAL ESTATE LICENSE FEES (4127200)	RENEWAL FEES (4127400)	OTHER FEES AND LICENSES (4129000)	OTHER REGULATORY FEES (4129200)	OTHER REGULATORY LICENSES AND PERMITS (4129400)	SALE OF DOCUMENTS (4140000)	MISCELLANEOUS SERVICES TO THE PUBLIC (4143500)	INTEREST INCOME—INTERFUND LOANS (4150500)	INVESTMENT INCOME—SURPLUS MONEY INVESTMENTS (4163000)	CAPITAL ASSET SALES PROCEEDS (4170400)	OTHER REVENUE, COST RECOVERIES (4171100)	ESCHEATS (4171400, 4171500)	MISCELLANEOUS/OTHER REVENUE (4172500)	PENALTY ASSESSMENTS (4173000)	TOTAL
PROFESSIONAL FIDUCIARIES BUREAU	3108 PROFESSIONAL FIDUCIARY FUND		4		544		22	78				9						657
PSYCHOLOGY, CALIFORNIA BOARD OF	0310 PSYCHOLOGY FUND		68		4,611		145	743		1	12	159			3			5,742
REAL ESTATE APPRAISERS, BUREAU OF	0400 REAL ESTATE APPRAISERS FUND			4,722				1,390	1			135				44	80	6,372
REGISTERED NURSING, BOARD OF	0761 BOARD OF REGISTERED NURSING FUND		833		49,584		628	28,062		10		1,740	7	2	18	298		81,182
RESPIRATORY CARE BOARD OF CALIFORNIA	0319 RESPIRATORY CARE FUND		85		3,304		97	479				58			1			4,024
SECURITY AND INVESTIGATIVE SERVICES, BUREAU OF	0239 PRIVATE SECURITY SERVICES FUND		392		8,436		791	7,039				163			16	7		16,844
	0769 PRIVATE INVESTIGATOR FUND											9						9
	TOTAL	0	392	0	8,436		791	7,039	0	0	0	172	0	0	16	7	0	16,853
SPEECH-LANGUAGE PATHOLOGY AND AUDIOLOGY AND HEARING AID DISPENSERS BOARD	0376 SPEECH-LANGUAGE PATHOLOGY AND AUDIOLOGY FUND		32		2,241		72	572				34			3	1		2,955
STRUCTURAL PEST CONTROL BOARD	0168 SPCB RESEARCH FUND						159					25						184
	0399 SPCB EDUCATION AND ENFORCEMENT FUND						412					41						453
	0775 SPC FUND		7		233		4,533	665	1	1		85			4			5,529
	TOTAL	0	7	0	233		5,104	665	1	1	0	151	0	0	4	0	0	6,166
VETERINARY MEDICAL BOARD	0777 VETERINARY MEDICAL BOARD CONTINGENT FUND		66		6,115		132	1,800				187			9	1		8,310
VOCATIONAL NURSING AND PSYCHIATRIC TECHNICIANS, BOARD OF	0779 VOCATIONAL NURSING AND PSYCHIATRIC TECHNICIANS FUND		292		15,110		603	7,149		1		160			6	2		23,323
CURES	3252 CURES FUND						3,258					99			1			3,358
DCA TOTAL		33,889	13,951	4,722	348,897	11,629	27,052	277,077	2	151	95	14,281	45	2	364	718	2,464	735,339

Note: All revenues based on year-end Fiscal program disbursement report for 2022–23.



FISCAL YEAR 2022–23
ANNUAL REPORT